

ARIZONA TOGETHER

STAY HEALTHY | SAFER AT HOME

THANK YOU

NURSES | DOCTORS | HEALTHCARE WORKERS

BUSINESS LEADERS | ARIZONA'S WORKFORCE

TO ALL ARIZONANS

SAFER AT HOME

152,944

TOTAL COVID-19 CASES


2,751

AVG CASES PER DAY WEEK OF JULY 20


3,063

ARIZONA LIVES LOST


COVID-LIKE ILLNESS
IN EMERGENCY ROOMS



COVID PATIENT
ICU/HOSPITAL BED USE



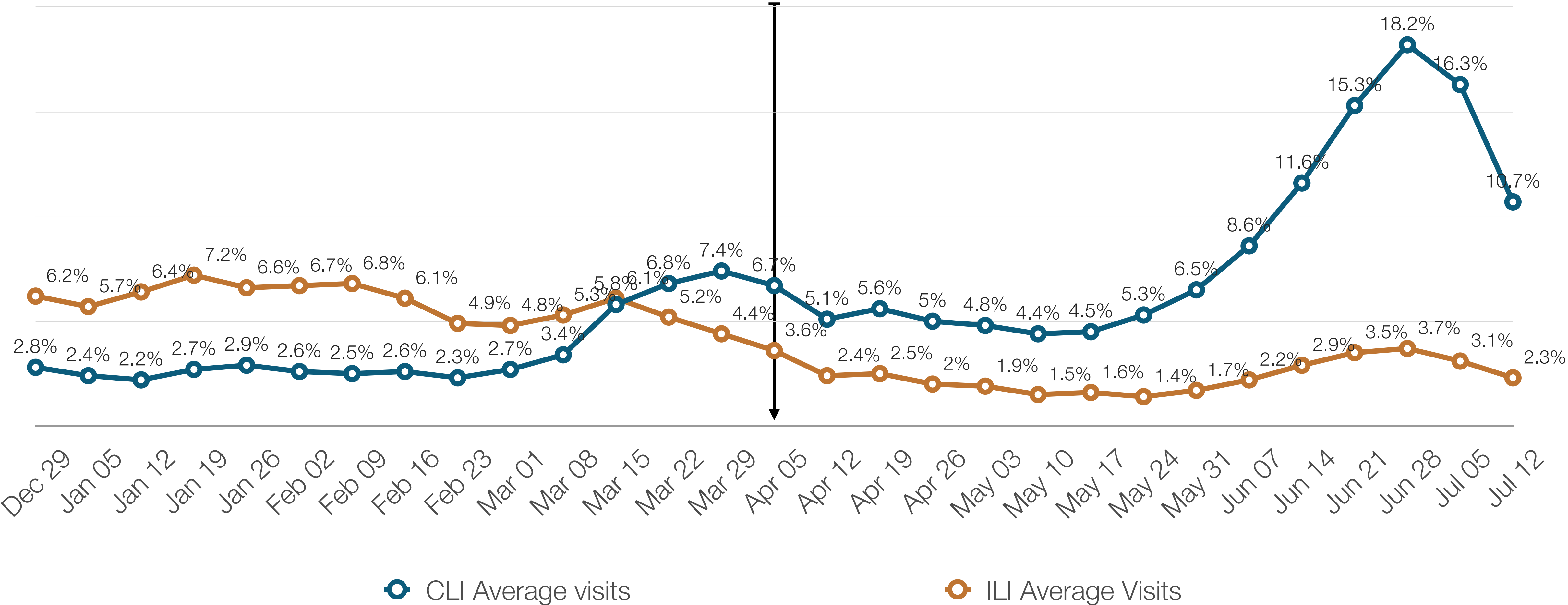
PERCENTAGE OF
POSITIVE TESTS



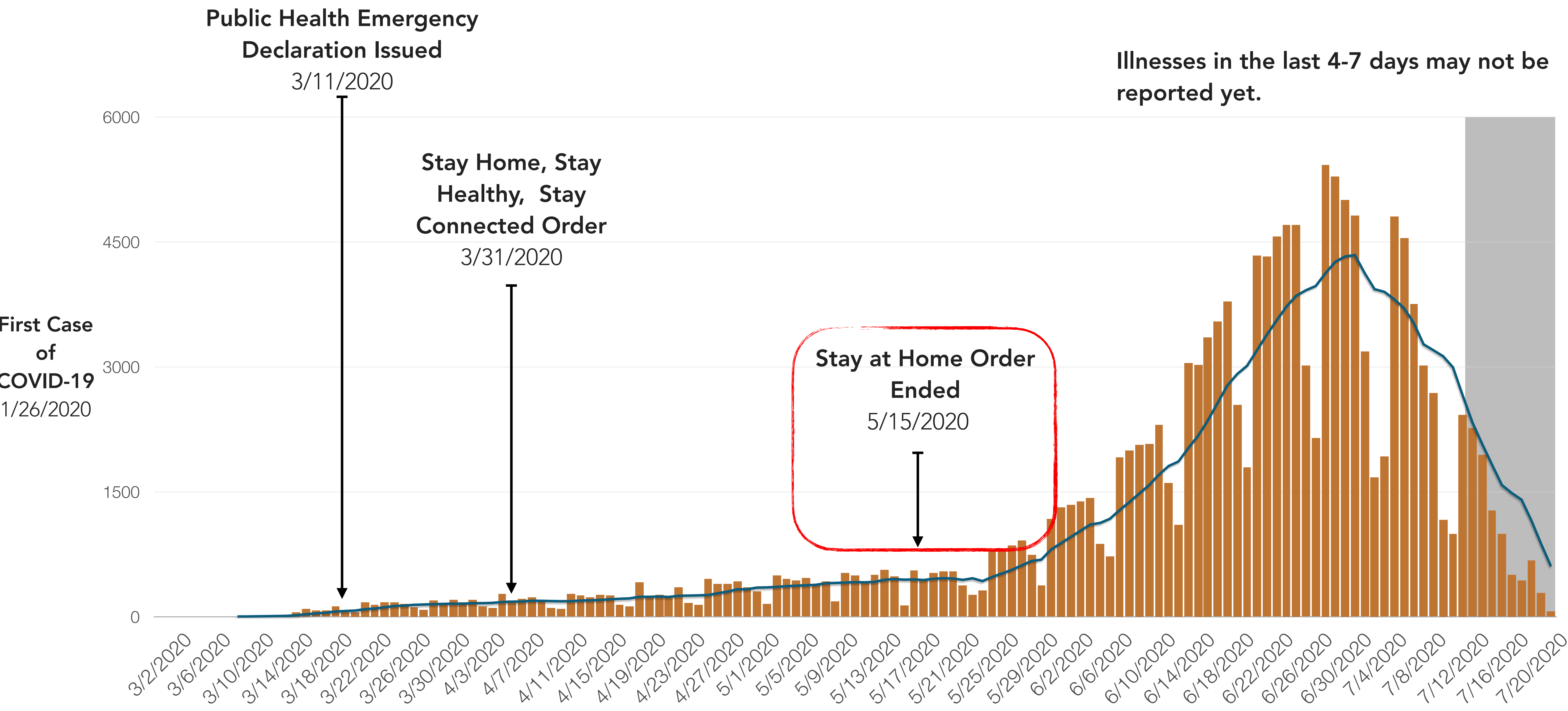
COVID-LIKE-ILLNESS (CLI) SURVEILLANCE

INFLUENZA-LIKE-ILLNESS (ILI) SURVEILLANCE

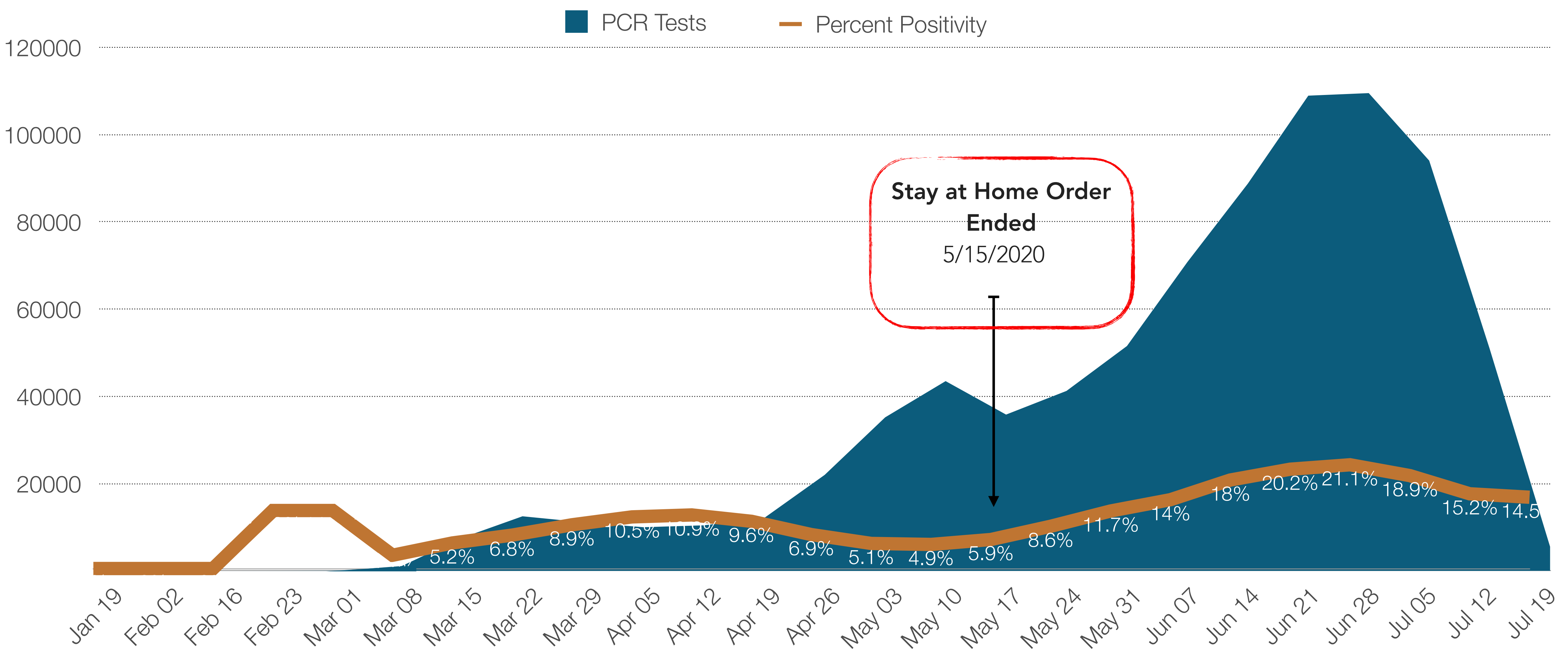
Stay Home, Stay Healthy, Stay Connected Order
3/31/2020



COVID-19 CASES BY DAY

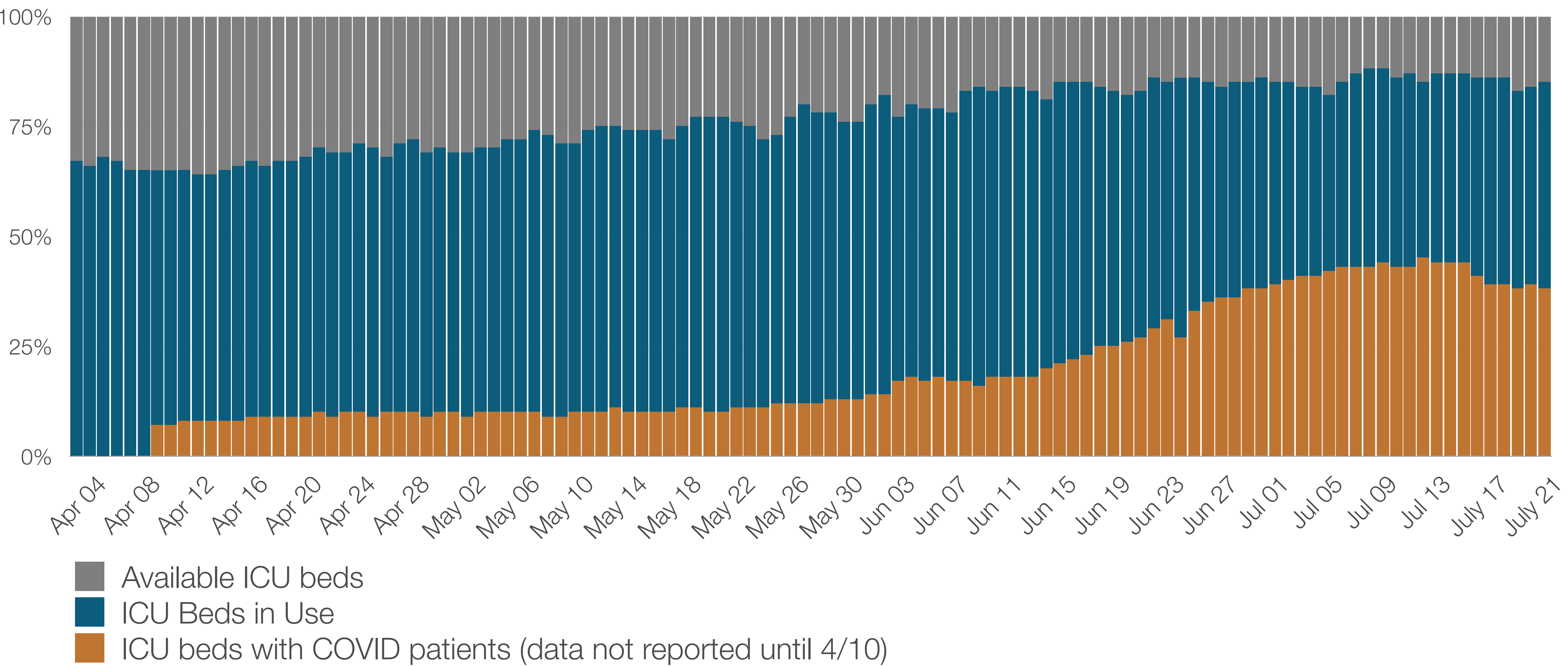


PERCENTAGE OF POSITIVE TESTS



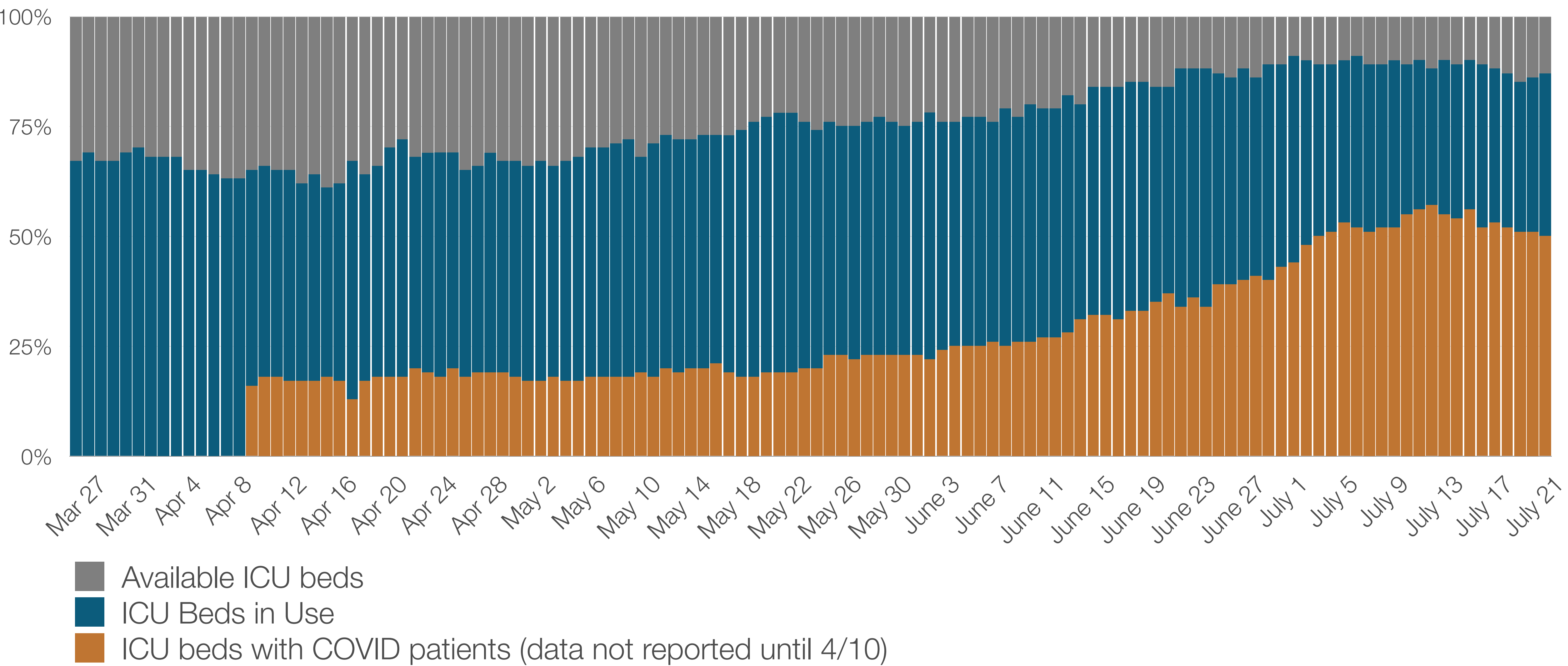
HOSPITAL BEDS

DOES NOT INCLUDE 2,600 ADDITIONAL SURGE BEDS

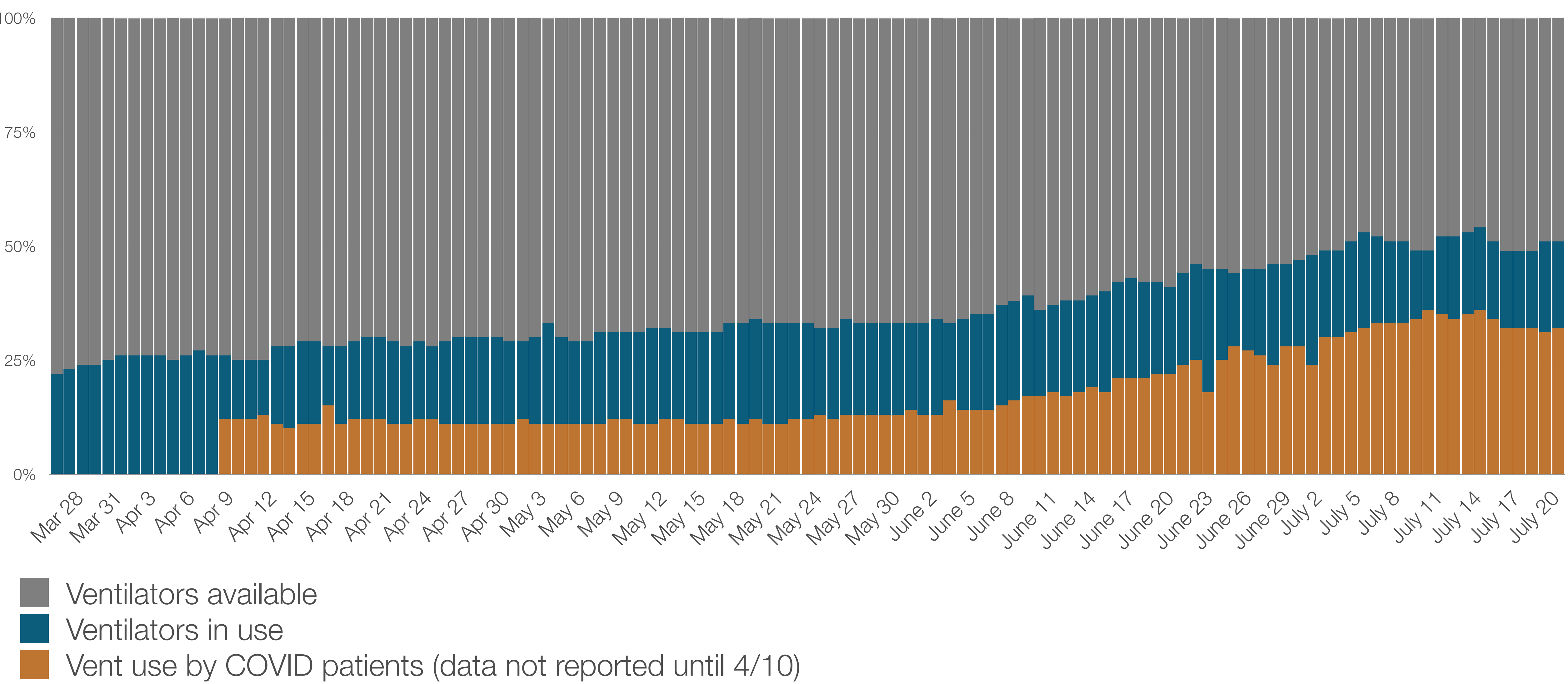


INTENSIVE CARE UNIT HOSPITAL BEDS

DOES NOT INCLUDE 600 ADDITIONAL ICU SURGE BEDS




VENTILATORS FOR COVID-19

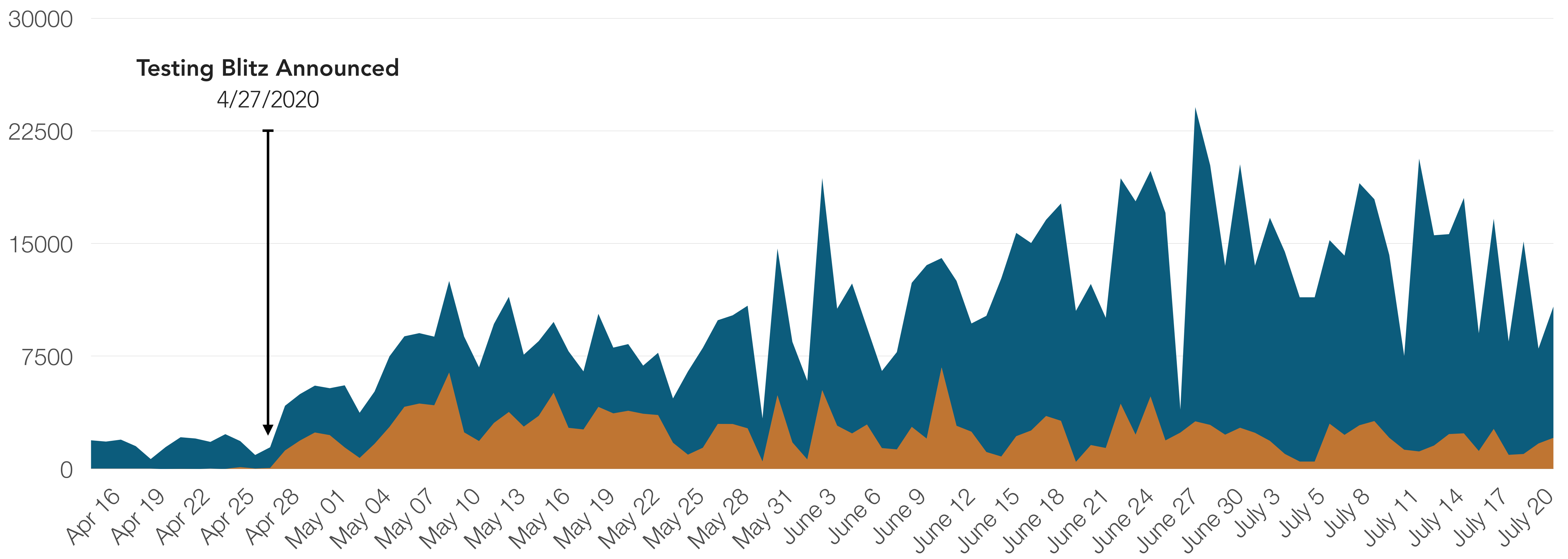


TESTING BY DAY

TOTAL TESTS: 1,037,924

 Serology
215,211

 PCR
822,713



RECENT ACTIONS TO
SLOW THE SPREAD

PROHIBITING LARGE GATHERINGS

LOCAL MASK ORDINANCES

**PAUSING OPERATIONS OF GYMS, BARS,
NIGHTCLUBS, WATER PARKS & TUBING**

DELAYING THE FIRST DAY OF SCHOOL

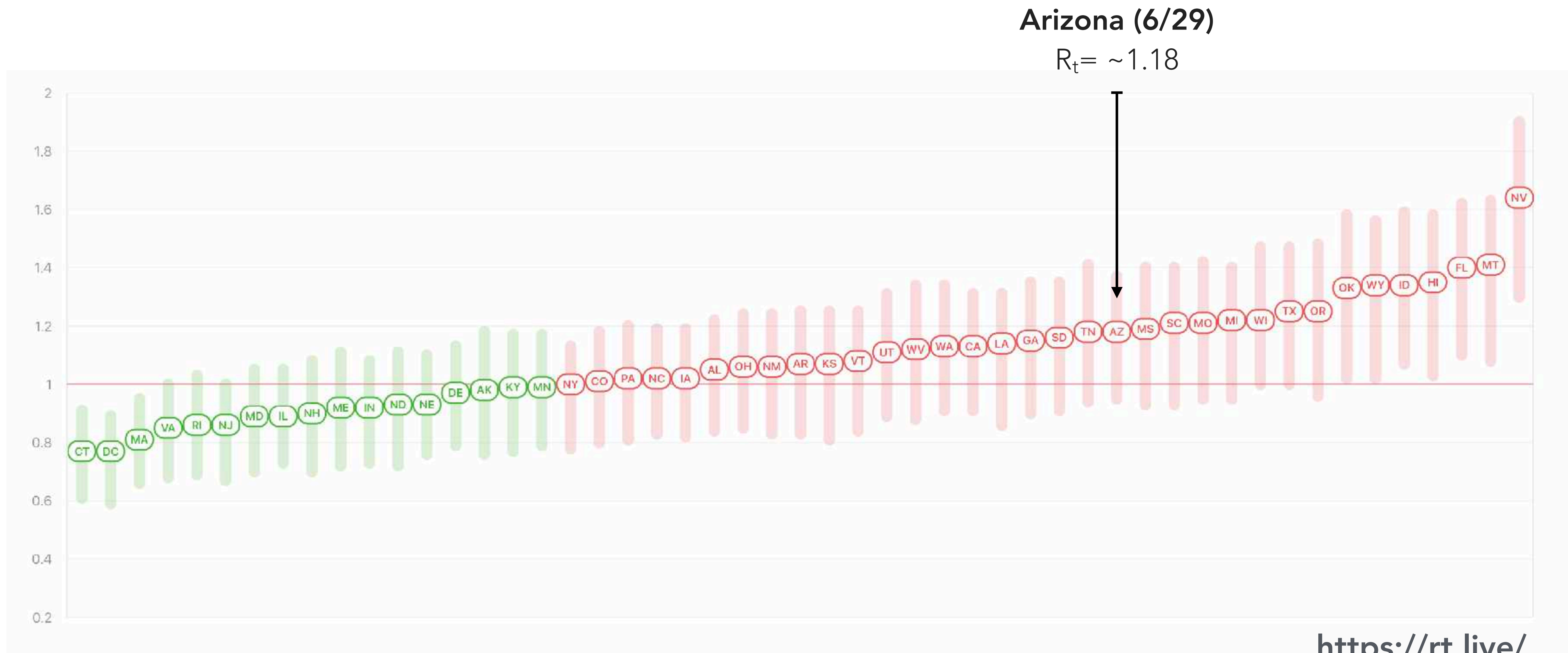
REDUCING RESTAURANT CAPACITY

TRACKING THE RESULTS

R_t

The average
number of people
who become
infected by an
infectious person.

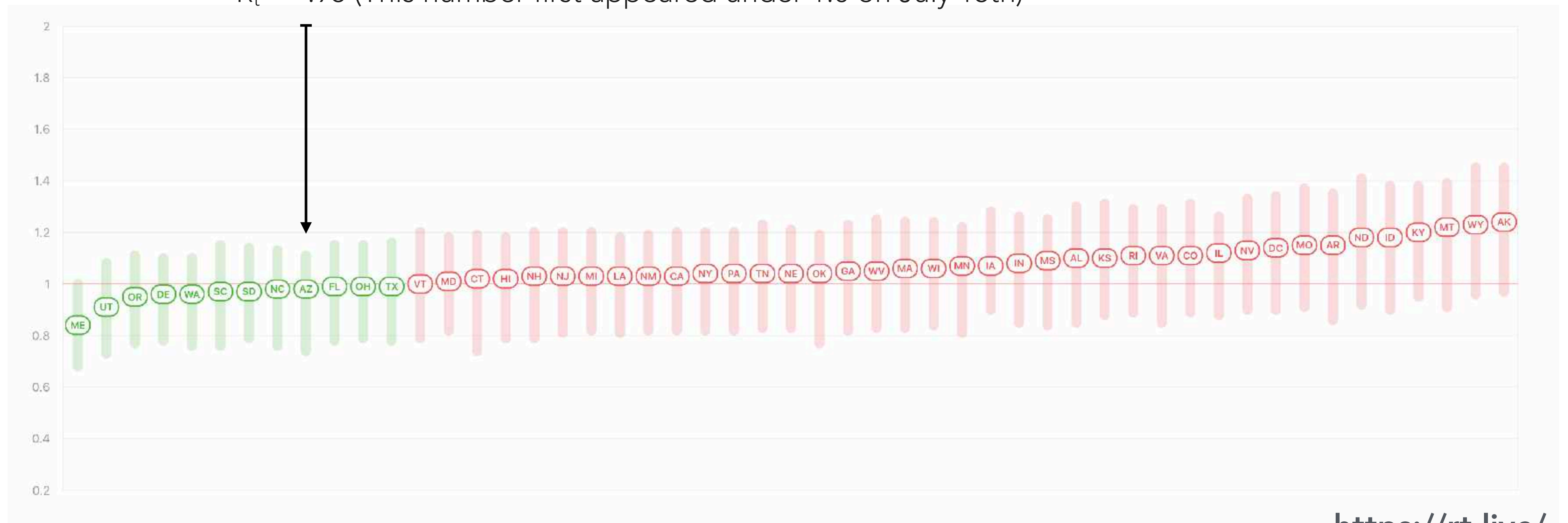
THE GOAL: < 1.0



THE GOAL: < 1.0

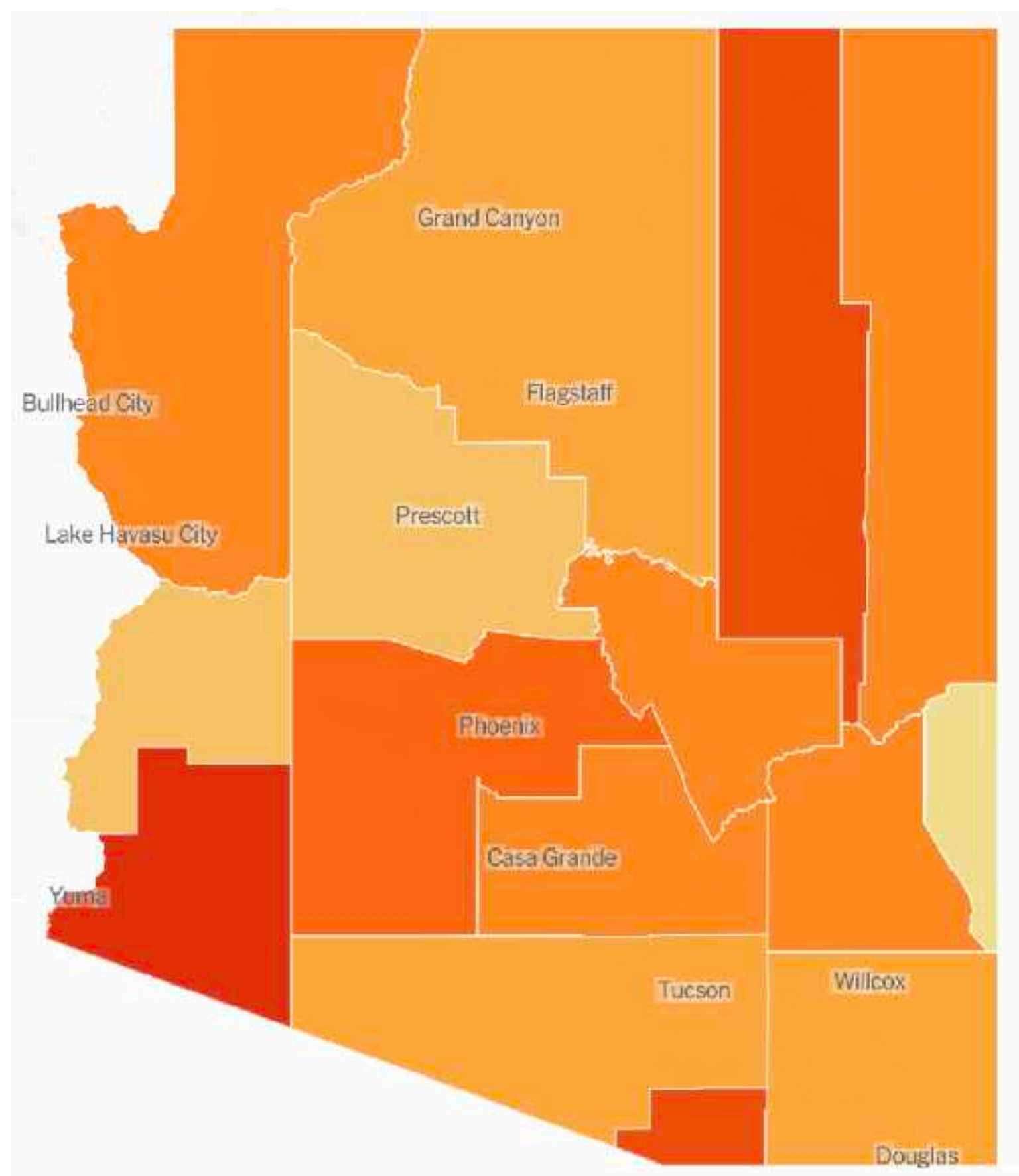
Arizona

$R_t = \sim .98$ (This number first appeared under 1.0 on July 15th)



<https://rt.live/>

DAILY CASES PER 100,000 PEOPLE



Apache County, Ariz.

AVG. DAILY CASES PER 100,000		14-DAY TREND
July 22	36	
Two weeks ago	23	

Coconino County, Ariz.

AVG. DAILY CASES PER 100,000		14-DAY TREND
July 22	25	
Two weeks ago	35	

Cochise County, Ariz.

AVG. DAILY CASES PER 100,000		14-DAY TREND
July 22	19	
Two weeks ago	27	

Gila County, Ariz.

AVG. DAILY CASES PER 100,000		14-DAY TREND
July 22	32	
Two weeks ago	23	

Graham County, Ariz.

AVG. DAILY CASES PER 100,000		14-DAY TREND
July 22	34	
Two weeks ago	23	

Greenlee County, Ariz.

AVG. DAILY CASES PER 100,000		14-DAY TREND
July 22	8.4	
Two weeks ago	16	

La Paz County, Ariz.

AVG. DAILY CASES PER 100,000		14-DAY TREND
July 22	16	
Two weeks ago	26	

Maricopa County, Ariz.

AVG. DAILY CASES PER 100,000		14-DAY TREND
July 22	45	
Two weeks ago	59	

Mohave County, Ariz.

AVG. DAILY CASES PER 100,000		14-DAY TREND
July 22	28	
Two weeks ago	28	

Navajo County, Ariz.

AVG. DAILY CASES PER 100,000		14-DAY TREND
July 22	48	
Two weeks ago	52	

Pima County, Ariz.

AVG. DAILY CASES PER 100,000		14-DAY TREND
July 22	22	
Two weeks ago	31	

Pinal County, Ariz.

AVG. DAILY CASES PER 100,000		14-DAY TREND
July 22	29	
Two weeks ago	39	

Santa Cruz County, Ariz.

AVG. DAILY CASES PER 100,000		14-DAY TREND
July 22	54	
Two weeks ago	74	

Yavapai County, Ariz.

AVG. DAILY CASES PER 100,000		14-DAY TREND
July 22	14	
Two weeks ago	12	

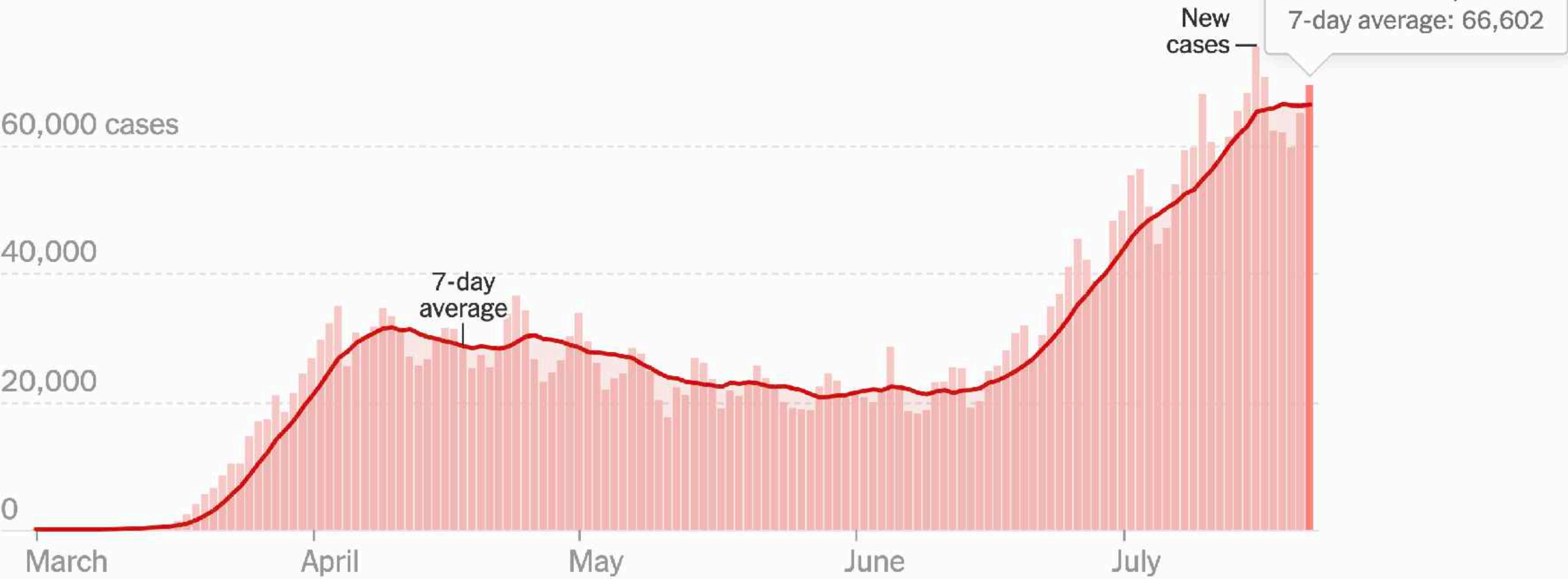
Yuma County, Ariz.

AVG. DAILY CASES PER 100,000		14-DAY TREND
July 22	58	
Two weeks ago	82	

New reported cases by day in Arizona



New reported cases by day in the United States



Where new cases are increasing

Cases per capita

Total cases

Charts show daily cases per capita and are on the same scale. States are sorted by cases per capita for the most recent day. Tap a state to see detailed map page.



Where new cases are mostly the same

Cases per capita

Total cases

Charts show daily cases per capita and are on the same scale. States are sorted by cases per capita for the most recent day. Tap a state to see detailed map page.

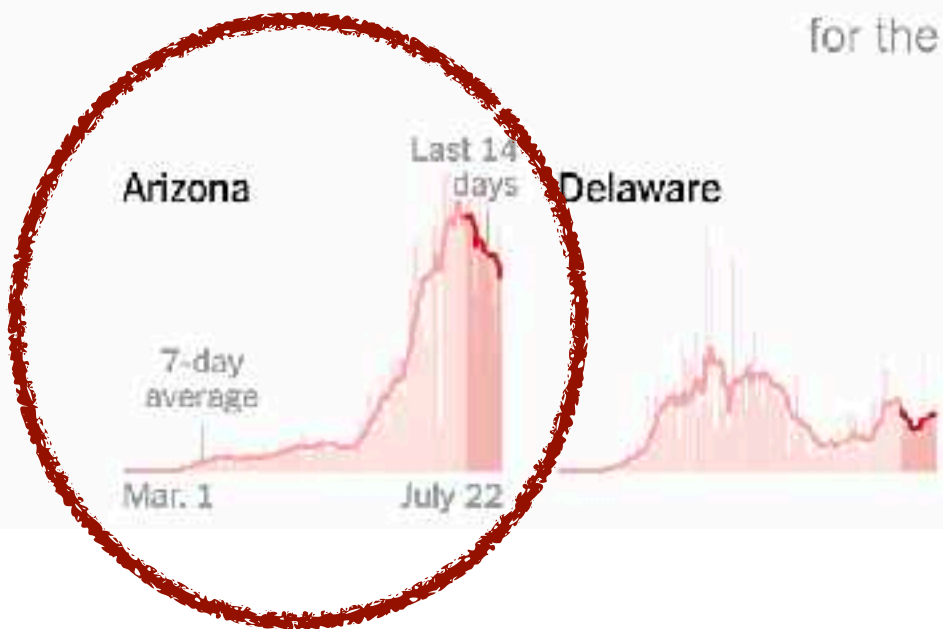


Where new cases are decreasing

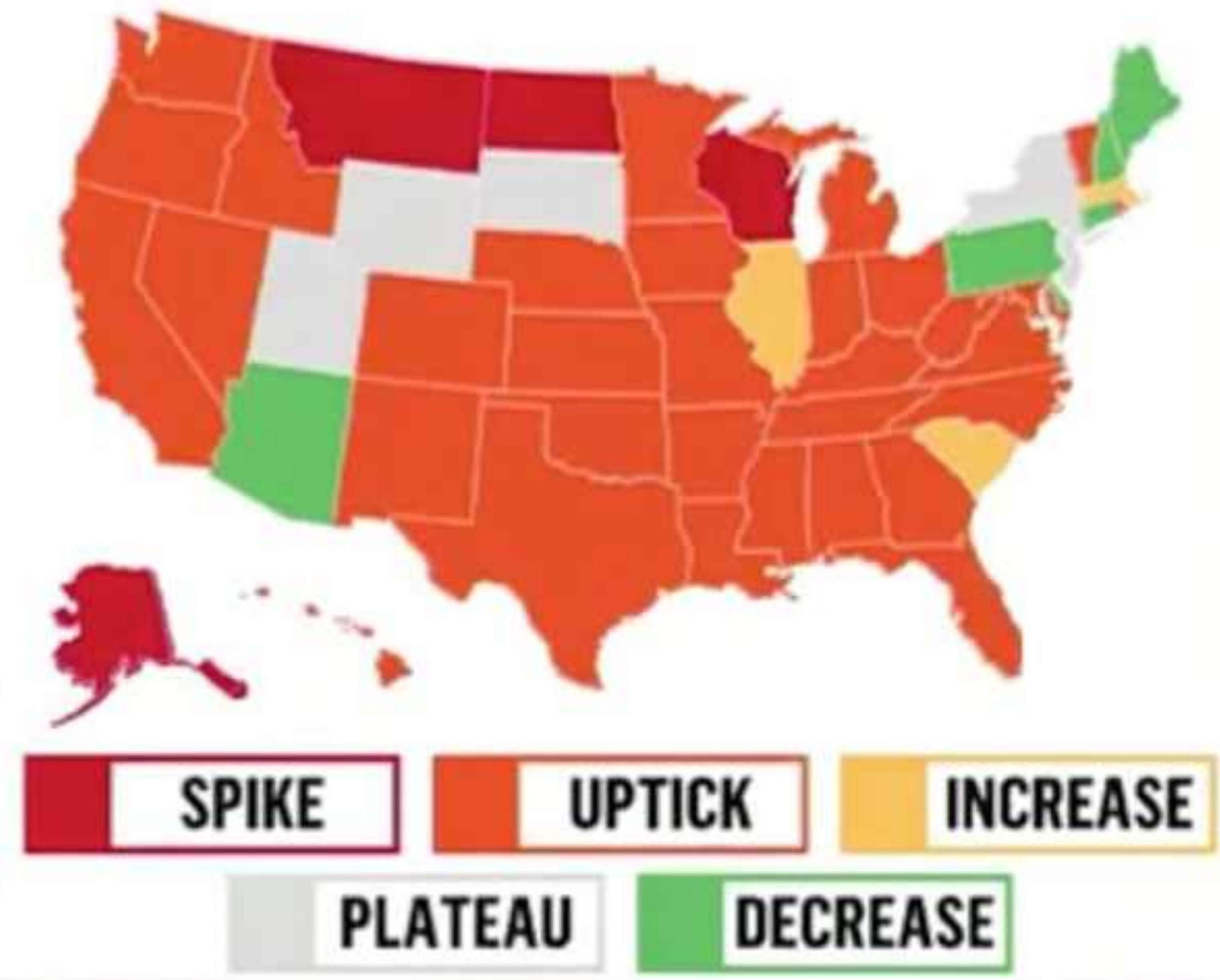
Cases per capita

Total cases

Charts show daily cases per capita and are on the same scale. States are sorted by cases per capita for the most recent day. Tap a state to see detailed map page.

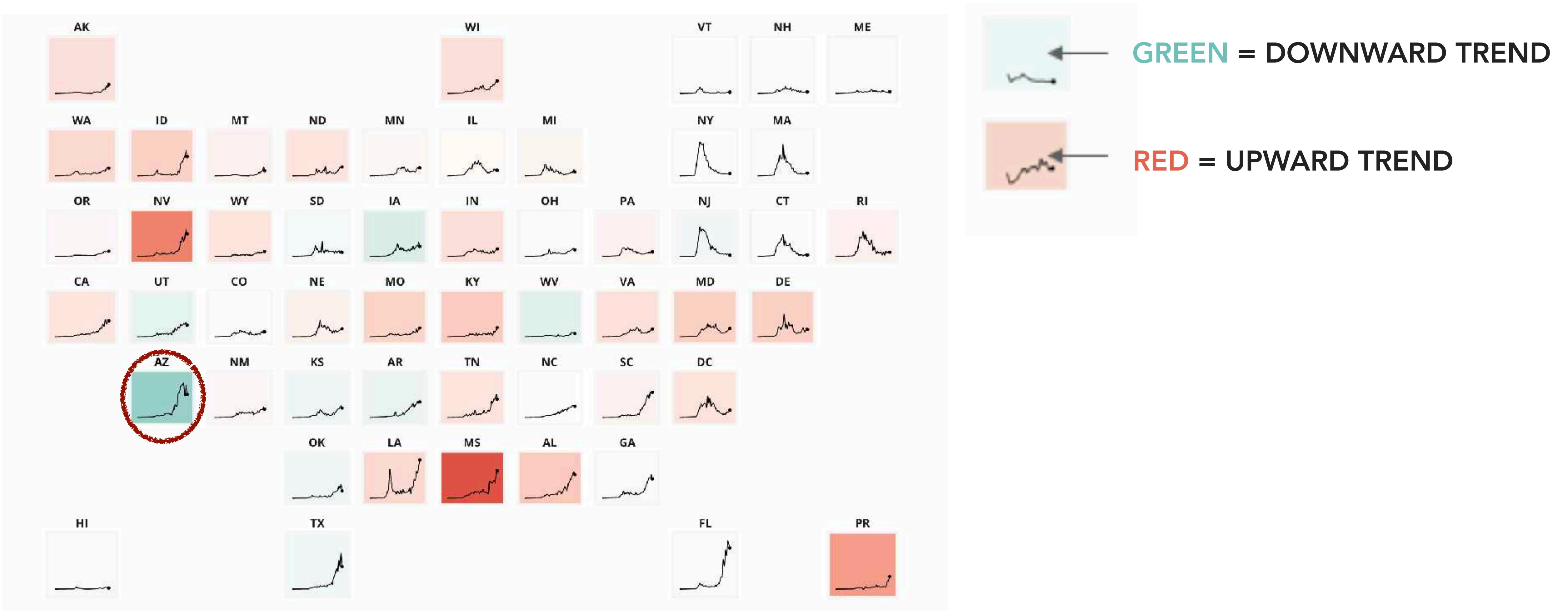


CHANGE IN NEW CASES OVER 14 DAYS



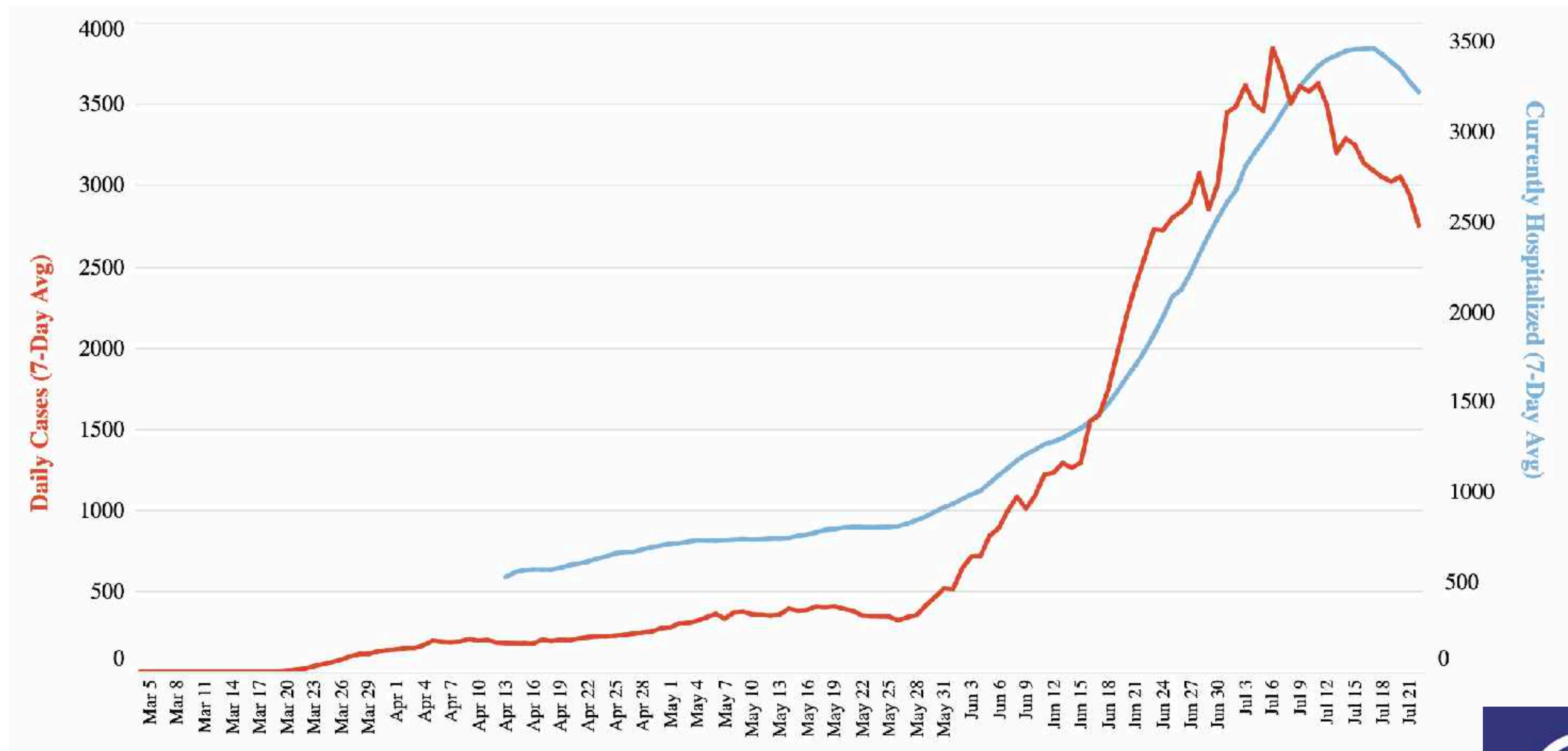
CASE TRENDS IN THE UNITED STATES, D.C, AND PUERTO RICO

3-DAY MOVING AVERAGE



DAILY CASES AND CURRENTLY HOSPITALIZED STATS

7-DAY AVERAGE LINES




ARIZONA'S NEW NORMAL

NO OPPORTUNITIES FOR CONGREGATING

- BARS
- GYMS
- MOVIE THEATERS
- CONCERTS
- SPRING TRAINING
- LARGE EVENTS
- LARGE VENUES
- COLLEGE SPORTS
- MAJOR LEAGUE
BASEBALL
- NBA
- NFL

AND TODAY:
WE PRESS ON

TODAY'S ANNOUNCEMENT



CLOSURE EXTENDED FOR

GYMS

BARS

NIGHTCLUBS

WATER PARKS

& TUBING

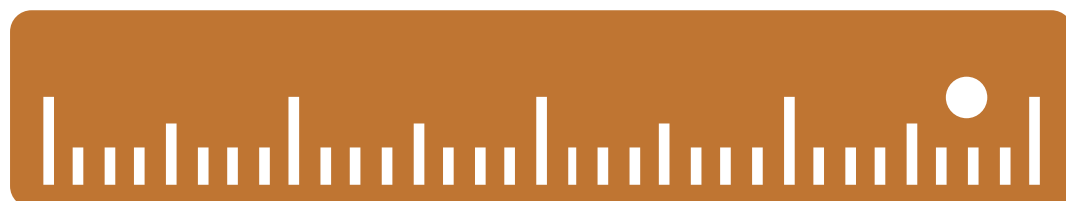
WE CAN'T LET UP

EVERY ARIZONAN NEEDS TO DO THEIR PART

RETURNING SMARTER

- We know that COVID-19 is still widespread in our community
- Vulnerable individuals should limit their time away from home

PHYSICAL DISTANCE



WASH YOUR HANDS



SAFER AT HOME



#MaskUpAZ



STAY **HEALTHY** | SAFER **AT HOME**

MASK UP

ENSURING ACCESS TO MASKS FOR VULNERABLE ARIZONANS

- We are proud to partner with Hanes to provide free cloth face masks to Arizona's most vulnerable residents to prevent the spread of COVID-19.
- To date: over **44,000 mask orders** have been received, shipping now.


MASK UP

- We're also launching a new public education campaign.
- We've teamed up with Arizona's largest advertising agencies to develop new campaigns, which will be featured in digital, billboard, and television mediums.





Funny thing about boxing gloves



Hay algo peculiar acerca de los guantes de boxeo

RIESTER

**"GO AHEAD.
TELL ME MY
MASK LOOKS
WEAK."**

WEAR A MASK | MAINTAIN SOCIAL DISTANCE | WASH & SANITIZE

#MaskUpAZ



**TOUGHER
THAN COVID.**

**ARIZONA
TOGETHER**

ArizonaTogether.org

ARIZONA:
OPEN FOR LEARNING

SUPERINTENDENT KATHY HOFFMAN
SUPERINTENDENT OF PUBLIC INSTRUCTION

OPEN FOR LEARNING

PRIORITIES:

- Public health and safety
- Data-driven decisions
- Parental choice; options for families
- Flexibility to school leaders
- Recognizing the achievement gap and digital divide
- Viewing schools as the most “essential service” we provide

OPEN FOR LEARNING

- While much of the public discussion has been focused on a “**date certain,**” the focus needs to be on ensuring that Arizona students have a **successful academic year.**
- The goal is to provide students with **rigorous instruction** and **consistency** in learning while prioritizing their **health and safety.**
- This presents the greatest challenge to public education in our lifetimes, and **Arizona has the opportunity to lead the nation** in providing the best learning experience to kids during this crisis.



LEARNING STARTS NOW

- **180 days** of instruction or equivalent hours required
- Options for **in person** and **distance learning**
- **Teacher-led distance learning** must begin by first day of the academic school year



REQUIRED ONSITE LEARNING

- Children deserve a **safe learning environment**
- This includes: kids enrolled in free or reduced price lunch programs, special education students, English Language Learners and foster kids
- Schools must provide **free onsite learning** and support services while implementing health and safety protocols




DATA DRIVEN BENCHMARKS

- **Maximum flexibility** to local school leaders, recognizing they need **public health data** to make decisions
- The Arizona Department of Health Services will develop and release **public health benchmarks** for the safe return of in-person, teacher-led classroom instruction
- **Local school leaders** will make the determination and consider these recommendations



FACE COVERINGS

- Schools will develop and implement face covering policies
- **Exceptions for students:** When they can socially distance, are outside in playground settings, breaks for students to take their masks off in a safe environment, and other exceptions outlined by the CDC



RESOURCES

- An additional investment in K-12 education from federal CARES Act dollars. A total of **\$370 million** in grant dollars to schools.
- This will ensure budget stability, and recognize the additional costs in-person learning will bring to districts this school year.



CLOSING THE ACHIEVEMENT GAP

- **\$40 million** to expand broadband
- **\$20 million** to bring in support for high-need schools
- **\$6 million** for the Arizona Teachers Academy
- **\$1 million** in microgrants to support innovative programs
- **\$1 million** for vehicles for the Arizona School for the Deaf and the Blind
- **\$700,000** for leadership development through Beat the Odds Leadership Academy
- **\$500,000** for tutoring from Teach for America to provide tutoring to kids most in need

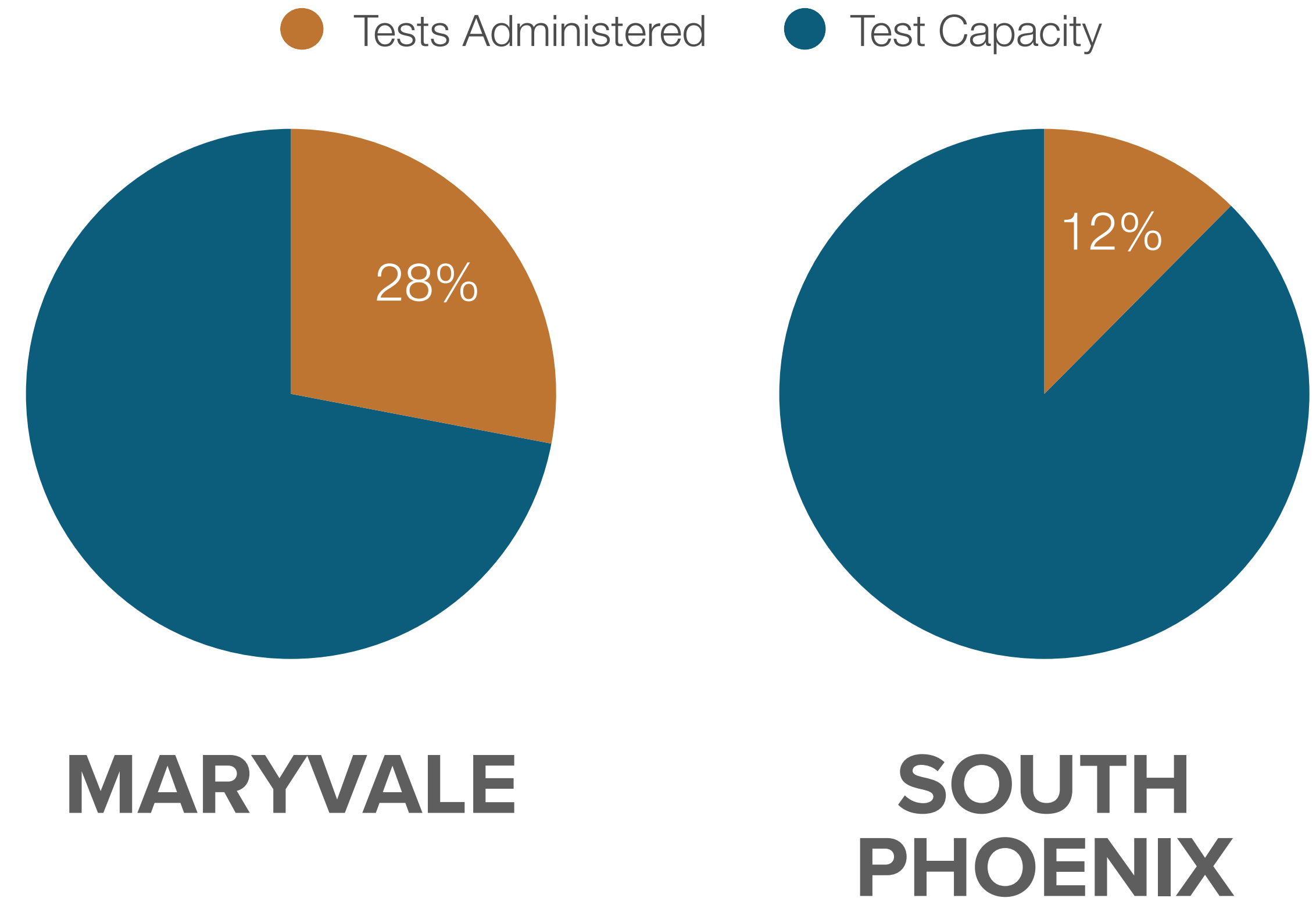
LEARNING STARTS **NOW**



GET TESTED

CDC SURGE TESTING SITE

- Our surge testing sites have been up and running since Friday.
- To date, wait times are minimal, and unfortunately — demand is low.
- We want more people to get tested at these sites.
 - They're completely free
 - No ID required
 - Results within 48-72 Hours
- www.azhealth.gov/surgetesting



DR. CARA CHRIST

ARIZONA DEPARTMENT OF HEALTH SERVICES

KNOW THE RISK

SAFER AT HOME: QUESTIONS TO CONSIDER BEFORE GOING OUT

- How many people will you interact with?
- Can you keep 6 feet of space between you and others? Will you be outdoors or indoors?
- What's the length of time that you will be interacting with people?

EXPANDING TESTING

EXPANDING TESTING

ASU: EXPANDING SITES THROUGHOUT ARIZONA

- Pima County
- Coconino County
- La Paz

ADDITIONAL PROVIDER SITES/EXPANDING CAPACITY: 369 SITES

- Embry Women's Health
- CVS
- FQHCs
- Equality Health
- Banner

LAB TESTING TURNAROUND TIMES

- 28 commercial, university, and public laboratories reporting electronically (ELR)
- Other operating labs do not report electronically but are still testing
 - Current statewide turnaround for ELR: **5.2 days**
 - Individual labs range from **same day to 7.5 days (on average)**
- Storage: samples can be refrigerated for several days, frozen for a week, and deep-frozen indefinitely
- Long turnaround times impact public health's ability to investigate cases

WE'VE BEEN WORKING WITH SONORA QUEST

- Currently bringing new platform online week
- Backlog should be completed by July 31st

HOSPITAL RESOURCES

HOSPITAL RESOURCES

STAFFING INITIATIVE

- Contract with Vizient
- 584 staff allocated to hospitals
- Rural hospitals with high transfers
- Large hospitals receiving transfers
- Staff starting at some sites this week

HOSPITAL RESOURCES

POST ACUTE CARE INITIATIVE

- Contract signed with 3 Ensign facilities for post-acute beds at nursing care institution
- Transfers coordinated through the Arizona Surge Line
- Continuing to identify additional partners
- Additional providers reporting into the Post Acute Care Capacity Tracker (PACCT) Dashboard

MAJOR GENERAL MICHAEL MCGUIRE

ARIZONA DEPARTMENT OF EMERGENCY AND
MILITARY AFFAIRS

MOVING FORWARD
OUR PLAN OF ACTION

THE PLAN AHEAD

- We're going to continue taking a **responsible approach, guided by public health**
- Continue ramping up testing in Arizona to **identify infections**
 - Increasing Lab Capacity
 - Additional Collection Sites
- Continue relief to county health officials in contact tracing to **contain the spread**
- Monitor the **efficacy of our mitigation strategies**

METRICS TO WATCH

- **Cases**
- **Testing & Percent Positivity Rate**
 - At the state and county level
 - Indicates the rate of spread and broad testing availability
- **Mobility & R_t**
 - Arizonans are safer at home — this metric quantifies non-essential travel
 - R_t indicates the rate of spread
- **Capacity**
 - Monitoring our ability to care for Arizonans

ACTION STEPS

WEAR A MASK



WASH YOUR HANDS



PHYSICAL DISTANCE



STAY HOME



WEAR A MASK

THE VIRUS IS WIDESPREAD

YOU ARE SAFER AT HOME