

State of Arizona The Executive Budget

SOURCES AND USES OF STATE FUNDS

FISCAL YEAR 2015

Janice K. Brewer
GOVERNOR



JANUARY 2014

Provisions for Individuals with Disabilities

Individuals who have a disability and require reasonable accommodation in order to use this document are encouraged to contact the Governor's Office of Strategic Planning and Budgeting at 602-542-5381.

State Funds

Index of Funds by Agency	1
Fund Balances and Descriptions of Funds	23
Flow Charts of Revenue Sources and Distribution of Uses	398

OTHER

General Fund Comparative Balance	712
Resources	713
Acknowledgement	

DISPLAYING HOW MONEY FLOWS THROUGH STATE AGENCIES

Preparing the State's Budget Involves Analysis of Close to a Thousand State Funds

THE FOLLOWING PAGES include financial information and a brief description of all major State funds, except the General Fund. Each listing depicts summary information for FY 2013 expenditures and fiscal years 2014 and 2015 estimated revenues and expenditures.

New this year are flow charts for most funds that show the flow of money through a fund, including the statutorily allowable sources of revenue to the funds and the distribution of funds that are allowed or mandated.

The FY 2013 beginning cash balances, revenues by type, expenditures by type, and transfers were retrieved from the Arizona Financial Information System. Estimates and recommendations for fiscal years 2014 and 2015 are determined by OSPB and are incorporated into the Executive Budget.

While most funds receive revenue from a single source and are used for a unique purpose at a single agency, many of the funds shown in these tables are not exclusive to a single agency or activity.

The fund descriptions explain the revenue sources and the legally allowable uses of the fund. The descriptions were compiled from the establishing statutes, session laws, and other sources.

The FY 2013 beginning balances reflect cash, cash invested with the State Treasurer, outstanding warrants, and warrants in the process of being printed.

In cases where there were commitments made before FY 2013 to make expenditures during FY 2013, the expenditures of cash during FY 2013 are classified as "Prior Committed or Obligated Expenditures." When possible, reservations are made against the cash available from non-lapsing, prior-year appropriations that have yet to be expended and are identified as "Expenditure/Reserve for Prior Appropriations."

"Administrative Adjustments" refers to liabilities that were incurred during the previous year, but not paid before the end of the fiscal year in which the liability was incurred. The concept of administrative adjustments applies to only appropriated funds.

The term "Operating Expenditures/Appropriations" is used to denote the use of the monies for the non-capital functions of the agency. Monies designated for capital functions are listed as "Capital Expenditures/Appropriations."

The term "Non-Appropriated Expenditures" is used either when agencies have the implicit authorization to expend money from a fund (due to the nature of the fund) without annual authorization by the Legislature. Some funds have statutory caps limiting the amount of money that can remain at the end of the fiscal year; the term "Transfer Due to Fund Balance Cap" is used.

Occasionally, agencies have been required by the Legislature to transfer monies from specific funds to the General Fund. These are labeled "Legislative Fund Transfers."

There are several standard adjustments that affect fund balances. Standard adjustments are more technical changes to an agency's budget for such things as rent, risk management premiums, retirement contributions, health and dental insurance premiums, human resource pro-rata charges, or annualization of the pay raises enacted the previous year. While the effects of each of those changes are listed for each fund, the total effects for an agency can be found in the State Agency Budgets volume of the Executive Budget.

Due to timing issues and reporting variations within the Arizona Financial Information System, the status of any particular fund should be confirmed by OSPB before finalizing any policy decisions.

SOURCES AND USES OF FUNDS TABLE OF CONTENTS

Agency Name	AFIS Fund	Fund Name	Page
Accountancy, State Board of	2001	Accountancy Board Fund	63
Acupuncture Board of Examiners	2412	Acupuncture Board of Examiners Fund	210
Administration, Arizona Department of	1107	Personnel Division Fund	29
	1600	Capital Outlay Stabilization Fund	40
	1996	Liquor Licenses Fund	42
	1999	Capitol Police Towing Fund	43
	2000ADA	Federal Grant Fund	44
	2025ADA	Statewide Donations Fund	77
	2027	Game and Fish Fund	84
	2082	DEQ Emissions Inspection Fund	110
	2088	Corrections Fund	112
	2122	State Lottery Fund	124
	2131	Anti-Racketeering Revolving Fund	128
	2152	Information Technology Fund	133
	2172	Utility Regulation Revolving Fund	138
	2176	DOA 911 Emergency Telecom Service Revolving Fund	141
	2226	Air Quality Fund	154
	2261	State Employee Ride Share Fund	163
	2264	Security Regulatory and Enforcement Fund	164
	2333	Public Access Fund	184
	2453	State Traffic and Parking Control Fund	228
	2495	PLTO Collections and Disbursements Fund	244
	2500ADA	IGA and ISA Fund	246
	2503	ADOA Special Events Fund	258
	2504	Prison Construction and Operations Fund	258
	2515	State DOC Revolving-Transition Fund	262
	2531	State Web Portal Fund	264
	2566	Automation Projects Fund	277
	2600ADA	Payment Card Clearing Fund	281
	2601	Credit Card Incentives and Rebate Clearing Fund	282
	2950	Stimulus Statewide Admin Fund	284
	2999ADA	Federal Economic Recovery Fund	284
	3015	Special Employee Health Fund	298
	3035	E.R.E. / Benefits Administration Fund	302
	3140	Penitentiary Land Earnings Fund	315
	3141	State Charitable, Penal & Reformatory Land Earnings Fund	316

Agency Name	AFIS Fund	Fund Name	Page
Administration, Arizona Department of	3187	DOC Special Services Fund	324
	3200	Retiree Accumulated Sick Leave Fund	326
	4203	Admin - AFIS II Collections Fund	344
	4204	Motor Pool Revolving Fund	345
	4208	Special Services Fund	346
	4213	Co-op St Purchasing Fund	348
	4214	State Surplus Property Fund	348
	4215	Admin - Surplus Property/Federal Fund	349
	4216	Risk Management Fund	350
	4219	Construction Insurance Fund	351
	4230	Automation Operations Fund	353
	4231	Telecommunications Fund	354
	5005	Certificate of Participation Fund	356
	5040	2010A Lottery Revenue Bond Debt Service	359
	9200	Payroll Administration Fund	391
Administrative Hearings, Office of	2500HGA	IGA and ISA Fund	253
	2506	Healthcare Group Fund	259
Agriculture, Arizona Department of	1239	Agricultural Consulting/Training Program Fund	31
	2000AHA	Federal Grant Fund	46
	2012	Agriculture Commercial Feed Fund	70
	2013	Cotton Research and Protection Council Fund	70
	2022	Egg inspection Fund	76
	2051	Pesticide Fund	95
	2054	Agriculture Dangerous Plants Fund	97
	2064	Agriculture Seed Law Fund	102
	2065	Livestock Custody Fund	102
	2081	Fertilizer Materials Fund	109
	2083	Beef Council Fund	110
	2113	Arizona Federal/State Inspection Fund	121
	2138	Nuclear Emergency Management Fund	131
	2201	Grain Council Fund	147
	2259	AZ Iceberg Lettuce Research Fund	162
	2260	Citrus, Fruit, and Vegetable Revolving Fund	162
	2297	Aquaculture Fund	175
	2298	AZ Protected Native Plant Fund	176
	2299AHA	AZ Citrus Research Council Fund	176
	2368	Leafy Green Marketing Committee Fund	194
	2378	Livestock and Crop Conservation Fund	196

Agency Name	AFIS Fund	Fund Name	Page
Agriculture, Arizona Department of	2381	Arizona Agriculture Protection Fund	198
	2436	Agriculture Administrative Support Fund	219
	2458	Commodity Promotion Fund	229
	2489	Equine Inspection Fund	240
	2500AHA	IGA and ISA Fund	247
	3011AHA	Agriculture Designated/Donations Fund	296
	9000AHA	Indirect Cost Recovery Fund	384
	Appraisal, State Board of	2270	Board of Appraisal Fund
Arizona Health Care Cost Containment System	1303	Proposition 204 Protection Account (TPTF) Fund	32
	1306	Tobacco Tax and Health Care Fund	34
	1310	Tobacco Products Tax Fund	35
	2000HCA	Federal Grant Fund	53
	2025HCA	Statewide Donations Fund	80
	2120	AHCCCS Fund	123
	2223	Long Term Care System Fund	152
	2409	Children's Health Insurance Program Fund	209
	2438	AHCCCS Intergovernmental Service Fund	220
	2468	Arizona Tobacco Litigation Settlement Fund	233
	2478	Budget Neutrality Compliance Fund	236
	2494	Trauma and Emergency Services Fund	243
	2500HCA	IGA and ISA Fund	252
	2506	Healthcare Group Fund	259
	2532	Hospital Loan Residency Fund	265
	2546	Prescription Drug Rebate Fund	270
	2566	AHCCCS Security Enhancement Proj	277
	2567	Nursing Facility Provider Assessment Fund	278
	3791	AHCCCS - 3rd Party Collection Fund	337
	9691	County Funds Fund	396
	9692	Hospital Assessment	396
Arizona Historical Society	2125	Historical Society Preservation/Restore Fund	125
	2900	Permanent AZ Historical Soc Revolving Fund	283
	9447	Non-Appropriated Private Operating Fund	392
	9448	Non-Appropriated Restricted Funds Fund	392
	9449	Non-Appropriated Private Grants Fund	393
	9450	Non-Appropriated Trust Funds Fund	393
Arizona Retirement System, Arizona State	1401	Retirement System Appropriated Fund	36
	1407	Arizona State Retirement System-Non Appropriated Fund	37

Agency Name	AFIS Fund	Fund Name	Page
Arizona Retirement System, Arizona State	1408	LTD Trust Fund	37
Arts, Arizona Commission on the	2000HUA	Federal Grant Fund	55
	2116	Arizona Commission on the Arts Fund	122
	2569	State Poet Laureate Fund	279
	3014	Arizona Arts Trust Fund	297
	3034	Budget Stabilization Fund	302
ASU - Polytechnic	1411	ASU Collections - Appropriated Fund	38
	2472	Technology and Research Initiative Fund	234
	8900AXA	Indirect Cost Recovery Fund	362
	8902AXA	Federal Indirect Cost Recovery Fund	367
	8903AXA	Federal Grants Fund	370
	8904AXA	Endowment and Life Income Fund	373
	8905AXA	Designated Funds Fund	375
	8906AXA	Auxiliary Funds Fund	378
	8907AXA	Restricted Funds Fund	381
ASU - Tempe	1411	ASU Collections - Appropriated Fund	38
	8900ASA	Indirect Cost Recovery Fund	361
	8901ASA	Loan Fund	364
	8902ASA	Federal Indirect Cost Recovery Fund	366
	8903ASA	Federal Grants Fund	369
	8904ASA	Endowment and Life Income Fund	372
	8905ASA	Designated Funds Fund	374
	8906ASA	Auxiliary Funds Fund	377
	8907ASA	Restricted Funds Fund	380
ASU - West	1411	ASU Collections - Appropriated Fund	38
	2472	Technology and Research Initiative Fund	234
	8900AW	Indirect Cost Recovery Fund	361
	8902AW	Federal Indirect Cost Recovery Fund	366
	8903AW	Federal Grants Fund	369
	8904AW	Endowment and Life Income Fund	372
	8905AW	Designated Funds Fund	375
	8906AW	Auxiliary Funds Fund	378
	8907AW	Restricted Funds Fund	381
Athletic Training, State Board of	2583	Athletic Training Fund	280
Attorney General - Department of Law	1992	Microsoft Settlement Fund	40
	2000AGA	Federal Grants	45
	2014	Consumer Protection/Fraud Revolving Fund	71
	2016	Attorney General Antitrust Revolving Fund	73

Agency Name	AFIS Fund	Fund Name	Page	
Attorney General - Department of Law	2057	Prosecuting Attorney Council Fund	99	
	2068	Attorney General CJEF Distributions Fund	104	
	2131	Attorney General Anti-Racketeering Fund	128	
	2132	Attorney General Collection Enforcement Fund	129	
	2228	Victim Witness Assistance Fund	155	
	2380	Motor Carrier Safety Revolving Fund	197	
	2430	Colorado River Land Claims Revolving Fund	217	
	2445JCA	State Aid to Indigent Defense Fund	223	
	2461	Criminal Case Processing Fund	230	
	2500AGA	IGA and ISA Fund	247	
	2657	Interagency Service Agreements	283	
	2999AGA	Federal Economic Recovery Fund	285	
	3102	AG Trust Fund	306	
	3180AGA	Court Ordered Trust Fund	323	
	3215	Victims Rights Fund	328	
	4216	Risk Management Fund	350	
	4240	Attorney General Legal Services Cost Allocation Fund	355	
	9000AGA	Indirect Cost Recovery Fund	383	
	Auditor General	2242	Audit Services	158
	Automobile Theft Authority	2060	Automobile Theft Authority Fund	100
Barber Examiners, Board of	2007	Barber Examiners Board Fund	66	
Behavioral Health Examiners, Board of	2256	Behavioral Health Examiners Fund	161	
Charter Schools, State Board for	2025CSA	Statewide Donations Fund	78	
	2319	Charter AZ Online Instruction Processing Fund	180	
	2568	New Charter Application	278	
Chiropractic Examiners, State Board of	2010	Chiropractic Examiners Board Fund	69	
Citizens' Clean Elections Commission	2425	Citizens Clean Election Fund	214	
Commerce Authority	1001	Arizona Commerce Authority Carryover	23	
	1237	Work Force Recruitment and Job Training Fund	31	
	2000CAA	Federal Grant Fund	47	
	2196	Community Development Bond Fund	145	
	2547	Arizona Commerce Authority Fund	271	
	2548	Arizona Competes Fund	271	
	3005	Application Fees Fund	293	
	3189	Commerce Donations Fund	325	
	9507	Arizona Innovation Accelerator Fund	395	
	9508	Corporation for Skilled Workforce Fund	395	
Constable Ethics Standards & Training Board	2346	Constable Ethics Standards and Training Fund	187	

Agency Name	AFIS Fund	Fund Name	Page	
Corporation Commission	2000CCA	Federal Grant Fund	48	
	2076	Utility Siting Fund	106	
	2172	Utility Regulation Revolving Fund	138	
	2174	Pipeline Safety Revolving Fund	139	
	2175	Residential Utility Consumer Office Revolving Fund	140	
	2264	Security Regulatory and Enforcement Fund	164	
	2321	Utility Surety Fund	181	
	2333	Public Access Fund	184	
	2334	Moneys on Demand	184	
	2404	Securities Investment Management Fund	206	
	2500CCA	IGA and ISA Fund	248	
	2548	Arizona Competes Fund	271	
	2600	Payment Card Clearing Fund	280	
	2999CCA	Federal Economic Recovery Fund	285	
	3014	Arizona Arts Trust Fund	297	
	3180CCA	Court Ordered Trust Fund	324	
	9000CCA	Indirect Cost Recovery Fund	384	
	Corrections, Department of	2000DCA	Federal Grant Fund	49
		2088	Corrections Fund	112
		2107	State Education Fund for Correctional Education Fund	118
2204		DOC - Alcohol Abuse Treatment Fund	148	
2379		Transition Program Fund	197	
2383		Transition Services Fund	199	
2395		Community Corrections Enhancement Fund	203	
2428		Prisoner Spendable Accounts Fund	216	
2449		Employee Recognition Fund	225	
2500DCA		IGA and ISA Fund	249	
2504		Prison Construction and Operations Fund	258	
2505		Inmate Store Proceeds Fund	259	
2515		State DOC Revolving-Transition Fund	262	
2551		DOC Building Renewal & Preventive Maintenance Fund	272	
3140		Penitentiary Land Earnings Fund	315	
3141		State Charitable, Penal & Reformatory Land Earnings Fund	316	
3147		Corrections Donations Fund	319	
3187		DOC Special Services Fund	324	
4002		ARCOR Enterprises Revolving Fund	339	
4216		Risk Management Fund	350	

Agency Name	AFIS Fund	Fund Name	Page
Corrections, Department of	9000DCA	Indirect Cost Recovery Fund	385
Cosmetology, Board of	2017	Cosmetology Board Fund	74
Criminal Justice Commission, Arizona	2000JCA	Federal Grant Fund	56
	2134	Criminal Justice Enhancement Fund	130
	2198	Victim Compensation and Assistance Fund	146
	2280	Drug and Gang Prevention Resource Center Fund	171
	2443	State Aid to County Attorneys Fund	222
	2445JCA	State Aid to Indigent Defense Fund	223
	2999JCA	Federal Economic Recovery Fund	290
Deaf and the Blind, Arizona State Schools for	2000SDA	Federal Grant Fund	61
	2011	State Grants Fund	69
	2047	Telecommunication Fund for the Deaf	93
	2444	Schools for the Deaf and Blind Fund	223
	2486	ASDB Classroom Site Fund	239
	2492SDA	Instructional Improvement Fund	242
	3148	Trust Fund	319
	4221	ASDB Cooperative Services Fund	352
	4222	Facilities Use Fund (Enterprise Fund)	352
Deaf and the Hard of Hearing, Commission for the	2047	Telecom for the Deaf Fund	93
	2423	Commission for the Deaf and the Hard of Hearing Fund	214
	3000	Private Grant	293
Dental Examiners, State Board of	2020	Dental Board Fund	75
Dispensing Opticians, State Board of	2046	Dispensing Opticians Board Fund	92
Early Childhood Development and Health Board, Arizona	2000CDA	Federal Grant Fund	48
	2542	Early Childhood Development and Health Fund	269
	2999CDA	Federal Economic Recovery Fund	286
Economic Security, Department of	1030	Indirect Cost Recovery Fund - A	28
	1237	Arizona Job Training Fund	31
	1600	Capital Outlay Stabilization Fund	40
	2000DEA	Federal Grant Fund	49
	2001F	Workforce Investment Grant Fund	64
	2007F	Temporary Assistance for Needy Families (TANF) Fund	67
	2008F	Child Care and Development Fund	68
	2019	Developmentally Disabled Client Trust Fund	75
	2066	Special Administration Fund	103
	2091	Child Support Enforcement Administration Fund	114

Agency Name	AFIS Fund	Fund Name	Page	
Economic Security, Department of	2093	Economic Security CPA Investments Fund	115	
	2160	Domestic Violence Shelter Fund	134	
	2162	Child Abuse Prevention Fund	135	
	2173	Children and Family Services Training Program Fund	139	
	2192	Child Passenger Restraint Fund	144	
	2217	Public Assistance Collections Fund	150	
	2224	Department Long-Term Care System Fund	153	
	2335	Spinal and Head Injuries Trust Fund	185	
	2348	Neighbors Helping Neighbors Fund	187	
	2421	CPS Expedited Substance Abuse Treatment Fund	213	
	2429	Joint Substance Abuse Treatment Fund	216	
	2502	TANF and CCDF Clearing Fund	257	
	2558	Unemployment Special Assessment Fund	275	
	3145	Economic Security Donations Fund	317	
	3146	DD Client Investment	318	
	3152	Economic Security Client Trust Fund	320	
	3193	Revenue From State or Local Agency Fund	325	
	3207	Special Olympics Fund	327	
	4003	Industries for the Blind Fund	340	
	4216	Risk Management Fund	350	
	7510	Unemployment Insurance Benefits Fund	360	
	9998	Non-Lapsing GF Finger Imaging	397	
	Education, Department of	1006	Academic Contests Fund	23
		1007	Charter Schools Stimulus Fund	24
		1009	Special Education Fund	24
		1014	School Accountability Fund Prop 301 Fund	25
		1015	Additional School Days Fund	26
		1016	School Safety Prop 301 Funds Fund	26
		1017	Character Education Fund	27
		1032	Temp Trans Privilege and Use Tax - 1%	28
2000EDA		Federal Grant Fund	50	
2025EDA		Statewide Donations Fund	79	
2136		Arizona Youth Farm Loan Fund	130	
2361		American Competitiveness Project Fund	192	
2366		Golden Rule Special Plate Fund	193	
2399		Teacher Certification Fund	204	
2420		Assistance for Education Fund	212	
2470		Failing Schools Tutoring Fund	233	

Agency Name	AFIS Fund	Fund Name	Page
Education, Department of	2471	Classroom Site Fund	234
	2485	English Learner Class Personnel Bonus Fund	239
	2492EDA	Instructional Improvement Fund	242
	2500EDA	IGA and ISA Fund	250
	2522	Character Education Special Plate Fund	263
	2534	Arizona Scholarships for Pupils with Disabilities	265
	2535	Arizona Structured English Immersion Fund	266
	2552	Education Learning and Accountability	273
	2570	Empowerment Scholarship Account Fund	279
	2650	AZ Agricultural Youth Special Plate Fund	282
	2999EDA	Federal Economic Recovery Fund	286
	3138	Public Institution Permanent School Earnings Fund	315
	4209	DOE Internal Services Fund	346
	4210	Education Commodity Fund	347
	4211	Education Printing Fund	347
	9000EDA	Indirect Cost Recovery Fund	386
Emergency and Military Affairs, Department of	1010	Military Installation Fund	25
	2000MAA	Federal Grant Fund	57
	2025MAA	Statewide Donations Fund	81
	2087	Emergency Management Training Fund	112
	2104	Freedom Academy	116
	2106	Navajo Camp Fund	118
	2124	National Guard Morale, Welfare and Recreation Fund	125
	2138	Nuclear Emergency Management Fund	131
	2140	National Guard Fund	132
	2200	Federal Cooperative Agreement Income	146
	2349	National Guard Relief Fund	188
	2500	Interagency Service Agreement Fund	245
	3031	Emergency Response Fund	301
	9000MAA	Indirect Cost Recovery Fund	388
Environmental Quality, Department of	2000EVA	Federal Grant Fund	51
	2082	DEQ Emissions Inspection Fund	110
	2178	Hazardous Waste Management Fund	142
	2180	DEQ Agreement Fund	143
	2221	Water Quality Assurance Revolving Fund	151
	2225	Small Water Systems Fund	153
	2226	Air Quality Fund	154
	2254	Clean Water Revolving Fund	161

Agency Name	AFIS Fund	Fund Name	Page
Environmental Quality, Department of	2271	Underground Storage Tank Revolving Fund	166
	2289	Recycling Fund	174
	2306	Voluntary Equipment Emissions Reduction Fund	178
	2308	Centralized Monitoring Fund	179
	2328	Permit Administration Fund	182
	2365	Voluntary Vehicle Repair and Retrofit Program Fund	193
	2400	DEQ Grant Fund	205
	2449EVA	Statewide Employee Recognition Gifts/Donations Fund	226
	2500EVA	IGA and ISA Fund	250
	2545	Regulated Substance Fund	270
	2563	Institutional & Engineering Control Fund	276
	2564	Voluntary Remediation Fund	276
	3006	Specific Site Judgement Fund	294
	3110	Solid Waste Fee Fund	307
	3500	Used Oil Fund	330
	4100	Water Quality Fee Fund	343
	7000	Indirect Cost Fund	359
Equal Opportunity, Governor's Office for	2000AFA	Federal Grant Fund	45
Exposition & State Fair, Arizona	4001	Arizona Exposition and State Fair Fund	339
Financial Institutions, State Department of	1997	Mortgage Recovery Fund	42
	1998	Financial Services Fund	43
	2126	Banking Department Revolving Fund	126
	2500BDA	IGA and ISA Fund	248
	3023	Receivership Revolving Fund	299
	9099	Financial Institutions Fund	390
Fingerprinting, Board of	2435	Board of Fingerprinting Fund	219
Fire, Building and Life Safety, Department of	2000MM	Federal Grant Fund	58
	2159	DPS-FBI Fingerprint Fund	134
	2169	Arson Detection Reward Fund	137
	2237	Mobile Home Relocation Fund	157
	2500MM	IGA and ISA Fund	254
	2537	Condo and Planned Community Hearing Office Fund	267
	3090	Manufactured Housing Consumer Recovery Fund	305
	3722	Manufactured Housing Cash Bonds	335
Funeral Directors & Embalmers, State Board of	2026	Funeral Directors and Embalmers Fund	83
Game & Fish Department, Arizona	2027	Game and Fish Fund	84
	2028	Game and Fish Federal Revolving Fund	84
	2029	Wildlife Conservation Enterprise Fund	85

Agency Name	AFIS Fund	Fund Name	Page
Game & Fish Department, Arizona	2036	Land and Water Conservation and Recreation Development Fund	88
	2062	Game and Fish Conservation Dev Fund	101
	2079	Watercraft Licensing Fund	108
	2080	Game and Fish Wildlife Theft Prevention Fund	109
	2127	Game/Non-game Fund	126
	2203	Capital Improvement Fund	148
	2209	Waterfowl Conservation Fund	149
	2253	Off-highway Vehicle Recreation Fund	160
	2279	Wildlife Endowment Fund	170
	2295	Arizona Game and Fish Commission Heritage Fund	175
	2442	Firearms Safety and Ranges Fund	222
	2497	Arizona Wildlife Conservation Fund	244
	2500GFA	IGA and ISA Fund	251
	2536	Wildlife Habitat Restoration and Enhancement Fund	266
	2999GFA	Federal Economic Recovery Fund	287
	3111	Game and Fish Trust Fund	307
	3708	Game and Fish Stamps Fund	332
	3709	Game and Fish Special Stamp Collection Fund-For CA	332
	3712	Game and Fish Big Game Permit	333
	3714	Game and Fish Kaibab Co-op Fund	333
	4007	Game and Fish Publications Revolving Fund	340
	5005	Certificate of Participation Fund	356
	9000GFA	Indirect Cost Recovery Fund	386
Gaming, Department of	2122	Lottery Fund	124
	2340	Permanent Tribal-State Compact Fund	186
	2350	Arizona Benefits Fund	188
Geological Survey, Arizona	2000GSA	Federal Grant Fund	52
	2600GSA	Payment Card Clearing Fund	281
	2999GSA	Federal Economic Recovery Fund	288
	3030	Geological Survey Fund	301
	9000GSA	Indirect Cost Recovery Fund	387
Governor, Office of the	2000GVA	Federal Grant Fund	52
	2037	County Fairs, Livestock and Agricultural Promotion Fund	89
	2277GVA	Drug Treatment and Education Fund	169
	2439	Prevention of Child Abuse Fund	220
	2500GVA	IGA and ISA Fund	252
	2950	Stimulus Statewide Admin Fund	284

Agency Name	AFIS Fund	Fund Name	Page
Governor, Office of the	2999GVA	Federal Economic Recovery Fund	288
	3171	Oil Overcharge Fund	322
	3206	Governor's Endowment Partnership Fund	327
	9000GVA	Indirect Cost Recovery Fund	387
Health Services, Department of	1032	Temp Trans Privilege and Use Tax - 1% Fund	28
	1306	Tobacco Tax and Health Care Fund	34
	1344	Tobacco Tax Hlth Care Fund MNMI Account Fund	35
	1600	Capital Outlay Stabilization Fund	40
	1995	Health Services Licenses Fund	41
	2000HSA	Federal Grant Fund	54
	2008F	Child Care and Development Fund	68
	2025HSA	Statewide Donations Fund	80
	2090	Disease Control Research Fund	113
	2096	Health Research Fund	115
	2171	Emergency Medical Services Operating Fund	137
	2184	Newborn Screening Program Fund	143
	2223	AZ Long-Term Care System Fund	152
	2227	Substance Abuse Services Fund	155
	2319	Substance Abuse Services - Alcohol Fund	180
	2329	Nursing Care Institution Protection Fund	183
	2427	Risk Assessment Fund	215
	2464	Serious Mental Illness Service Fund	231
	2500HSA	IGA and ISA Fund	254
	2513	Breast/Cervical Cancer Plate Fund	261
	2541	Smoke-Free Arizona Fund	268
	2544	Medical Marijuana Fund	269
	2555	Seriously Mentally Ill Housing Trust Fund	274
	2999HSA	Federal Economic Recovery Fund	289
	3010	DHS Donations Fund	295
	3011	ADOT Breast Cervical Cancer Plate Fund	295
	3017	Environmental Lab License Revolving Fund	298
	3036	Child Fatality Review Fund	303
	3038	Oral Health Fund	303
	3039	Vital Records Electronic Systems Fund	304
3041	Hearing and Speech Professionals Fund	304	
3120	The Arizona State Hospital Fund	310	
3128	DHS State Hospital Land Earnings Fund	311	
3306	Medical Student Loan Fund	330	

Agency Name	AFIS Fund	Fund Name	Page
Health Services, Department of	4202	DHS Internal Services Fund	344
	9001	DHS - Indirect Cost Fund	389
Highway Safety, Governor's Office of	2000GHA	Federal Grant Fund	51
	2422	DUI Abatement	213
	2479	Motorcycle Safety Fund	237
	2500GHA	IGA and ISA Fund	251
Homeland Security, Department of	2000HLA	Federal Grant Fund	54
Homeopathic Medical Examiners, Board of	2041	Homeopathic Medical Examiners Fund	90
Housing, Arizona Department of	2000HDA	Federal Grant Fund	53
	2200	Arizona Department of Housing Program Fund	146
	2235	Housing Trust Fund	156
	2500HDA	IGA and ISA Fund	253
	2999HDA	Federal Economic Recovery Fund	289
Indian Affairs, Arizona Commission of	2025IAA	Statewide Donations Fund	81
	4013	Indian Affairs Comm Publications	343
Industrial Commission of Arizona	2000ICA	Federal Grant Fund	55
	2002	Industrial Commission Revolving Fund	65
	2177	Industrial Commission Admin Fund	141
Insurance, Department of	2000IDA	Federal Grant Fund	56
	2034	Insurance Examiners Revolving Fund	88
	2114	Arizona Property and Casualty Insurance Guarantee Fund	121
	2154	Life and Disability Insurance Guaranty Fund	133
	2163	Insurance Department Fingerprinting Fund	136
	2316	Assessment Fund for Voluntary Plans Fund	180
	2377	Captive Insurance Regulatory/supervision Fund	196
	2467	Health Care Appeals Fund	232
	2473	Financial Surveillance Fund	235
	3104	Receivership Liquidation Fund	306
	3727	Insurance Tax Premium Clearing Fund	335
Judiciary	2075	Supreme Court CJEF Disbursements Fund	106
	2084	Grants and Special Revenues Fund	111
	2119	Community Punishment Program Fines Fund	123
	2141	The State Aid to Detention Fund	132
	2193	Juvenile Delinquent Reduction Fund	145
	2246	Judicial Collection - Enhancement Fund	159
	2247	Defensive Driving Fund	159
	2275	Court Appointed Special Advocate Fund	168

Agency Name	AFIS Fund	Fund Name	Page	
Judiciary	2276	Confidential Intermediary Fund	168	
	2277COU	Drug Treatment and Education Fund	169	
	2382	Arizona Lengthy Trial Fund	198	
	2415	Criminal Case Processing and Enforcement Improvement Fund	211	
	2440	Court Reporters Fund	221	
	2446	State Aid to Courts Fund	224	
	2500COU	IGA and ISA Fund	249	
	2539	Court of Appeals Collection Enhancement Fund	268	
	3013	County Public Defender Training Fund	296	
	3175	Judges Retirement	322	
	3245	Alternative Dispute Resolution Fund	329	
	Juvenile Corrections, Department of	2000DJA	Federal Grant Fund	50
		2025DJA	Statewide Donations Fund	79
2281		Juvenile Corrections CJEF Dist Fund	171	
2323		State Education Fund for Committed Youth Fund	182	
2449		Employee Recognition Fund	225	
2476		Department of Juvenile Corrections Restitution Fund	236	
2487		State Educational System for Committed Youth Class Fund	240	
3024		Department of Juvenile Corrections Fund	299	
3029		State Charitable, Penal and Reformatory Land Fund	300	
9000DJA		Indirect Cost Recovery Fund	385	
Land Department, State		2024	Land Federal Reclaim Trust Fund	77
	2129	CAP Municipal and Industrial Repayment Fund	127	
	2212	ISA Fund	149	
	2253	Off-highway Vehicle Recreation Fund	160	
	2274	Environmental Special Plate Fund	167	
	2451	State Land Department Fund	228	
	2526	Due Diligence Fund	263	
	2999LDA	Federal Economic Recovery Fund	290	
	3134	Universities Land Fund	314	
	3146LDA	Trust Land Management Fund	318	
	3201	Riparian Trust Fund	326	
	3732	Permanent State School Fund	336	
	4009	Resource Analysis Revolving Fund	341	
	4216	Risk Management Revolving Fund	350	
	Liquor Licenses and Control, Department of	1996	Liquor Licenses Fund	42

Agency Name	AFIS Fund	Fund Name	Page
Liquor Licenses and Control, Department of	2000LLA	Federal Grant Fund	57
	2131	Attorney General Anti-Racketeering Fund	128
	2159	DPS-FBI Fingerprint Fund	134
	3008	Liquor License Special Collections Fund	294
Lottery Commission, Arizona State	2122	Lottery Fund	124
	3179	Lottery - Prize Fund	323
Massage Therapy	2300	Massage Therapy Board Fund	177
Medical Board, Arizona	2038	Medical Examiners Board Fund	89
Mine Inspector, State	2000MIA	Federal Grant Fund	58
	2400	Federal Education and Training Fund	205
	2408	Abandoned Mine Safety Fund	208
	2511	Aggregate Mining Reclamation Fund	261
Naturopathic Physicians Board of Medical Examiners	2042	Naturopathic Board Fund	90
	2159	DPS-FBI Fingerprint Fund	134
Navigable Stream Adjudication Commission, Arizona	4216	Risk Management Fund	350
Northern Arizona University	1421	NAU Collections - Appropriated Fund	39
	8900NAA	Indirect Cost Recovery Fund	363
	8901NAA	Loan Fund	365
	8902NAA	Federal Indirect Cost Recovery Fund	367
	8903NAA	Federal Grants Fund	370
	8905NAA	Designated Funds Fund	376
	8906NAA	Auxiliary Funds Fund	379
	8907NAA	Restricted Funds Fund	382
Nursing Care Ins. Admin. Examiners	2043	Nursing Care Institution Admin/ACHMC Fund	91
Nursing, State Board of	2000BNA	Federal Grant Fund	46
	2025BNA	Statewide Donations Fund	78
	2044	Nursing Board Fund	91
Occupational Therapy Examiners, Board of	2263	Occupational Therapy Fund	163
Optometry, State Board of	2023	Board of Optometry Fund	76
Osteopathic Examiners, Arizona Board of	2048	Osteopathic Examiners Board Fund	94
Parks Board, State	1304	Reservation Surcharge Revolving Fund	33
	2000PRA	Federal Grant Fund	59
	2105	State Lake Improvement Fund	117
	2111	Boating Safety Fund	120
	2202	State Parks Revenue Fund	147
	2253	Off-highway Vehicle Recreation Fund	160

Agency Name	AFIS Fund	Fund Name	Page
Parks Board, State	2432	Land Conservation Fund	218
	2448	Partnership Fund	224
	3034	Budget Stabilization Fund	302
	3117	State Parks Donations Fund	309
	4010	Publications and Souvenir Revolving Fund	342
Personnel Board	1107	Personnel Division Fund	29
Pest Management, Office of	2000SBA	Federal Grant Fund	60
	2050	Pest Management Fund	95
	2600SBA	Payment Card Clearing Fund	281
Pharmacy, Arizona State Board of	2052PMA	Pharmacy Board Fund	96
	2359PMA	Controlled Substance Prescription Monitoring Program	191
Physical Therapy Examiners, Board of	2053	Physical Therapy Fund	96
Pioneers' Home, Arizona	2449PIA	Employee Recognition Fund	226
	3129	Pioneers' Home State Charitable Earnings Fund	312
	3130	Pioneers' Home Miners' Hospital Fund	312
	3143	AZ Pioneers' Home - Mine Fund	316
	3144	Pioneers' Home Cemetery Proceeds Fund	317
Podiatry Examiners, State Board of	2055POA	Podiatry Examiners Board Fund	97
Postsecondary Education, Commission for	2000PEA	Federal Grant Fund	59
	2128	Postsecondary Education Voucher Fund	127
	2358	Mathematics, Science and Special Education Teacher Student Loan Fund	190
	2364	Early Graduation Scholarship Fund	192
	2402	Private Donations Fund	205
	2405	Postsecondary Education Fund	207
	2500PEA	IGA/ISA FUND	255
	2530	Postsecondary Education Grant Program Fund	264
	3121	Family College Savings Program Trust Fund	310
	Power Authority	1112	Interest Income Fund
1113		Fund Deposits Fund (Power Authority)	30
9506		APA - General Fund	394
Prescott Historical Society of Arizona	9505	Sharlot Hall Historical Society 501(c)3 Fund	394
Private Postsecondary Education, State Board for	2056	Private Postsecondary Education Fund	98
	3027	Student Tuition Recovery Fund	300
Psychologist Examiners, State Board of	2058	Psychologist Examiners Board Fund	100
Public Safety Personnel Retirement System	1409	Public Safety Personnel Retirement Fund	38
Public Safety, Department of	1032	Temp Trans Privilege and Use Tax - 1% Fund	28

Agency Name	AFIS Fund	Fund Name	Page	
Public Safety, Department of	1600	Capital Outlay Stabilization Fund	40	
	1999	Capitol Police Towing Fund	43	
	2000PSA	Federal Grant Fund	60	
	2030	State Highway Fund	86	
	2032PSA	Arizona Highway Patrol Fund	87	
	2049	DPS Peace Officers Training Fund	94	
	2085	DPS Joint Fund	111	
	2108	Safety Enforcement and Transportation Infrastructure Fund	119	
	2278	DPS Records Processing Fund	170	
	2282	Crime Laboratory Assessment Fund	172	
	2286	Auto Fingerprint Identification Fund	174	
	2322	DPS Administration Fund	181	
	2337	DNA Identification System Fund	185	
	2380	Motor Carrier Safety Revolving Fund	197	
	2386	Families of Fallen Police Officers Special Plate Fund	199	
	2391	Public Safety Equipment Fund	201	
	2394	Crime Laboratory Operations Fund	202	
	2396	Gang and Immigration Intelligence Team Enforcement Mission Fund	203	
	2433	Fingerprint Clearance Card Fund	218	
	2435	Board of Fingerprinting Fund	219	
	2479	Motorcycle Safety Fund	237	
	2490	Department of Public Safety Licensing Fund	241	
	2500PSA	IGA and ISA Fund	255	
	2510	Parity Compensation Fund	260	
	2999PSA	Federal Economic Recovery Fund	291	
	3113	Highway User Revenue Fund	308	
	3123	DPS Anti-Racketeering Fund	311	
	3702	DPS Criminal Justice Enhancement Fund	331	
	4216	Risk Management Fund	350	
	4230	Automation Operations Fund	353	
	9000PSA	Indirect Cost Recovery Fund	388	
	Racing, Arizona Department of	2015	Greyhound Adoption Program Fund	72
		2018	Racing Administration Fund	74
2159		DPS-FBI Fingerprint Fund	134	
2369		Racing Investigation Fund	195	
2393		Unarmed Combat Fund	202	

Agency Name	AFIS Fund	Fund Name	Page
Racing, Arizona Department of	2556	Racing Regulation Fund	274
	3720	Racing Commission Bond Deposit Fund	334
Radiation Regulatory Agency	2000AEA	Federal Grant Fund	44
	2061	State Radiologic Technologist Certification Fund	101
	2138	Nuclear Emergency Management Fund	131
	2388	Laser Safety Fund	200
	2554	Radiation Regulatory Fee Fund	273
Real Estate, Department of	3119	Real Estate Recovery Fund	309
	4011	Real Estate Education Revolving Fund	342
Regents, Arizona Board of	2000BRA	Federal Grant Fund	47
	2358	Mathematics, Science and Special Education Teacher Student Loan Fund	190
	2472	Technology and Research Initiative Fund	234
	3042	University Capital Improvement Lease-to-Own and Bond Fund	305
	3131	A and M College Land Earnings Fund	313
	3132	Military Institute Land Earnings Fund	313
	3134	Universities Land Earnings Fund	314
	3136	Normal School Land Earnings Fund	314
	8900BRA	ABOR Local Fund	362
Registrar of Contractors	2406	Registrar of Contractors Fund	208
	3155	Residential Contractors' Recovery Fund	321
	3721	Registrar of Contractors Cash Bond Fund	334
Residential Utility Consumer Office	2175	Residential Utility Consumer Office Revolving Fund	140
Respiratory Care Examiners, Board of	2269	Board of Respiratory Care Examiners Fund	165
Revenue, Department of	1032	1% Increased Sales Tax Fund	28
	1306	Tobacco Tax and Health Care Fund	34
	1310	Tobacco Products Tax Fund	35
	1520	DOR Unclaimed Property Fund	39
	1993	Department of Revenue Administrative Fund	41
	2069	Revenue Income Tax Fund	104
	2088	Corrections Fund	112
	2166	Revenue Publication Revolving Fund	136
	2179	DOR Liability Setoff Fund	142
	2449RVA	Statewide Employee Recognition Gifts/Donations Fund	227
	2500RVA	IGA and ISA Fund	256
	2565	Federal Deposit Insurance Corp Trust Fund	277
	3745	Escheated Estates Fund	337

Agency Name	AFIS Fund	Fund Name	Page	
School Facilities Board	2351	Arizona Energy and Water Savings Grant Fund	189	
	2373	Lease to Own Fund (School Facilities Board) Fund	195	
	2392	Building Renewal Grant Fund	201	
	2455	Deficiencies Correction Fund	229	
	2460	New School Facilities Fund	230	
	2465	School Facilities Building Renewal Fund	232	
	2484	Emergency Deficiencies Correction Fund	238	
	2999SFA	Federal Economic Recovery Fund	291	
	5010	School Facilities Revenue Bond Debt Service Fund	357	
	5020	School Facilities Revenue Bond Debt Fund	358	
	5030	State School Trust Revenue Bond Debt Service Fund	358	
	Secretary of State, Department of State -	2000STA	Federal Grant Fund	61
2006		Arizona Blue Book Fund	66	
2025STA		Arizona Centennial Account Fund	82	
2115		State Library Fund	122	
2265		Data Processing Acquisition Fund	164	
2357		Election Systems Improvement Fund	190	
2387		Notary Bond Fund	200	
2426		Standing Political Committee Admin Fund	215	
2431		Records Services Fund	217	
2500		IGA AND ISA FUND	245	
2521		Election Training Fund	262	
2557		Address Confidentiality Program Fund	275	
2999STA		Federal Economic Recovery Fund	292	
4008		Gift Shop Revolving Fund	341	
State Boards Office		4208	Special Services Fund	346
		State Forester	2232	Cooperative Forestry Fund
2360			Fire Suppression Fund	191
2999FOA	Federal Economic Recovery Fund		287	
Technical Registration, State Board of	2070	Technical Registration Board Fund	105	
Tourism, Arizona Office of	2236	Tourism Fund	157	
Transportation, Department of	2005	State Aviation Fund	65	
	2029	ADOT-Maricopa-reg-aria Road Fund	85	
	2030	State Highway Fund	86	
	2031	Arizona Highways Magazine Fund	87	
	2071	Transportation Department Equipment Fund	105	
	2097	ADOT Federal Programs Fund	116	

Agency Name	AFIS Fund	Fund Name	Page	
Transportation, Department of	2108	Safety Enforcement and Transportation Infrastructure Fund	119	
	2226	Air Quality Fund	154	
	2244	Economic Strength Project Fund	158	
	2266	Cash Deposits Fund	165	
	2272	Vehicle Inspection and Title Enforcement Fund	167	
	2285	Motor Vehicle Liability Insurance Enforcement Fund	173	
	2380	Motor Carrier Safety Revolving	197	
	2414	Shared Location & Advertisement Agreement Expense	211	
	2417	Highway Expansion and Extension Loan Program Fund	212	
	2422	Driving Under Influence Abatement Fund	213	
	2449DTA	Statewide Employee Recognition Gifts/Donations Fund	225	
	2463	Grant Anticipation Notes Fund	231	
	2479	Motorcycle Safety Fund	237	
	2493	Railroad Corridor Acquisition Fund	243	
	2650	Statewide Special Plates Fund	282	
	3113	Highway User Revenue Fund	308	
	3153	ADOT-MVD Clearing	320	
	3701	Local Agency Deposits Fund	331	
	3728	Underground Storage Clearing Account	335	
	3737	Rental Tax and Bond Deposit Fund	336	
	5004	Highway Debt Service Fund	356	
	5008	Debt Service Fund	357	
	Treasurer, State	1407	Arizona State Retirement System-Non Appropriated Fund	37
		2111	Boating Safety Fund	120
		2570	Treasurer Empowerment Scholarship Account Fund	279
		3034	Budget Stabilization Fund	302
3166		Local Government Investment Pool	321	
3168		LGIP Investment Held for Trustee	322	
3795		State Treasurer's Operating Fund	338	
3799		State Treasurer's Management Fund	338	
University of Arizona - Health Sciences Center	1402	U of A Main Campus - Collections - Appropriated Fund	36	
	8900UHA	Indirect Cost Recovery Fund	364	
	8902UHA	Federal Indirect Cost Recovery Fund	368	
	8903UHA	Federal Grants Fund	371	
	8904UHA	Endowment and Life Income Fund	374	
	8905UHA	Designated Funds Fund	377	

Agency Name	AFIS Fund	Fund Name	Page	
University of Arizona - Health Sciences Center	8906UHA	Auxiliary Funds Fund	380	
	8907UHA	Restricted Funds Fund	383	
University of Arizona - Main Campus	1402	U of A Main Campus - Collections - Appropriated Fund	36	
	8900UAA	Indirect Cost Recovery Fund	363	
	8901UAA	Loan Fund	365	
	8902UAA	Federal Indirect Cost Recovery Fund	368	
	8903UAA	Federal Grants Fund	371	
	8904UAA	Endowment and Life Income Fund	373	
	8905UAA	Designated Funds Fund	376	
	8906UAA	Auxiliary Funds Fund	379	
	8907UAA	Restricted Funds Fund	382	
Veterans' Services, Department of	2000VSA	Federal Grant Fund	62	
	2077	Veterans' Conservatorship Fund	107	
	2339	Military Family Relief Fund	186	
	2355	State Home for Veterans Trust Fund	189	
	2441	Veterans' Donation Fund	221	
	2449VSA	Statewide Employee Recognition Gifts/Donations Fund	227	
	2481	State Veterans' Cemetery Fund	238	
	2499	Southern AZ Veteran's Cemetery Trust Fund	245	
	2500VSA	IGA and ISA Fund	256	
	2999VSA	Federal Economic Recovery Fund	292	
	3218	Veterans Fiduciary Fund	329	
	Veterinary Medical Examining Board, State	2078	Veterinary Medical Examiners Board Fund	108
	Water Infrastructure Finance Authority	2000WFA	Federal Capitalization Grant	63
2254		Clean Water Revolving Fund	161	
2307		Drinking Water Revolving Fund	178	
2311		Greater AZ Development authority Revolving Fund	179	
Water Resources, Department of	1021	Flood Warning System Fund	27	
	1302	Arizona Water Protection Fund	32	
	2000WCA	Federal Grant Fund	62	
	2025WCA	Statewide Donations Fund	82	
	2110	Arizona Water Banking Fund	120	
	2191	General Adjudication Fund	144	
	2213	Augmentation and Conservation Assistance Fund	150	
	2218	Dam Repair Fund	151	
	2304	Arizona Water Quality Fund	177	
	2398	Water Resources Fund	204	
	2410	Water Resources Publication and Mailing Fund	209	

Agency Name	AFIS Fund	Fund Name	Page
Water Resources, Department of	2411	Water Resources Production and Copying Fund	210
	2474	Purchase and Retirement Fund	235
	2491	Well Administration and Enforcement Fund	241
	2500WCA	IGA and ISA Fund	257
	2509	Assured and Adequate Water Supply Administration Fund	260
	2538	Colorado River Water Use Fee Clearing Fund	267
	9000WCA	Indirect Cost Recovery Fund	389
Weights and Measures, Department of	2226	Air Quality Fund	154
	2285	Motor Vehicle Liability Insurance Enforcement Fund	173

Fund Balances and Description Table for All Non-General Funds

Fund Number 1001 **Arizona Commerce Authority Carryover Fund**

Link To Flow Chart

A.R.S. § 35-142

Revenues to the account come from fund balances from eliminated Department of Commerce funds and are used in creating high quality employment in Arizona through expansion, attraction, and retention of business within Arizona.

		<u>FY 2013</u>	<u>FY 2014</u>	<u>FY 2015</u>
Sources				
Beginning Balance		9,664.1	7,312.1	2,542.3
Revenues	Commerce Authority	70.2	34.9	17.3
	Sources Total	9,734.3	7,347.0	2,559.6
Uses				
Non-Appropriated Expenditures	Commerce Authority	2,422.2	4,804.7	2,559.6
	Uses Total	2,422.2	4,804.7	2,559.6
Arizona Commerce Authority Carryover Fund Ending Balance		7,312.1	2,542.3	0.0

Fund Number 1006 **Academic Contests Fund**

Link To Flow Chart

A.R.S § 35-142 (E)

The fund consists of legislative appropriations from the state General Fund to fund travel related costs of state Academic Decathlon winners to the national contest in April of each year.

		<u>FY 2013</u>	<u>FY 2014</u>	<u>FY 2015</u>
Sources				
Beginning Balance		21.0	21.0	21.0
	Sources Total	21.0	21.0	21.0
Uses				
	Uses Total	0.0	0.0	0.0
Academic Contests Fund Ending Balance		21.0	21.0	21.0

Fund Balances and Description Table for All Non-General Funds

Fund Number 1007

Charter Schools Stimulus Fund

Link To Flow Chart

A.R.S. § 15-188

Originally funded through a legislative appropriation, the intent of this fund was to provide financial support to charter schools for start-up costs associated with the renovating or remodeling of existing buildings and structures. This program was terminated once the federal government instituted its own stimulus program.

		FY 2013	FY 2014	FY 2015
Sources				
Beginning Balance		3.6	3.6	3.6
	Sources Total	3.6	3.6	3.6
Uses				
	Uses Total	0.0	0.0	0.0
	Charter Schools Stimulus Fund Ending Balance	3.6	3.6	3.6

Fund Number 1009

Special Education Fund

Link To Flow Chart

A.R.S. § 15-1182

Revenue from legislative appropriations are used to support the costs of educating vouchered special education pupils at the ASDB, ASH, and DES operated developmentally disabled programs.

		FY 2013	FY 2014	FY 2015
Sources				
Beginning Balance		1,722.9	2,206.5	5,084.3
Revenues	Department of Education	33,161.0	33,242.1	33,242.1
	Sources Total	34,883.9	35,448.6	38,326.4
Uses				
Non-Appropriated Expenditures	Department of Education	32,677.4	30,364.3	30,364.3
Rent Management Adjustment	Department of Education	0.0	0.0	0.2
	Uses Total	32,677.4	30,364.3	30,364.5
	Special Education Fund Ending Balance	2,206.5	5,084.3	7,961.9

Fund Balances and Description Table for All Non-General Funds

Fund Number 1010 Military Installation Fund

Link To Flow Chart

A.R.S. § 26-262

Revenues consist of legislative appropriations from the General Fund. This fund is used to acquire property and development rights to preserve and enhance military installations in Arizona.

		FY 2013	FY 2014	FY 2015
Sources				
Beginning Balance		5,168.0	5,136.4	100.1
Revenues	Department of Emergency and Military Affairs	0.0	0.0	5,000.0
Sources Total		5,168.0	5,136.4	5,100.1
Uses				
Non-Appropriated Expenditures	Department of Emergency and Military Affairs	31.6	5,036.3	5,000.0
Uses Total		31.6	5,036.3	5,000.0
Military Installation Fund Ending Balance		5,136.4	100.1	100.1

Fund Number 1014 School Accountability Fund Prop 301 Fund

Link To Flow Chart

A.R.S § 35-142 (E)

Revenues from legislative appropriations are used to support the Student Accountability Information System, the Arizona Learns program, Stanford 9 testing, and master teachers assisting failing schools.

		FY 2013	FY 2014	FY 2015
Sources				
Beginning Balance		11,139.5	10,245.3	6,975.2
Revenues	Department of Education	7,000.0	7,000.0	7,000.0
Sources Total		18,139.5	17,245.3	13,975.2
Uses				
Operating Expenditures/Appropriations	Department of Education	0.0	7,000.0	7,000.0
Non-Appropriated Expenditures	Department of Education	7,894.2	3,270.1	3,270.1
Rent Management Adjustment	Department of Education	0.0	0.0	5.9
Retirement Adjustment	Department of Education	0.0	0.0	1.0
Uses Total		7,894.2	10,270.1	10,277.0
School Accountability Fund Prop 301 Fund Ending Balance		10,245.3	6,975.2	3,698.1

Fund Balances and Description Table for All Non-General Funds

Fund Number 1015 Additional School Days Fund

Link To Flow Chart

A.R.S. §35-142

This fund receives \$86,280,500 each year from revenues generated from a 0.6 cent sales tax authorized by voters in November 2000. Monies are used to offset the cost of five additional school days authorized in the same election.

		FY 2013	FY 2014	FY 2015
Sources				
Beginning Balance		0.0	0.0	0.0
Revenues	Department of Education	86,280.5	86,280.5	86,280.5
	Sources Total	86,280.5	86,280.5	86,280.5
Uses				
Non-Appropriated Expenditures	Department of Education	86,280.5	86,280.5	86,280.5
	Uses Total	86,280.5	86,280.5	86,280.5
	Additional School Days Fund Ending Balance	0.0	0.0	0.0

Fund Number 1016 School Safety Prop 301 Funds Fund

Link To Flow Chart

A.R.S § 35-142 (E)

Fund receives sales tax revenue from Proposition 301 from the November 2000 General Election. The appropriated portion of the fund receives up to \$7 million. The non-appropriated portion receives monies automatically appropriated by Proposition 301 for additional school days, School Safety, and Character Education, plus any unspent monies from the prior year. Appropriated monies pay for school accountability functions required by Proposition 301. Non-Appropriated monies pay for additional school days, School Safety, and Character Education.

		FY 2013	FY 2014	FY 2015
Sources				
Beginning Balance		361.4	10.9	9.2
Revenues	Department of Education	7,803.3	7,800.0	7,800.0
	Sources Total	8,164.7	7,810.9	7,809.2
Uses				
Non-Appropriated Expenditures	Department of Education	8,153.8	7,801.7	7,801.7
	Uses Total	8,153.8	7,801.7	7,801.7
	School Safety Prop 301 Funds Fund Ending Balance	10.9	9.2	7.5

Fund Balances and Description Table for All Non-General Funds

Fund Number 1017

Character Education Fund

Link To Flow Chart

A.R.S § 35-142 (E)

Fund receives sales tax revenue from Proposition 301 from the November 2000 General Election. The appropriated portion of the fund receives up to \$7 million. The non-appropriated portion receives monies automatically appropriated by Proposition 301 for additional school days, School Safety, and Character Education, plus any unspent monies from the prior year. Appropriated monies pay for school accountability functions required by Proposition 301. Non-Appropriated monies pay for additional school days, School Safety, and Character Education.

		FY 2013	FY 2014	FY 2015
Sources				
Beginning Balance		200.9	85.9	69.0
Revenues	Department of Education	200.0	200.0	200.0
Sources Total		400.9	285.9	269.0
Uses				
Non-Appropriated Expenditures	Department of Education	315.0	216.9	216.9
Uses Total		315.0	216.9	216.9
Character Education Fund Ending Balance		85.9	69.0	52.1

Fund Number 1021

Flood Warning System Fund

Link To Flow Chart

A.R.S. § 45-1503

Revenues in this fund consist of legislative appropriations, grants and contributions from other public agencies. The fund is interest-earning and exempt from lapsing. Monies in the fund are used for the development of a flood warning system, purchase of equipment, and to provide assistance to local entities in a cost sharing basis for the planning, design, installation, operation and maintenance of the flood warning system.

		FY 2013	FY 2014	FY 2015
Sources				
Beginning Balance		166.3	229.4	204.1
Revenues	Department of Water Resources	64.4	51.4	51.4
Sources Total		230.7	280.8	255.5
Uses				
Non-Appropriated Expenditures	Department of Water Resources	1.3	76.3	76.3
Legislative Fund Transfers	Department of Water Resources	0.0	0.4	0.0
Uses Total		1.3	76.7	76.3
Flood Warning System Fund Ending Balance		229.4	204.1	179.2

Fund Balances and Description Table for All Non-General Funds

Fund Number 1030 Indirect Cost Recovery Fund

Link To Flow Chart

A.R.S. § 35-142

The Indirect Cost Recovery Fund, also known as the Statewide Cost Allocation Plan Fund (SWICAP), includes funds to be used to cover the costs attributable to and on behalf of the Department and expended by other state agencies.

		FY 2013	FY 2014	FY 2015
Sources				
Revenues	Department of Economic Security	1,000.0	1,000.0	1,000.0
Sources Total		1,000.0	1,000.0	1,000.0
Uses				
Operating Expenditures/Appropriations	Department of Economic Security	0.0	1,000.0	1,000.0
Administrative Adjustments	Department of Economic Security	1,000.0	0.0	0.0
Uses Total		1,000.0	1,000.0	1,000.0
Indirect Cost Recovery Fund Ending Balance		0.0	0.0	0.0

Fund Number 1032 Temp Trans Privilege and Use Tax - 1% Fund

Link To Flow Chart

Arizona Constitution Article 9, Section 12.1

This fund was established to collect revenues from the fiscal year 2010 voter approved 1% transaction privilege tax increase. Two-thirds of revenues are to be used for public primary and secondary education, and one-third of revenues are to be used for health and human services and public safety purposes.

		FY 2013	FY 2014	FY 2015
Sources				
Beginning Balance		0.0	0.0	0.0
Revenues	Department of Public Safety	24,556.5	0.0	0.0
Revenues	Department of Revenue	962,172.0	0.0	0.0
Sources Total		986,728.5	0.0	0.0
Uses				
Operating Expenditures/Appropriations	Department of Public Safety	24,556.5	0.0	0.0
Transfer-out Due to Statutes	Department of Revenue	962,172.0	0.0	0.0
Uses Total		986,728.5	0.0	0.0
Temp Trans Privilege and Use Tax - 1% Fund Ending Balance		0.0	0.0	0.0

Fund Balances and Description Table for All Non-General Funds

Fund Number 1107

Personnel Division Fund

Link To Flow Chart

A.R.S. §41-764

A pro rata charge of .83% of payroll is collected in this fund to cover the costs of personnel administration incurred by the Human Resources Division in the Department of Administration. An additional charge of .03% of payroll supports the Personnel Board. To insure that revenues equal current appropriated levels, ADOA suggests that the HRD pro rata rate be changed to .86% with .03% going to the Personnel Board.

		<u>FY 2013</u>	<u>FY 2014</u>	<u>FY 2015</u>
Sources				
Beginning Balance		1,227.1	2,284.8	756.2
Revenues	Arizona Department of Administration	15,861.7	13,032.7	12,348.2
Revenues	Personnel Board	444.7	450.5	450.5
	Sources Total	17,533.5	15,768.0	13,554.9
Uses				
Operating Expenditures/Appropriations	Arizona Department of Administration	14,304.7	12,898.7	12,898.7
Operating Expenditures/Appropriations	Personnel Board	315.2	374.9	374.9
Administrative Adjustments	Arizona Department of Administration	48.5	0.0	0.0
Administrative Adjustments	Personnel Board	0.0	0.3	0.0
Rent Management Adjustment	Arizona Department of Administration	0.0	0.0	31.3
Rent Management Adjustment	Personnel Board	0.0	0.0	3.9
Legislative Fund Transfers	Arizona Department of Administration	580.3	1,735.3	0.0
Legislative Fund Transfers	Personnel Board	0.0	2.6	0.0
HR Prorata Rate Change	Arizona Department of Administration	0.0	0.0	1.7
Retirement Adjustment	Arizona Department of Administration	0.0	0.0	3.7
Retirement Adjustment	Personnel Board	0.0	0.0	0.1
	Uses Total	15,248.7	15,011.8	13,314.2
	Personnel Division Fund Ending Balance	2,284.8	756.2	240.7

Fund Balances and Description Table for All Non-General Funds

Fund Number 1112 Interest Income Fund

Link To Flow Chart

A.R.S. § 30-203.C

Interest Income is received from investments with the Arizona State Treasurer and from investments in the Debt Service accounts. This income is used for the operating expenses of the Power Authority.

		FY 2013	FY 2014	FY 2015
Sources				
Beginning Balance		0.0	0.0	4.2
Revenues	Power Authority	11.8	11.0	11.0
Sources Total		11.8	11.0	15.2
Uses				
Non-Appropriated Expenditures	Power Authority	11.8	6.8	6.8
Uses Total		11.8	6.8	6.8
Interest Income Fund Ending Balance		0.0	4.2	8.4

Fund Number 1113 Fund Deposits Fund (Power Authority)

Link To Flow Chart

A.R.S. § 30-203(A)

Revenues in this fund are a result of the sale of Hoover power and related transmission. These funds are used to pay for the operating expenses of the Power Authority.

		FY 2013	FY 2014	FY 2015
Sources				
Beginning Balance		0.0	0.0	908.6
Revenues	Power Authority	35,311.3	35,311.3	35,311.3
Sources Total		35,311.3	35,311.3	36,219.9
Uses				
Non-Appropriated Expenditures	Power Authority	35,311.3	34,402.7	34,402.7
Retirement Adjustment	Power Authority	0.0	0.0	0.5
Uses Total		35,311.3	34,402.7	34,403.2
Fund Deposits Fund (Power Authority) Ending Balance		0.0	908.6	1,816.7

Fund Balances and Description Table for All Non-General Funds

Fund Number 1237 Work Force Recruitment and Job Training Fund

Link To Flow Chart

A.R.S. § 23-769

The fund consists of Job Training Tax revenues used to provide training for specific employment opportunities with qualified new and expanding businesses undergoing economic conversion. The fund is also used to reimburse the Department of Economic Security for expenditures incurred in the collection of the tax.

		FY 2013	FY 2014	FY 2015
Sources				
Beginning Balance		40,299.2	46,989.0	54,662.9
Revenues	Commerce Authority	13,965.8	15,296.7	15,296.7
Revenues	Department of Economic Security	1,149.2	884.0	918.3
	Sources Total	55,414.2	63,169.7	70,877.9
Uses				
Non-Appropriated Expenditures	Commerce Authority	7,404.2	7,530.5	7,530.5
Non-Appropriated Expenditures	Department of Economic Security	1,021.0	976.3	976.3
Rent Management Adjustment	Department of Economic Security	0.0	0.0	0.6
Retirement Adjustment	Commerce Authority	0.0	0.0	0.1
Retirement Adjustment	Department of Economic Security	0.0	0.0	0.3
	Uses Total	8,425.2	8,506.8	8,507.8
Work Force Recruitment and Job Training Fund Ending Balance		46,989.0	54,662.9	62,370.1

Fund Number 1239 Agricultural Consulting/Training Program Fund

Link To Flow Chart

A.R.S. § 5-113(J)

Revenues consist of proceeds from dog and horse racing and the sale of abandoned property. Funds are used for on-site visits to establishments and for consultation, interpreting, and applying alternative methods of complying with statutes, rules, regulations, and standards relating to compliance.

		FY 2013	FY 2014	FY 2015
Sources				
Beginning Balance		45.5	33.0	16.5
Revenues	Arizona Department of Agriculture	0.0	0.0	0.0
	Sources Total	45.5	33.0	16.5
Uses				
Non-Appropriated Expenditures	Arizona Department of Agriculture	12.5	16.5	14.6
Rent Management Adjustment	Arizona Department of Agriculture	0.0	0.0	1.9
	Uses Total	12.5	16.5	16.5
Agricultural Consulting/Training Program Fund Ending Balance		33.0	16.5	0.0

Fund Balances and Description Table for All Non-General Funds

Fund Number 1302

Arizona Water Protection Fund

[Link To Flow Chart](#)

A.R.S. § 45-2111

Revenues in this fund consist of a statutory annual appropriation from the State General Fund of \$5.0 million, a portion of receipts from the In Lieu fees. Funds are used for the development and implementation of measures to protect water of sufficient quality and restore rivers and associated riparian habitats.

		FY 2013	FY 2014	FY 2015
Sources				
Beginning Balance		5,461.5	4,307.1	629.8
Revenues	Department of Water Resources	466.3	376.0	373.0
Sources Total		5,927.8	4,683.1	1,002.8
Uses				
Non-Appropriated Expenditures	Department of Water Resources	1,620.7	964.3	964.3
Prior Committed or Obligated Expenditures	Department of Water Resources	0.0	3,076.3	0.0
Legislative Fund Transfers	Department of Water Resources	0.0	12.7	0.0
Retirement Adjustment	Department of Water Resources	0.0	0.0	0.1
Uses Total		1,620.7	4,053.3	964.4
Arizona Water Protection Fund Ending Balance		4,307.1	629.8	38.4

Note: The Water Protection Fund has not received an appropriation from the General Fund since FY 2011.

Fund Number 1303

Proposition 204 Protection Account (TPTF) Fund

[Link To Flow Chart](#)

A.R.S. § 36-778

The Proposition 204 Protection Account Fund consists of taxes levied on various tobacco products and interest earned on these funds. These funds are used as a portion of the state match for the Proposition 204 expansion of the AHCCCS program.

		FY 2013	FY 2014	FY 2015
Sources				
Beginning Balance		0.0	0.1	0.1
Revenues	Arizona Health Care Cost Containment System	39,831.9	38,472.3	39,219.0
Sources Total		39,831.9	38,472.4	39,219.1
Uses				
Administrative Adjustments	Arizona Health Care Cost Containment System	6.1	0.0	0.0
Non-Appropriated Expenditures	Arizona Health Care Cost Containment System	39,825.8	38,472.3	39,219.0
Uses Total		39,831.9	38,472.3	39,219.0
Proposition 204 Protection Account (TPTF) Fund Ending Balance		0.1	0.1	0.1

Fund Balances and Description Table for All Non-General Funds

Fund Number 1304 Reservation Surcharge Revolving Fund

Link To Flow Chart

A.R.S. § 41-511.24

Revenues in the fund consisted of a \$3.00 reservation surcharge on admission tickets to the Arizona State Parks. The fund supported the maintenance and administration of the Arizona Parks reservation system. Statutorily, the fund was subject to legislative appropriation; and at the end of each fiscal year all monies in the fund above \$75,000 reverted to the State General Fund.

		FY 2013	FY 2014	FY 2015
Sources				
Beginning Balance		54.5	0.0	0.0
Revenues	State Parks Board	36.4	0.0	0.0
Sources Total		90.9	0.0	0.0
Uses				
Operating Expenditures/Appropriations	State Parks Board	90.0	0.0	0.0
Legislative Fund Transfers	State Parks Board	0.9	0.0	0.0
Uses Total		90.9	0.0	0.0
Reservation Surcharge Revolving Fund Ending Balance		0.0	0.0	0.0

Note: The Reservation Surcharge Revolving Fund was eliminated in FY 2013, effective August 2, 2012. All revenues generated from State Parks online reservation system fees, (e.g., \$3 per reservation), now accrue to the State Parks Revenue Fund 2202. Expenditure budgets for the operation, maintenance and continued development of the online reservation system have also been shifted to the SPRF for FY 2013 and future fiscal years.

Fund Balances and Description Table for All Non-General Funds

Fund Number 1306

Tobacco Tax and Health Care Fund

Link To Flow Chart

A.R.S. § 36-771

The Tobacco Tax and Health Care Fund consists of taxes levied on various tobacco products and interest earned on these funds. Funds are used for medical program costs in various state agencies.

		<u>FY 2013</u>	<u>FY 2014</u>	<u>FY 2015</u>
Sources				
Beginning Balance		7,741.0	6,922.8	6,309.8
Revenues	Arizona Health Care Cost Containment System	72,573.4	73,764.8	73,764.8
Revenues	Department of Health Services	51,125.9	51,425.9	51,425.9
Revenues	Department of Revenue	676.1	679.3	679.3
	Sources Total	132,116.4	132,792.8	132,179.8
Uses				
Operating Expenditures/Appropriations	Arizona Health Care Cost Containment System	38,295.8	37,389.3	36,437.7
Operating Expenditures/Appropriations	Department of Health Services	35,083.0	35,467.0	34,564.4
Operating Expenditures/Appropriations	Department of Revenue	676.1	679.3	679.3
Administrative Adjustments	Arizona Health Care Cost Containment System	2,930.6	0.0	0.0
Non-Appropriated Expenditures	Arizona Health Care Cost Containment System	30,727.8	35,467.0	35,467.0
Non-Appropriated Expenditures	Department of Health Services	17,480.4	17,480.4	17,526.3
Rent Management Adjustment	Department of Revenue	0.0	0.0	0.5
HR Prorata Rate Change	Department of Health Services	0.0	0.0	0.3
HR Prorata Rate Change	Department of Revenue	0.0	0.0	0.1
Retirement Adjustment	Department of Health Services	0.0	0.0	0.5
Retirement Adjustment	Department of Revenue	0.0	0.0	0.2
	Uses Total	125,193.7	126,483.0	124,676.2
Tobacco Tax and Health Care Fund Ending Balance		6,922.8	6,309.8	7,503.5

Fund Balances and Description Table for All Non-General Funds

Fund Number 1310 Tobacco Products Tax Fund

Link To Flow Chart

A.R.S. § 36-770

This fund receives tobacco tax revenues authorized by Proposition 303 and the monies are dedicated to Arizona Health Care Cost Containment System for costs related to Proposition 204 and emergency services.

		FY 2013	FY 2014	FY 2015
Sources				
Beginning Balance		2.2	2.2	2.2
Revenues	Arizona Health Care Cost Containment System	18,967.6	18,320.1	18,675.7
Sources Total		18,969.8	18,322.3	18,677.9
Uses				
Operating Expenditures/Appropriations	Arizona Health Care Cost Containment System	18,964.6	18,320.1	18,675.7
Administrative Adjustments	Arizona Health Care Cost Containment System	3.0	0.0	0.0
Uses Total		18,967.6	18,320.1	18,675.7
Tobacco Products Tax Fund Ending Balance		2.2	2.2	2.2

Note: The agency will manage expenditures to ensure a positive ending fund balance in FY 2015.

Fund Number 1344 Tobacco Tax Hlth Care Fund MNMI Account Fund

Link To Flow Chart

A.R.S. § 36-771

The account receives funding from the Medically Needy Account of the Tobacco Tax and Health Care Fund, which is managed by AHCCCS. All monies remaining unexpended at the end of the fiscal year revert to the AHCCCS Medically Needy Account. Monies are used for a variety of the health programs that are intended to increase primary care and mental health services for uninsured and low-income populations

		FY 2013	FY 2014	FY 2015
Sources				
Beginning Balance		37.8	1,543.1	1,543.1
Sources Total		37.8	1,543.1	1,543.1
Uses				
Administrative Adjustments	Department of Health Services	(1,505.3)	0.0	0.0
Uses Total		(1,505.3)	0.0	0.0
Tobacco Tax Hlth Care Fund MNMI Account Fund Ending Balance		1,543.1	1,543.1	1,543.1

Fund Balances and Description Table for All Non-General Funds

Fund Number 1401 Retirement System Appropriated Fund

Link To Flow Chart

A.R.S. § 38-721(B)

Consists of monies appropriated from retirement contributions that are used for the administration of the State Retirement System.

		FY 2013	FY 2014	FY 2015
Sources				
Beginning Balance		0.0	0.0	0.0
Revenues	Arizona State Arizona Retirement System	21,681.6	25,134.4	26,917.5
Sources Total		21,681.6	25,134.4	26,917.5
Uses				
Operating Expenditures/Appropriations	Arizona State Arizona Retirement System	21,681.6	24,173.5	23,917.5
Expenditure/Reserve for Prior Appropriations	Arizona State Arizona Retirement System	0.0	960.9	0.0
Retirement Adjustment	Arizona State Arizona Retirement System	0.0	0.0	7.7
Uses Total		21,681.6	25,134.4	23,925.2
Retirement System Appropriated Fund Ending Balance		0.0	0.0	2,992.3

Fund Number 1402 U of A Main Campus - Collections - Appropriated Fund

Link To Flow Chart

A.R.S. §35-142

Consists of tuition, registration fees, and other receipts and balances forward, and used to support the operations and maintenance of the University.

		FY 2013	FY 2014	FY 2015
Sources				
Beginning Balance		0.0	0.0	0.0
Revenues	University of Arizona - Main Campus	267,677.3	271,507.7	271,507.7
Revenues	University of Arizona - Health Sciences Center	40,808.8	41,117.0	41,117.0
Sources Total		308,486.1	312,624.7	312,624.7
Uses				
Operating Expenditures/Appropriations	University of Arizona - Main Campus	267,677.3	271,507.7	271,507.7
Operating Expenditures/Appropriations	University of Arizona - Health Sciences Center	40,808.8	41,117.0	41,117.0
Uses Total		308,486.1	312,624.7	312,624.7
U of A Main Campus - Collections - Appropriated Fund Ending Balance		0.0	0.0	0.0

Fund Balances and Description Table for All Non-General Funds

Fund Number 1407 **Arizona State Retirement System-Non Appropriated Fund**

Link To Flow Chart

A.R.S. § 38-721(C)

Consists of retirement contributions that are limited in use by statute to expenditures such as investment management fees, consulting fees, rent, retiree payroll, costs for administering the health insurance program for retirees, and legal counsel.

		FY 2013	FY 2014	FY 2015
Sources				
Beginning Balance		0.0	0.0	0.0
Revenues	Arizona State Arizona Retirement System	143,782.0	162,790.0	174,579.0
	Sources Total	143,782.0	162,790.0	174,579.0
Uses				
Non-Appropriated Expenditures	Arizona State Arizona Retirement System	143,782.0	162,790.0	174,579.0
	Uses Total	143,782.0	162,790.0	174,579.0
Arizona State Retirement System-Non Appropriated Fund Ending Balance		0.0	0.0	0.0

Fund Number 1408 **LTD Trust Fund**

Link To Flow Chart

A.R.S. § 38-797.02

Consists of monies appropriated from long-term disability contributions that are used to pay costs associated with the Long-Term Disability program.

		FY 2013	FY 2014	FY 2015
Sources				
Beginning Balance		0.0	0.0	0.0
Revenues	Arizona State Arizona Retirement System	2,739.3	2,800.0	2,800.0
	Sources Total	2,739.3	2,800.0	2,800.0
Uses				
Operating Expenditures/Appropriations	Arizona State Arizona Retirement System	2,739.3	2,800.0	2,800.0
	Uses Total	2,739.3	2,800.0	2,800.0
LTD Trust Fund Ending Balance		0.0	0.0	0.0

Fund Balances and Description Table for All Non-General Funds

Fund Number 1409 Public Safety Personnel Retirement Fund

Link To Flow Chart

A.R.S. § 35-142

Consists of monies used to pay the administrative expenses of the Public Safety Personnel Retirement System.

		FY 2013	FY 2014	FY 2015
Sources				
Beginning Balance		0.0	0.0	0.0
Revenues	Public Safety Personnel Retirement System	39,120.0	39,559.0	39,564.5
Sources Total		39,120.0	39,559.0	39,564.5
Uses				
Non-Appropriated Expenditures	Public Safety Personnel Retirement System	39,120.0	39,559.0	39,559.0
HR Prorata Rate Change	Public Safety Personnel Retirement System	0.0	0.0	2.6
Retirement Adjustment	Public Safety Personnel Retirement System	0.0	0.0	3.0
Uses Total		39,120.0	39,559.0	39,564.5
Public Safety Personnel Retirement Fund Ending Balance		0.0	0.0	0.0

Note:

Fund Number 1411 ASU Collections - Appropriated Fund

Link To Flow Chart

A.R.S. §35-142

Consists of tuition, registration fees, and other receipts and balances forward, and used to support the operations and maintenance of the University.

		FY 2013	FY 2014	FY 2015
Sources				
Beginning Balance		0.0	0.0	0.0
Revenues	ASU - Tempe	428,119.3	453,068.7	453,068.7
Revenues	ASU - West	37,054.2	39,380.3	39,380.3
Revenues	ASU - Polytechnic	31,547.5	33,691.7	33,691.7
Sources Total		496,721.0	526,140.7	526,140.7
Uses				
Operating Expenditures/Appropriations	ASU - Tempe	428,119.3	453,068.7	453,068.7
Operating Expenditures/Appropriations	ASU - West	37,054.2	39,380.3	39,380.3
Operating Expenditures/Appropriations	ASU - Polytechnic	31,547.5	33,691.7	33,691.7
Uses Total		496,721.0	526,140.7	526,140.7
ASU Collections - Appropriated Fund Ending Balance		0.0	0.0	0.0

Fund Balances and Description Table for All Non-General Funds

Fund Number 1421 NAU Collections - Appropriated Fund

Link To Flow Chart

A.R.S. §35-142

Consists of tuition, registration fees, and other receipts and balances forward, and used to support the operations and maintenance of the University.

		<u>FY 2013</u>	<u>FY 2014</u>	<u>FY 2015</u>
Sources				
Beginning Balance		0.0	0.0	0.0
Revenues	Northern Arizona University	107,409.1	120,281.1	120,281.1
	Sources Total	107,409.1	120,281.1	120,281.1
Uses				
Operating Expenditures/Appropriations	Northern Arizona University	107,409.1	120,281.1	120,281.1
	Uses Total	107,409.1	120,281.1	120,281.1
	NAU Collections - Appropriated Fund Ending Balance	0.0	0.0	0.0

Fund Number 1520 DOR Unclaimed Property Fund

Link To Flow Chart

A.R.S. § 44-313

This fund holds monies received from the sale of abandoned property. Funds are appropriated to cover the Department's costs of handling, publicizing, and selling this abandoned property.

		<u>FY 2013</u>	<u>FY 2014</u>	<u>FY 2015</u>
Sources				
Beginning Balance		2,250.1	2,250.1	2,250.1
Revenues	Department of Revenue	131,397.4	109,000.0	115,000.0
	Sources Total	133,647.5	111,250.1	117,250.1
Uses				
Non-Appropriated Expenditures	Department of Revenue	131,397.4	109,000.0	109,000.0
	Uses Total	131,397.4	109,000.0	109,000.0
	DOR Unclaimed Property Fund Ending Balance	2,250.1	2,250.1	8,250.1

Fund Balances and Description Table for All Non-General Funds

Fund Number 1600

Capital Outlay Stabilization Fund

[Link To Flow Chart](#)

A.R.S. § 41-792.01

Rent charges for certain ADOA-managed buildings are used to support operating and building renewal for ADOA system facilities located in the Phoenix Capitol Complex and the Tucson Governmental Mall area.

		FY 2013	FY 2014	FY 2015
Sources				
Beginning Balance		11,028.4	11,350.9	9,416.1
Revenues	Arizona Department of Administration	28,040.3	28,702.5	33,062.0
Sources Total		39,068.7	40,053.4	42,478.1
Uses				
Operating Expenditures/Appropriations	Arizona Department of Administration	16,859.5	18,070.7	18,070.7
Operating Expenditures/Appropriations	Department of Health Services	210.0	1,559.8	1,559.8
Operating Expenditures/Appropriations	Capital Projects	0.0	0.0	12,000.0
Capital Expenditures/Appropriations	Arizona Department of Administration	10,372.6	11,006.8	0.0
Administrative Adjustments	Arizona Department of Administration	275.7	0.0	0.0
Expenditure/Reserve for Prior Appropriations	Arizona Department of Administration	0.0	0.0	0.0
Rent Management Adjustment	Arizona Department of Administration	0.0	0.0	48.3
HR Prorata Rate Change	Arizona Department of Administration	0.0	0.0	1.0
Retirement Adjustment	Arizona Department of Administration	0.0	0.0	2.0
Uses Total		27,717.8	30,637.3	31,681.8
Capital Outlay Stabilization Fund Ending Balance		11,350.9	9,416.1	10,796.3

Fund Number 1992

Microsoft Settlement Fund

[Link To Flow Chart](#)

A.R.S. § 35-142

Revenues are received from settlement proceeds from Daisy Mountain Fire District v. Microsoft and are used to reimburse state agencies for selected FY 2011 software purchases.

		FY 2013	FY 2014	FY 2015
Sources				
Beginning Balance		17.2	0.0	0.0
Sources Total		17.2	0.0	0.0
Uses				
Non-Appropriated Expenditures	Attorney General - Department of Law	17.2	0.0	0.0
Uses Total		17.2	0.0	0.0
Microsoft Settlement Fund Ending Balance		0.0	0.0	0.0

Fund Balances and Description Table for All Non-General Funds

Fund Number 1993 Department of Revenue Administrative Fund

Link To Flow Chart

A.R.S. § 42-1116

Revenues are received from the Unclaimed Property fund in an annual transfer for \$24.5 million. This fund is used to support general operations at the Department of Revenue.

		FY 2013	FY 2014	FY 2015
Sources				
Beginning Balance		2,504.1	3,387.6	3,207.7
Revenues	Department of Revenue	25,014.7	24,980.2	24,980.2
Sources Total		27,518.8	28,367.8	28,187.9
Uses				
Operating Expenditures/Appropriations	Department of Revenue	24,131.2	24,980.2	24,980.2
Rent Management Adjustment	Department of Revenue	0.0	0.0	126.1
Legislative Fund Transfers	Department of Revenue	0.0	179.9	0.0
HR Prorata Rate Change	Department of Revenue	0.0	0.0	0.2
Retirement Adjustment	Department of Revenue	0.0	0.0	8.1
Uses Total		24,131.2	25,160.1	25,114.6
Department of Revenue Administrative Fund Ending Balance		3,387.6	3,207.7	3,073.3

Fund Number 1995 Health Services Licenses Fund

Link To Flow Chart

A.R.S. § 36-414

Monies in this fund are used to provide licensure services, which include the monitoring and enforcement of health and safety standards for health and child care facilities

		FY 2013	FY 2014	FY 2015
Sources				
Beginning Balance		1,760.3	2,177.1	3,207.3
Revenues	Department of Health Services	8,127.0	9,872.6	9,204.3
Sources Total		9,887.3	12,049.7	12,411.6
Uses				
Operating Expenditures/Appropriations	Department of Health Services	7,785.9	8,842.4	9,272.6
Administrative Adjustments	Department of Health Services	(75.7)	0.0	0.0
HR Prorata Rate Change	Department of Health Services	0.0	0.0	1.6
Retirement Adjustment	Department of Health Services	0.0	0.0	2.5
Uses Total		7,710.2	8,842.4	9,276.7
Health Services Licenses Fund Ending Balance		2,177.1	3,207.3	3,134.9

Note:

Fund Balances and Description Table for All Non-General Funds

Fund Number 1996

Liquor Licenses Fund

Link To Flow Chart

A.R.S. § 4-120

The fund, which receives its revenue from liquor license fees and the liquor license lottery, is used for Department operations.

		<u>FY 2013</u>	<u>FY 2014</u>	<u>FY 2015</u>
Sources				
Beginning Balance		22.4	22.4	0.0
Revenues	Department of Liquor Licenses and Control	2,911.3	2,930.4	4,255.6
Sources Total		2,933.7	2,952.8	4,255.6
Uses				
Operating Expenditures/Appropriations	Department of Liquor Licenses and Control	2,911.3	2,932.3	3,601.6
Operating Expenditures/Appropriations	Arizona Department of Administration	0.0	0.0	626.7
Rent Management Adjustment	Department of Liquor Licenses and Control	0.0	0.0	3.4
Legislative Fund Transfers	Department of Liquor Licenses and Control	0.0	20.5	0.0
HR Prorata Rate Change	Department of Liquor Licenses and Control	0.0	0.0	0.5
Retirement Adjustment	Department of Liquor Licenses and Control	0.0	0.0	23.4
Uses Total		2,911.3	2,952.8	4,255.6
Liquor Licenses Fund Ending Balance		22.4	0.0	0.0

Fund Number 1997

Mortgage Recovery Fund

Link To Flow Chart

A.R.S. § 6-991.09

Revenues consist of assessments levied by the Superintendent of Financial Institutions if the balance of the fund falls below two million dollars at the end of the fiscal year. The Mortgage Recovery Fund provides relief to persons or parties who have suffered an out-of-pocket loss from a fraudulent mortgage transaction.

		<u>FY 2013</u>	<u>FY 2014</u>	<u>FY 2015</u>
Sources				
Beginning Balance		893.5	1,280.1	1,797.1
Revenues	State Department of Financial Institutions	386.6	517.0	546.0
Sources Total		1,280.1	1,797.1	2,343.1
Mortgage Recovery Fund Ending Balance		1,280.1	1,797.1	2,343.1

Fund Balances and Description Table for All Non-General Funds

Fund Number 1998

Financial Services Fund

Link To Flow Chart

A.R.S. § 6-991.21

Revenues are collected from licensing fees paid by loan originators operating in Arizona and used to regulate and license loan originators.

		<u>FY 2013</u>	<u>FY 2014</u>	<u>FY 2015</u>
Sources				
Beginning Balance		2,604.4	3,917.7	5,252.9
Revenues	State Department of Financial Institutions	2,071.6	2,271.9	0.0
Sources Total		4,676.0	6,189.6	5,252.9
Uses				
Operating Expenditures/Appropriations	State Department of Financial Institutions	758.3	936.7	0.0
Transfer Due to Fund Balance Cap	State Department of Financial Institutions	0.0	0.0	5,252.9
Uses Total		758.3	936.7	5,252.9
Financial Services Fund Ending Balance		3,917.7	5,252.9	0.0

Fund Number 1999

Capitol Police Towing Fund

Link To Flow Chart

A.R.S. § 41-795(B)

Revenues come from administrative charges collected for the release of vehicles that have been towed or immobilized by the Capitol Police. Monies are to be used for law enforcement purposes.

		<u>FY 2013</u>	<u>FY 2014</u>	<u>FY 2015</u>
Sources				
Beginning Balance		27.1	32.0	17.7
Revenues	Department of Public Safety	5.2	5.3	5.3
Sources Total		32.3	37.3	23.0
Uses				
Non-Appropriated Expenditures	Department of Public Safety	0.3	19.5	19.5
Legislative Fund Transfers	Department of Public Safety	0.0	0.1	0.0
Uses Total		0.3	19.6	19.5
Capitol Police Towing Fund Ending Balance		32.0	17.7	3.5

Fund Balances and Description Table for All Non-General Funds

Fund Number 2000ADA Federal Grant Fund

Link To Flow Chart

A.R.S. § 35-142

This fund includes federal grants for bullet proof vests, pandemic planning, and highway safety. Beginning in FY 2012, the fund also includes grants for the Employment and Population Statistics Office and the Arizona Strategic Enterprise Technology Office.

		FY 2013	FY 2014	FY 2015
Sources				
Beginning Balance		265.6	164.3	30.3
Revenues	Arizona Department of Administration	2,116.6	1,826.1	1,747.7
Sources Total		2,382.2	1,990.4	1,778.0
Uses				
Non-Appropriated Expenditures	Arizona Department of Administration	2,217.9	1,960.1	1,744.4
HR Prorata Rate Change	Arizona Department of Administration	0.0	0.0	0.3
Retirement Adjustment	Arizona Department of Administration	0.0	0.0	0.7
Uses Total		2,217.9	1,960.1	1,745.4
Federal Grant Fund Ending Balance		164.3	30.3	32.7

Fund Number 2000AEA Federal Grant Fund

Link To Flow Chart

A.R.S. § 35-142

This fund contains monies awarded from the Federal Government for participation in national policies and programs. Included is funding for inspections of radon gas, low-level radioactive waste, and mammography machines.

		FY 2013	FY 2014	FY 2015
Sources				
Beginning Balance		0.0	7.2	14.4
Revenues	Radiation Regulatory Agency	241.2	241.2	241.2
Sources Total		241.2	248.4	255.6
Uses				
Non-Appropriated Expenditures	Radiation Regulatory Agency	234.0	234.0	234.0
HR Prorata Rate Change	Radiation Regulatory Agency	0.0	0.0	0.1
Retirement Adjustment	Radiation Regulatory Agency	0.0	0.0	0.1
Uses Total		234.0	234.0	234.2
Federal Grant Fund Ending Balance		7.2	14.4	21.4

Fund Balances and Description Table for All Non-General Funds

Fund Number 2000AFA Federal Grant Fund

Link To Flow Chart

A.R.S. § 35-142

The fund receives monies from federal grants and are used to carry out the activities specified in the grant. Federal funds are received by the State of Arizona under the provisions of the Wagner-Peyser Act, the Workforce Investment Act, and Public Law 105-220.

		FY 2013	FY 2014	FY 2015
Sources				
Revenues	Governor's Office for Equal Opportunity	16.9	0.0	0.0
Sources Total		16.9	0.0	0.0
Uses				
Non-Appropriated Expenditures	Governor's Office for Equal Opportunity	16.9	0.0	0.0
Uses Total		16.9	0.0	0.0
Federal Grant Fund Ending Balance		0.0	0.0	0.0

Fund Number 2000AGA Federal Grant Fund

Link To Flow Chart

A.R.S. § 35-142

Revenue from federal grants to be used as specified in the grant.

		FY 2013	FY 2014	FY 2015
Sources				
Beginning Balance		316.4	611.7	250.2
Revenues	Attorney General - Department of Law	5,765.5	5,661.2	5,066.4
Sources Total		6,081.9	6,272.9	5,316.6
Uses				
Non-Appropriated Expenditures	Attorney General - Department of Law	5,470.2	6,022.7	5,295.9
Rent Management Adjustment	Attorney General - Department of Law	0.0	0.0	17.7
HR Prorata Rate Change	Attorney General - Department of Law	0.0	0.0	1.0
Retirement Adjustment	Attorney General - Department of Law	0.0	0.0	2.0
Uses Total		5,470.2	6,022.7	5,316.6
Federal Grant Fund Ending Balance		611.7	250.2	0.0

Fund Balances and Description Table for All Non-General Funds

Fund Number 2000AHA Federal Grant Fund

Link To Flow Chart

A.R.S. § 35-142

This fund contains monies awarded by the Federal Government in exchange for participation in Federal programs and policies. This includes USDA meat inspection regulation enforcement, hazardous plant pests eradication, increasing consumption of specialty crops, studies of threatened and endangered species, and national animal identification and tracking.

		FY 2013	FY 2014	FY 2015
Sources				
Beginning Balance		744.0	115.6	257.2
Revenues	Arizona Department of Agriculture	5,116.7	5,249.0	5,107.4
	Sources Total	5,860.7	5,364.6	5,364.6
Uses				
Non-Appropriated Expenditures	Arizona Department of Agriculture	5,745.1	5,107.4	5,107.4
Rent Management Adjustment	Arizona Department of Agriculture	0.0	0.0	3.7
HR Prorata Rate Change	Arizona Department of Agriculture	0.0	0.0	0.3
Retirement Adjustment	Arizona Department of Agriculture	0.0	0.0	0.6
	Uses Total	5,745.1	5,107.4	5,112.1
	Federal Grant Fund Ending Balance	115.6	257.2	252.5

Fund Number 2000BNA Federal Grant Fund

Link To Flow Chart

A.R.S. § 35-142

Federal Funding from the Department of Health Services and the Arizona Health Care Cost Containment System (AHCCCS) is used to certify Nursing Assistants.

		FY 2013	FY 2014	FY 2015
Sources				
Beginning Balance		0.0	0.0	0.0
Revenues	State Board of Nursing	479.0	414.7	414.7
	Sources Total	479.0	414.7	414.7
Uses				
Non-Appropriated Expenditures	State Board of Nursing	479.0	414.7	414.7
HR Prorata Rate Change	State Board of Nursing	0.0	0.0	0.2
Retirement Adjustment	State Board of Nursing	0.0	0.0	0.2
	Uses Total	479.0	414.7	415.0
	Federal Grant Fund Ending Balance	0.0	0.0	(0.3)

Note: Board of Nursing will monitor expenditures to ensure a positive ending balance.

Fund Balances and Description Table for All Non-General Funds

Fund Number 2000BRA Federal Grant Fund

Link To Flow Chart

A.R.S. § 35-142

Revenue from federal grants to be used as specified in the grant.

			FY 2013	FY 2014	FY 2015
Sources					
Beginning Balance			73.5	34.9	0.0
Revenues	Arizona Board of Regents		2,470.8	1,333.6	892.3
		Sources Total	2,544.3	1,368.5	892.3
Uses					
Non-Appropriated Expenditures	Arizona Board of Regents		2,509.4	1,368.5	892.3
		Uses Total	2,509.4	1,368.5	892.3
		Federal Grant Fund Ending Balance	34.9	0.0	0.0

Fund Number 2000CAA Federal Grant Fund

Link To Flow Chart

A.R.S. § 35-142

Revenues consist of grant monies from the federal government and are used for programmatic costs relating to workforce development, apprenticeship services, and sector and energy strategy.

			FY 2013	FY 2014	FY 2015
Sources					
Beginning Balance			(258.9)	(296.3)	3.6
Revenues	Commerce Authority		1,421.0	3,452.9	3,452.9
		Sources Total	1,162.1	3,156.6	3,456.5
Uses					
Non-Appropriated Expenditures	Commerce Authority		1,458.4	3,153.0	3,153.0
Retirement Adjustment	Commerce Authority		0.0	0.0	0.6
		Uses Total	1,458.4	3,153.0	3,153.6
		Federal Grant Fund Ending Balance	(296.3)	3.6	302.9

Note: This fund operates on a reimbursable basis. The Commerce Authority expends funds and then submits a request to the federal government for reimbursement. This fund normally runs a negative cash flow for the current month. Payment for funds expended is realized either in the following month or following quarter end depending on the grant reimbursement schedule.

Fund Balances and Description Table for All Non-General Funds

Fund Number 2000CCA Federal Grant Fund

Link To Flow Chart

A.R.S. § 35-142

Revenues come from the U.S. Department of Transportation. Funds are used to reimburse up to 50% of costs associated with the inspection of interstate pipelines transporting gas and hazardous liquids, and to conduct a pipeline safety program.

		FY 2013	FY 2014	FY 2015
Sources				
Beginning Balance		1,637.0	2,098.6	2,653.6
Revenues	Corporation Commission	1,266.1	1,250.0	1,250.0
Sources Total		2,903.1	3,348.6	3,903.6
Uses				
Non-Appropriated Expenditures	Corporation Commission	804.5	695.0	695.0
Rent Management Adjustment	Corporation Commission	0.0	0.0	0.5
Retirement Adjustment	Corporation Commission	0.0	0.0	0.2
Uses Total		804.5	695.0	695.7
Federal Grant Fund Ending Balance		2,098.6	2,653.6	3,207.9

Fund Number 2000CDA Federal Grant Fund

Link To Flow Chart

A.R.S. § 35-142

Funds are received from the U.S. Department of Health and Human Services under the Head Start for School Readiness Act of 2007 to implement the Quality First Rating Pilot Study. Funds are used to support the costs of implementing a pilot study to determine if the quality rubric is a valid measure of quality care and education in Arizona programs.

		FY 2013	FY 2014	FY 2015
Sources				
Beginning Balance		39.8	39.8	0.0
Revenues	Arizona Early Childhood Development and Health Board	62.9	366.2	0.0
Sources Total		102.7	406.0	0.0
Uses				
Non-Appropriated Expenditures	Arizona Early Childhood Development and Health Board	62.9	406.0	0.0
Uses Total		62.9	406.0	0.0
Federal Grant Fund Ending Balance		39.8	0.0	0.0

Fund Balances and Description Table for All Non-General Funds

Fund Number 2000DCA Federal Grant Fund

Link To Flow Chart

A.R.S. § 35-142

This is a clearing account for federal funds used for treatment programming for inmates.

		<u>FY 2013</u>	<u>FY 2014</u>	<u>FY 2015</u>
Sources				
Beginning Balance		145.4	307.0	0.2
Revenues	Department of Corrections	7,806.8	5,036.4	4,981.4
	Sources Total	7,952.2	5,343.4	4,981.6
Uses				
Non-Appropriated Expenditures	Department of Corrections	7,645.3	5,343.2	4,981.5
	Uses Total	7,645.3	5,343.2	4,981.5
	Federal Grant Fund Ending Balance	307.0	0.2	0.1

Fund Number 2000DEA Federal Grant Fund

Link To Flow Chart

A.R.S. § 35-142

Federal funds are provided to the Department for numerous functions and from several sources. These sources include the U.S. Department of Health and Human Services, U.S. Department of Labor, U.S. Department of Education, and U.S. Department of Defense. These funds are expended on behalf of clients in many different programs.

		<u>FY 2013</u>	<u>FY 2014</u>	<u>FY 2015</u>
Sources				
Beginning Balance		38,691.8	19,265.0	19,133.9
Revenues	Department of Economic Security	2,405,485.4	2,407,307.0	2,292,433.5
	Sources Total	2,444,177.2	2,426,572.0	2,311,567.4
Uses				
Non-Appropriated Expenditures	Department of Economic Security	2,424,912.2	2,407,438.1	2,292,509.8
Rent Management Adjustment	Department of Economic Security	0.0	0.0	142.9
HR Prorata Rate Change	Department of Economic Security	0.0	0.0	114.3
Retirement Adjustment	Department of Economic Security	0.0	0.0	94.1
	Uses Total	2,424,912.2	2,407,438.1	2,292,861.1
	Federal Grant Fund Ending Balance	19,265.0	19,133.9	18,706.3

Fund Balances and Description Table for All Non-General Funds

Fund Number 2000DJA Federal Grant Fund

Link To Flow Chart

A.R.S. § 35-142

The fund consists of federal monies received for various department grants. The monies are primarily used to support services in Education and Community programs.

		FY 2013	FY 2014	FY 2015
Sources				
Beginning Balance		859.6	600.3	522.0
Revenues	Department of Juvenile Corrections	1,062.6	1,638.9	1,655.3
	Sources Total	1,922.2	2,239.2	2,177.3
Uses				
Non-Appropriated Expenditures	Department of Juvenile Corrections	1,321.9	1,717.2	1,717.2
Retirement Adjustment	Department of Juvenile Corrections	0.0	0.0	5.2
	Uses Total	1,321.9	1,717.2	1,722.4
	Federal Grant Fund Ending Balance	600.3	522.0	454.9

Fund Number 2000EDA Federal Grant Fund

Link To Flow Chart

A.R.S. § 35-142

Revenues from federal grants are used to support federally mandated programs such as IDEA, Adult Education, Cash for Commodities, Child Care Food, Immigrant Education, Homeless Children and Youth Grants, Improving Teacher Quality, Migrant Education, Johnson-Omalley, School Lunch, Reading First, Title I for low-income children, Title II, Title III, Title V, Title VI, Title VII, Troops to Teachers, and Vocational Education.

		FY 2013	FY 2014	FY 2015
Sources				
Beginning Balance		2,248.7	2,008.4	1,900.5
Revenues	Department of Education	1,097,531.7	1,064,564.7	1,032,684.3
	Sources Total	1,099,780.4	1,066,573.1	1,034,584.8
Uses				
Non-Appropriated Expenditures	Department of Education	1,097,772.0	1,064,672.6	1,033,672.6
Rent Management Adjustment	Department of Education	0.0	0.0	39.9
HR Prorata Rate Change	Department of Education	0.0	0.0	5.5
Retirement Adjustment	Department of Education	0.0	0.0	11.3
	Uses Total	1,097,772.0	1,064,672.6	1,033,729.3
	Federal Grant Fund Ending Balance	2,008.4	1,900.5	855.5

Fund Balances and Description Table for All Non-General Funds

Fund Number 2000EVA Federal Grant Fund

Link To Flow Chart

A.R.S. § 35-142

Revenue from federal grants to be used as specified in the grant.

		FY 2013	FY 2014	FY 2015
Sources				
Beginning Balance		0.0	0.0	0.0
Revenues	Department of Environmental Quality	16,249.2	18,947.0	18,947.0
	Sources Total	16,249.2	18,947.0	18,947.0
Uses				
Non-Appropriated Expenditures	Department of Environmental Quality	16,249.2	18,947.0	18,941.8
HR Prorata Rate Change	Department of Environmental Quality	0.0	0.0	1.7
Retirement Adjustment	Department of Environmental Quality	0.0	0.0	3.5
	Uses Total	16,249.2	18,947.0	18,947.0
	Federal Grant Fund Ending Balance	0.0	0.0	0.0

Fund Number 2000GHA Federal Grant Fund

Link To Flow Chart

A.R.S. § 35-142

The fund consists of monies received from grants from NHTSA and are used to promote safety on Arizona's highways and roads.

		FY 2013	FY 2014	FY 2015
Sources				
Beginning Balance		101.1	6.1	559.9
Revenues	Governor's Office of Highway Safety	7,546.0	12,368.1	6,995.5
	Sources Total	7,647.1	12,374.2	7,555.4
Uses				
Non-Appropriated Expenditures	Governor's Office of Highway Safety	7,641.0	11,814.3	7,554.9
HR Prorata Rate Change	Governor's Office of Highway Safety	0.0	0.0	0.2
Retirement Adjustment	Governor's Office of Highway Safety	0.0	0.0	0.3
	Uses Total	7,641.0	11,814.3	7,555.4
	Federal Grant Fund Ending Balance	6.1	559.9	0.0

Fund Balances and Description Table for All Non-General Funds

Fund Number 2000GSA Federal Grant Fund

Link To Flow Chart

A.R.S. § 35-142

This fund contains monies awarded by the Federal Government for national policies and programs. These include geologic mapping and educational information about earth fissures.

			<u>FY 2013</u>	<u>FY 2014</u>	<u>FY 2015</u>
Sources					
Beginning Balance			25.1	48.0	48.0
Revenues	Arizona Geological Survey		843.3	2,367.2	1,672.5
		Sources Total	868.4	2,415.2	1,720.5
Uses					
Non-Appropriated Expenditures	Arizona Geological Survey		820.4	2,367.2	1,672.5
HR Prorata Rate Change	Arizona Geological Survey		0.0	0.0	0.1
Retirement Adjustment	Arizona Geological Survey		0.0	0.0	0.3
		Uses Total	820.4	2,367.2	1,672.9
		Federal Grant Fund Ending Balance	48.0	48.0	47.6

Fund Number 2000GVA Federal Grant Fund

Link To Flow Chart

A.R.S. § 35-142

Revenue from federal grants to be used as specified in the grant.

			<u>FY 2013</u>	<u>FY 2014</u>	<u>FY 2015</u>
Sources					
Beginning Balance			2,046.0	1,786.9	1,212.3
Revenues	Office of the Governor		31,468.5	21,636.5	15,900.6
		Sources Total	33,514.5	23,423.4	17,112.9
Uses					
Non-Appropriated Expenditures	Office of the Governor		31,727.6	22,211.1	16,101.3
HR Prorata Rate Change	Office of the Governor		0.0	0.0	0.7
Retirement Adjustment	Office of the Governor		0.0	0.0	(2.5)
		Uses Total	31,727.6	22,211.1	16,099.5
		Federal Grant Fund Ending Balance	1,786.9	1,212.3	1,013.4

Fund Balances and Description Table for All Non-General Funds

Fund Number 2000HCA Federal Grant Fund

Link To Flow Chart

A.R.S. § 35-142

Monies in the fund come from federal grants, including federal match to non-appropriated state funds and specific federally-funded projects.

		FY 2013	FY 2014	FY 2015
Sources				
Beginning Balance		47.1	1,675.3	0.0
Revenues	Arizona Health Care Cost Containment System	263,179.0	15,028.6	17,551.6
	Sources Total	263,226.1	16,703.9	17,551.6
Uses				
Non-Appropriated Expenditures	Arizona Health Care Cost Containment System	261,550.8	16,703.9	17,551.6
	Uses Total	261,550.8	16,703.9	17,551.6
	Federal Grant Fund Ending Balance	1,675.3	0.0	0.0

Fund Number 2000HDA Federal Grant Fund

Link To Flow Chart

A.R.S. § 35-142

All federal funding for the Department comes in the form of grants from the U.S. Department of Housing and Urban Development and the U.S. Department of Treasury. With few exceptions, this funding is administered by the State as pass through funding in the form of loans or grants either to local governments, tribes, public housing authorities, nonprofits or for-profit housing developers, or other social service agencies; who actually carry out the provision of the housing programs for the eligible public.

		FY 2013	FY 2014	FY 2015
Sources				
Beginning Balance		884.0	1,025.7	826.8
Revenues	Arizona Department of Housing	83,523.2	81,664.9	75,646.0
	Sources Total	84,407.2	82,690.6	76,472.8
Uses				
Non-Appropriated Expenditures	Arizona Department of Housing	83,381.5	81,863.8	75,599.5
HR Prorata Rate Change	Arizona Department of Housing	0.0	0.0	0.2
Retirement Adjustment	Arizona Department of Housing	0.0	0.0	0.4
	Uses Total	83,381.5	81,863.8	75,600.1
	Federal Grant Fund Ending Balance	1,025.7	826.8	872.7

Fund Balances and Description Table for All Non-General Funds

Fund Number 2000HLA Federal Grant Fund

Link To Flow Chart

A.R.S. § 35-142

This fund receives revenues from federal homeland security grants to the State of Arizona. Grant funds are passed through to local jurisdictions and state agencies to enhance the ability of Arizona to plan for, protect against, prevent, respond to and recover from terrorist incidents and other hazards. Funds are also used to manage and administer the grant program.

		FY 2013	FY 2014	FY 2015
Sources				
Beginning Balance		0.0	1,107.8	0.0
Revenues	Department of Homeland Security	46,861.7	36,081.2	17,021.7
	Sources Total	46,861.7	37,189.0	17,021.7
Uses				
Non-Appropriated Expenditures	Department of Homeland Security	45,753.9	37,189.0	17,000.0
Rent Management Adjustment	Department of Homeland Security	0.0	0.0	20.8
HR Prorata Rate Change	Department of Homeland Security	0.0	0.0	0.3
Retirement Adjustment	Department of Homeland Security	0.0	0.0	0.6
	Uses Total	45,753.9	37,189.0	17,021.7
	Federal Grant Fund Ending Balance	1,107.8	0.0	0.0

Fund Number 2000HSA Federal Grant Fund

Link To Flow Chart

A.R.S. § 35-142

This fund receives grants and reimbursements from the federal government which are used to provide health services in accordance with the terms of each specific grant.

		FY 2013	FY 2014	FY 2015
Sources				
Beginning Balance		(4,139.9)	(7,181.8)	(3,333.7)
Revenues	Department of Health Services	308,788.2	314,219.9	310,598.6
	Sources Total	304,648.3	307,038.1	307,264.9
Uses				
Non-Appropriated Expenditures	Department of Health Services	311,830.1	310,371.8	310,582.7
HR Prorata Rate Change	Department of Health Services	0.0	0.0	5.6
Retirement Adjustment	Department of Health Services	0.0	0.0	10.4
	Uses Total	311,830.1	310,371.8	310,598.7
	Federal Grant Fund Ending Balance	(7,181.8)	(3,333.7)	(3,333.8)

Note: Intra-year revenue does not include reimbursement revenue received in the preceding year to cover prior year negative balances.

Fund Balances and Description Table for All Non-General Funds

Fund Number 2000HUA Federal Grant Fund

Link To Flow Chart

A.R.S. § 35-142

This fund is comprised of grants from the National Endowment for the Arts. Monies may be used to provide grants to non-profits, schools, and government entities in the State of Arizona, as well as for administrative costs.

		<u>FY 2013</u>	<u>FY 2014</u>	<u>FY 2015</u>
Sources				
Beginning Balance		0.0	0.0	0.0
Revenues	Arizona Commission on the Arts	808.5	756.0	756.0
Sources Total		808.5	756.0	756.0
Uses				
Non-Appropriated Expenditures	Arizona Commission on the Arts	808.4	756.0	753.8
Rent Management Adjustment	Arizona Commission on the Arts	0.0	0.0	1.8
HR Prorata Rate Change	Arizona Commission on the Arts	0.0	0.0	0.2
Retirement Adjustment	Arizona Commission on the Arts	0.0	0.0	0.3
Uses Total		808.4	756.0	756.0
Federal Grant Fund Ending Balance		0.0	0.0	0.0

Fund Number 2000ICA Federal Grant Fund

Link To Flow Chart

A.R.S. § 35-142

Monies in the fund come from the U. S. Department of Labor and from State matching funds depending on the Federal program and also a small portion from the sale of standards for the Occupational Safety and Health Administration (OSHA) program. All of the programs are involved with different aspects of labor from protection of the public safety, education of employers on safety issues for employee, and investigations of fatalities involved in the workplace.

		<u>FY 2013</u>	<u>FY 2014</u>	<u>FY 2015</u>
Sources				
Beginning Balance		2,183.4	2,174.2	2,217.1
Revenues	Industrial Commission of Arizona	4,978.8	5,979.0	5,979.0
Sources Total		7,162.2	8,153.2	8,196.1
Uses				
Non-Appropriated Expenditures	Industrial Commission of Arizona	4,988.0	5,936.1	5,992.4
HR Prorata Rate Change	Industrial Commission of Arizona	0.0	0.0	0.8
Retirement Adjustment	Industrial Commission of Arizona	0.0	0.0	1.7
Uses Total		4,988.0	5,936.1	5,995.0
Federal Grant Fund Ending Balance		2,174.2	2,217.1	2,201.1

Fund Balances and Description Table for All Non-General Funds

Fund Number 2000IDA Federal Grant Fund

Link To Flow Chart

A.R.S. § 35-142

Grant monies received in conjunction with the Patient Protection and Affordable Care Act are to be used to improve the transparency and effectiveness of health insurance rate reviews.

		FY 2013	FY 2014	FY 2015
Sources				
Beginning Balance		2.3	0.1	0.0
Revenues	Department of Insurance	616.9	1,794.4	293.9
	Sources Total	619.2	1,794.5	293.9
Uses				
Non-Appropriated Expenditures	Department of Insurance	619.1	1,794.5	293.7
Retirement Adjustment	Department of Insurance	0.0	0.0	0.2
	Uses Total	619.1	1,794.5	293.9
	Federal Grant Fund Ending Balance	0.1	0.0	0.0

Fund Number 2000JCA Federal Grant Fund

Link To Flow Chart

A.R.S. § 35-142

Monies for the fund come from federal grants awarded to ACJC as well as other federal funds passed through to the agency from other state agencies. Funds are used to provide grants to state, county and local agencies as well as non profit organizations to carry out the mission and purpose of the various grant programs. Funds also are used to conduct research projects by the Statistical Analysis Center.

		FY 2013	FY 2014	FY 2015
Sources				
Beginning Balance		7,373.2	5,047.9	2,526.1
Revenues	Arizona Criminal Justice Commission	8,745.9	9,470.6	2,837.0
	Sources Total	16,119.1	14,518.5	5,363.1
Uses				
Non-Appropriated Expenditures	Arizona Criminal Justice Commission	11,071.2	11,992.4	5,362.7
HR Prorata Rate Change	Arizona Criminal Justice Commission	0.0	0.0	0.1
Retirement Adjustment	Arizona Criminal Justice Commission	0.0	0.0	0.3
	Uses Total	11,071.2	11,992.4	5,363.1
	Federal Grant Fund Ending Balance	5,047.9	2,526.1	0.0

Fund Balances and Description Table for All Non-General Funds

Fund Number 2000LLA Federal Grant Fund

Link To Flow Chart

A.R.S. § 35-142

Federal grants are received from the Governor's Office of Highway Safety, DUI Abatement Council, Department of Emergency and Military Affairs and Homeland Security. Monies are used for overtime and employee related expenses for investigators to conduct enforcement activities targeting persons 21 and over that facilitate persons under the age of 21 years purchasing, possessing and/or consuming spirituous liquor.

		FY 2013	FY 2014	FY 2015
Sources				
Beginning Balance		0.0	0.0	0.0
Revenues	Department of Liquor Licenses and Control	121.1	0.0	0.0
	Sources Total	121.1	0.0	0.0
Uses				
Non-Appropriated Expenditures	Department of Liquor Licenses and Control	121.1	0.0	0.0
	Uses Total	121.1	0.0	0.0
	Federal Grant Fund Ending Balance	0.0	0.0	0.0

Fund Number 2000MAA Federal Grant Fund

Link To Flow Chart

A.R.S. § 35-142

Monies in this fund come from various federal entities including the National Guard Bureau and Homeland Security. Monies are used for cooperative agreements to support the Arizona National Guard missions and Emergency Preparedness for the State of Arizona.

		FY 2013	FY 2014	FY 2015
Sources				
Beginning Balance		4,765.1	5,019.5	3,591.8
Revenues	Department of Emergency and Military Affairs	61,309.5	56,510.5	38,867.9
	Sources Total	66,074.6	61,530.0	42,459.7
Uses				
Non-Appropriated Expenditures	Department of Emergency and Military Affairs	61,055.1	57,938.2	38,880.9
HR Prorata Rate Change	Department of Emergency and Military Affairs	0.0	0.0	4.0
Retirement Adjustment	Department of Emergency and Military Affairs	0.0	0.0	8.5
	Uses Total	61,055.1	57,938.2	38,893.4
	Federal Grant Fund Ending Balance	5,019.5	3,591.8	3,566.3

Fund Balances and Description Table for All Non-General Funds

Fund Number 2000MIA Federal Grant Fund

Link To Flow Chart

A.R.S. § 35-142

The Office of the State Mine Inspector receives federal grant monies from the Department of Labor, Mine Safety & Health Administration. The funds are used to provide education and training to the new miner and annual refresher training. This training is for every mine employee and contractor.

		FY 2013	FY 2014	FY 2015
Sources				
Beginning Balance		1.7	1.7	0.0
Revenues	State Mine Inspector	352.2	118.4	0.0
Sources Total		353.9	120.1	0.0
Uses				
Non-Appropriated Expenditures	State Mine Inspector	352.2	118.4	0.0
Prior Committed or Obligated Expenditures	State Mine Inspector	0.0	1.7	0.0
Uses Total		352.2	120.1	0.0
Federal Grant Fund Ending Balance		1.7	0.0	0.0

Note: The Office of the State Mine Inspector does not anticipate receiving Federal Grant Monies in FY 2015.

Fund Number 2000MMA Federal Grant Fund

Link To Flow Chart

A.R.S. § 35-142

Revenues are derived from HUD reimbursements for regulatory functions performed by OMH on its behalf and tuition fees for HUD training conducted by OMH Staff. The funds are used for salaries and related expenses for employees performing HUD related functions.

		FY 2013	FY 2014	FY 2015
Sources				
Beginning Balance		0.0	93.2	204.7
Revenues	Department of Fire, Building and Life Safety	305.3	323.9	323.9
Sources Total		305.3	417.1	528.6
Uses				
Non-Appropriated Expenditures	Department of Fire, Building and Life Safety	212.1	212.4	212.4
Retirement Adjustment	Department of Fire, Building and Life Safety	0.0	0.0	0.1
Uses Total		212.1	212.4	212.5
Federal Grant Fund Ending Balance		93.2	204.7	316.1

Fund Balances and Description Table for All Non-General Funds

Fund Number 2000PEA Federal Grant Fund

Link To Flow Chart

A.R.S. § 35-142

Revenues are from federal grants and are used as specified in each grant.

			<u>FY 2013</u>	<u>FY 2014</u>	<u>FY 2015</u>
Sources					
Beginning Balance			43.6	60.7	12.0
Revenues	Commission for Postsecondary Education		1,280.7	1,279.5	1,216.5
		Sources Total	1,324.3	1,340.2	1,228.5
Uses					
Non-Appropriated Expenditures	Commission for Postsecondary Education		1,263.6	1,328.2	1,228.2
		Uses Total	1,263.6	1,328.2	1,228.2
		Federal Grant Fund Ending Balance	60.7	12.0	0.3

Fund Number 2000PRA Federal Grant Fund

Link To Flow Chart

A.R.S. § 35-142

This fund contains awards from the Federal Government to facilitate participation in national policies and programs. For the State Parks Board, these are historic preservation, recreational and trail management, and water conservation.

			<u>FY 2013</u>	<u>FY 2014</u>	<u>FY 2015</u>
Sources					
Beginning Balance			1,151.4	539.0	359.0
Revenues	State Parks Board		1,527.8	3,700.0	3,700.0
		Sources Total	2,679.2	4,239.0	4,059.0
Uses					
Non-Appropriated Expenditures	State Parks Board		2,140.2	3,880.0	3,880.0
HR Prorata Rate Change	State Parks Board		0.0	0.0	0.2
Retirement Adjustment	State Parks Board		0.0	0.0	0.4
		Uses Total	2,140.2	3,880.0	3,880.6
		Federal Grant Fund Ending Balance	539.0	359.0	178.4

Fund Balances and Description Table for All Non-General Funds

Fund Number 2000PSA Federal Grant Fund

Link To Flow Chart

A.R.S. § 35-142

Revenue for this fund comes from federal grants, which are then used to administer the High Intensity Drug Trafficking Area program, organized crime financial investigations, the Rocky Mountain Information Network, the Victims of Crime Act monies, and the Motor Carrier Safety Assistance program.

		FY 2013	FY 2014	FY 2015
Sources				
Beginning Balance		1,826.7	1,055.1	876.4
Revenues	Department of Public Safety	27,412.5	30,267.6	22,194.0
	Sources Total	29,239.2	31,322.7	23,070.4
Uses				
Non-Appropriated Expenditures	Department of Public Safety	28,184.1	30,446.3	22,146.0
Retirement Adjustment	Department of Public Safety	0.0	0.0	0.9
	Uses Total	28,184.1	30,446.3	22,146.9
	Federal Grant Fund Ending Balance	1,055.1	876.4	923.5

Fund Number 2000SBA Federal Grant Fund

Link To Flow Chart

A.R.S. § 35-142

Monies in the fund come from the United States Environmental Protection Agency (EPA) for the Comprehensive Urban Pest Management Compliance & Enforcement and Licensing & Education/Training programs for Arizona. Fund uses include expenses such as education and training for employees as well as industry, I.T. hardware and software, and travel.

		FY 2013	FY 2014	FY 2015
Sources				
Beginning Balance		50.5	5.5	5.5
Revenues	Office of Pest Management	51.6	113.5	113.5
	Sources Total	102.1	119.0	119.0
Uses				
Non-Appropriated Expenditures	Office of Pest Management	96.6	113.5	113.5
	Uses Total	96.6	113.5	113.5
	Federal Grant Fund Ending Balance	5.5	5.5	5.5

Fund Balances and Description Table for All Non-General Funds

Fund Number 2000SDA Federal Grant Fund

Link To Flow Chart

A.R.S. § 35-142

Revenues consist of Federal Funds and are expended as stipulated by Federal Statutes authorizing the grants.

		FY 2013	FY 2014	FY 2015
Sources				
Beginning Balance		389.0	693.0	925.7
Revenues	Arizona State Schools for the Deaf and the Blind	2,075.9	2,305.3	1,790.4
Sources Total		2,464.9	2,998.3	2,716.1
Uses				
Non-Appropriated Expenditures	Arizona State Schools for the Deaf and the Blind	1,771.9	2,072.6	1,742.0
Retirement Adjustment	Arizona State Schools for the Deaf and the Blind	0.0	0.0	0.4
Uses Total		1,771.9	2,072.6	1,742.4
Federal Grant Fund Ending Balance		693.0	925.7	973.7

Fund Number 2000STA Federal Grant Fund

Link To Flow Chart

A.R.S. § 35-142

The majority of this fund's revenues come from grants associated with the Library Services and Technology Act and the Persistent Digital Archives Library System project. Revenues are used as specified in each grant.

		FY 2013	FY 2014	FY 2015
Sources				
Beginning Balance		26.9	753.4	1,166.5
Revenues	Department of State - Secretary of State	4,276.6	4,061.7	4,061.7
Sources Total		4,303.5	4,815.1	5,228.2
Uses				
Non-Appropriated Expenditures	Department of State - Secretary of State	3,550.1	3,648.6	3,648.6
HR Prorata Rate Change	Department of State - Secretary of State	0.0	0.0	0.1
Retirement Adjustment	Department of State - Secretary of State	0.0	0.0	0.3
Uses Total		3,550.1	3,648.6	3,649.0
Federal Grant Fund Ending Balance		753.4	1,166.5	1,579.2

Fund Balances and Description Table for All Non-General Funds

Fund Number 2000VSA Federal Grant Fund

Link To Flow Chart

A.R.S. § 35-142

This fund receives revenues from grants and reimbursements from the Federal government which are used to provide services to veterans in accordance with the terms of each specific grant.

		FY 2013	FY 2014	FY 2015
Sources				
Beginning Balance		123.6	55.1	9.5
Revenues	Department of Veterans' Services	390.4	347.0	395.0
Sources Total		514.0	402.1	404.5
Uses				
Non-Appropriated Expenditures	Department of Veterans' Services	458.9	392.6	392.6
HR Prorata Rate Change	Department of Veterans' Services	0.0	0.0	0.1
Retirement Adjustment	Department of Veterans' Services	0.0	0.0	0.2
Uses Total		458.9	392.6	392.8
Federal Grant Fund Ending Balance		55.1	9.5	11.7

Fund Number 2000WCA Federal Grant Fund

Link To Flow Chart

A.R.S. § 35-142

Revenues consist of federal grants that the Department applies for and receive from various Federal Agencies. Monies received are used for purposes that are aligned with the granting requirements and allowed to supplement funding appropriated for mandated programs.

		FY 2013	FY 2014	FY 2015
Sources				
Beginning Balance		35.9	33.7	54.4
Revenues	Department of Water Resources	254.3	298.0	261.6
Sources Total		290.2	331.7	316.0
Uses				
Non-Appropriated Expenditures	Department of Water Resources	256.5	277.3	277.3
Retirement Adjustment	Department of Water Resources	0.0	0.0	0.1
Uses Total		256.5	277.3	277.4
Federal Grant Fund Ending Balance		33.7	54.4	38.6

Fund Balances and Description Table for All Non-General Funds

Fund Number 2000WFA Federal Grant Fund

Link To Flow Chart

A.R.S. § 35-142

WIFA receives revenue from through Clean Water and Drinking Water grants from the federal government. Clean Water grants provide below market rate financing for wastewater infrastructure projects at the municipal and tribal level. Drinking Water grants provide below market rate financing for drinking water infrastructure improvements.

		FY 2013	FY 2014	FY 2015
Sources				
Beginning Balance		0.0	242.9	0.0
Revenues	Water Infrastructure Finance Authority	54,704.4	43,246.2	22,837.1
	Sources Total	54,704.4	43,489.1	22,837.1
Uses				
Non-Appropriated Expenditures	Water Infrastructure Finance Authority	54,461.5	43,489.1	22,836.5
Retirement Adjustment	Water Infrastructure Finance Authority	0.0	0.0	0.7
	Uses Total	54,461.5	43,489.1	22,837.2
	Federal Grant Fund Ending Balance	242.9	0.0	0.0

Fund Number 2001 Accountancy Board Fund

Link To Flow Chart

A.R.S. § 32-705

Funds are used to license, investigate, and conduct examinations of public accountants and certified public accountants. Revenues consist primarily of examination and licensing fees.

		FY 2013	FY 2014	FY 2015
Sources				
Beginning Balance		1,416.5	1,596.6	1,358.4
Revenues	State Board of Accountancy	1,751.0	1,695.5	1,695.5
	Sources Total	3,167.5	3,292.1	3,053.9
Uses				
Operating Expenditures/Appropriations	State Board of Accountancy	1,563.1	1,933.7	1,933.7
Administrative Adjustments	State Board of Accountancy	7.8	0.0	0.0
HR Prorata Rate Change	State Board of Accountancy	0.0	0.0	0.2
Retirement Adjustment	State Board of Accountancy	0.0	0.0	0.4
	Uses Total	1,570.9	1,933.7	1,934.3
	Accountancy Board Fund Ending Balance	1,596.6	1,358.4	1,119.6

Fund Balances and Description Table for All Non-General Funds

Fund Number 2001F Workforce Investment Grant Fund

Link To Flow Chart

U.S. Public Law. 105-220

These funds are received by the Department from the U.S. Department of Labor.

A minimum of 85% of all WIA funds must be passed through to Local Workforce Investment Areas to be used to assist qualified individuals in achieving employment. The remaining 15% can be used to fund discretionary projects as directed by the Governor's Council on Workforce Policy. No more than 5% of the funds may be used for statewide administrative activities.

		FY 2013	FY 2014	FY 2015
Sources				
Beginning Balance		27,615.9	24,968.1	20,223.7
Revenues	Department of Economic Security	53,831.4	49,315.6	49,315.6
	Sources Total	81,447.3	74,283.7	69,539.3
Uses				
Operating Expenditures/Appropriations	Department of Economic Security	51,306.8	56,060.0	56,060.0
Administrative Adjustments	Department of Economic Security	5,172.4	(2,000.0)	0.0
Rent Management Adjustment	Department of Economic Security	0.0	0.0	1.5
Retirement Adjustment	Department of Economic Security	0.0	0.0	0.8
	Uses Total	56,479.2	54,060.0	56,062.3
	Workforce Investment Grant Fund Ending Balance	24,968.1	20,223.7	13,477.0

Note:

Fund Balances and Description Table for All Non-General Funds

Fund Number 2002 Industrial Commission Revolving Fund

Link To Flow Chart

A.R.S. §35-142

Revenues include charges for claims education seminars and training materials and charges for medical fee schedules. Funds are used for an annual seminar on worker's compensation for insurance carriers and self-insured employers, to print a medical fee schedule for worker's compensation, and to provide monies owed to employees by their employers for back wages.

		FY 2013	FY 2014	FY 2015
Sources				
Beginning Balance		87.3	96.7	109.9
Revenues	Industrial Commission of Arizona	147.5	153.2	153.2
	Sources Total	234.8	249.9	263.1
Uses				
Non-Appropriated Expenditures	Industrial Commission of Arizona	135.1	140.0	140.0
Transfer Due to Fund Balance Cap	Industrial Commission of Arizona	3.0	0.0	0.0
	Uses Total	138.1	140.0	140.0
Industrial Commission Revolving Fund Ending Balance		96.7	109.9	123.1

Fund Number 2005 State Aviation Fund

Link To Flow Chart

A.R.S. § 28-8202

The primary revenue source consists of flight property, aircraft and fuel taxes. Funds are used for funding operations of the Aviation Division and the five-year Airport Development Program.

		FY 2013	FY 2014	FY 2015
Sources				
Beginning Balance		25,389.4	27,334.6	24,787.1
Revenues	Department of Transportation	19,098.9	20,034.1	21,841.6
	Sources Total	44,488.3	47,368.7	46,628.7
Uses				
Operating Expenditures/Appropriations	Department of Transportation	1,604.3	1,624.4	1,624.4
Operating Expenditures/Appropriations		0.0	0.0	0.0
Non-Appropriated Expenditures	Department of Transportation	15,549.4	20,945.8	20,945.8
Legislative Fund Transfers	Department of Transportation	0.0	11.4	0.0
HR Prorata Rate Change	Department of Transportation	0.0	0.0	0.3
Retirement Adjustment	Department of Transportation	0.0	0.0	0.5
	Uses Total	17,153.7	22,581.6	22,571.0
State Aviation Fund Ending Balance		27,334.6	24,787.1	24,057.7

Fund Balances and Description Table for All Non-General Funds

Fund Number 2006	Arizona Blue Book Fund
<i>Link To Flow Chart</i>	A.R.S. § 41-131
	Proceeds from sales of the Arizona Blue Book are used to compile, publish, and distribute the book.

		FY 2013	FY 2014	FY 2015
Sources				
Beginning Balance		11.2	11.2	11.2
Revenues	Department of State - Secretary of State	0.0	0.0	0.0
Sources Total		11.2	11.2	11.2
Uses				
Uses Total		0.0	0.0	0.0
Arizona Blue Book Fund Ending Balance		11.2	11.2	11.2

Fund Number 2007	Barber Examiners Board Fund
<i>Link To Flow Chart</i>	A.R.S. § 32-305
	Revenues consist primarily of examination and licensing fees. Funds are used to license barbers, inspect barbering establishments, and investigate violations of sanitation requirements and barbering procedures.

		FY 2013	FY 2014	FY 2015
Sources				
Beginning Balance		280.2	357.6	397.4
Revenues	Board of Barber Examiners	369.9	373.6	377.3
Sources Total		650.1	731.2	774.7
Uses				
Operating Expenditures/Appropriations	Board of Barber Examiners	291.9	333.8	333.8
Administrative Adjustments	Board of Barber Examiners	0.6	0.0	0.0
Rent Management Adjustment	Board of Barber Examiners	0.0	0.0	2.0
HR Prorata Rate Change	Board of Barber Examiners	0.0	0.0	0.1
Retirement Adjustment	Board of Barber Examiners	0.0	0.0	0.1
Uses Total		292.5	333.8	336.0
Barber Examiners Board Fund Ending Balance		357.6	397.4	438.8

Fund Balances and Description Table for All Non-General Funds

Fund Number 2007F Temporary Assistance for Needy Families (TANF) Fund

Link To Flow Chart

U.S. Public Law 104-193

Temporary Assistance for Needy Families (TANF) replaced the national welfare program known as Aid to Families with Dependent Children (AFDC) and the related programs known as the Job Opportunities and Basic Skills Training (JOBS) program and the Emergency Assistance (EA) program. The funds are received by the Department from the U.S. Department of Health and Human Services.

Provided required matching funds are properly expended, TANF funds can be used for anything that fits one of the following four purposes:

- assisting needy families so that children can be cared for in their own homes
- reducing the dependency of needy parents by promoting job preparation, work and marriage
- preventing out-of-wedlock pregnancies
- encouraging the formation and maintenance of two-parent families

		<u>FY 2013</u>	<u>FY 2014</u>	<u>FY 2015</u>
Sources				
Beginning Balance		20,103.8	1,172.5	(2,130.9)
Revenues	Department of Economic Security	226,905.0	218,705.4	218,705.4
	Sources Total	247,008.8	219,877.9	216,574.5
Uses				
Operating Expenditures/Appropriations	Department of Economic Security	245,836.3	221,007.1	218,705.4
Administrative Adjustments	Department of Economic Security	0.0	1,001.7	0.0
Rent Management Adjustment	Department of Economic Security	0.0	0.0	39.3
Retirement Adjustment	Department of Economic Security	0.0	0.0	22.6
	Uses Total	245,836.3	222,008.8	218,767.2
	Temporary Assistance for Needy Families (TANF) Fund Ending Balance	1,172.5	(2,130.9)	(2,192.7)

Note: The Executive Budget recommendation for DES includes a funding issue that addresses and eliminates the negative balances in FY 2014 and FY 2015.

Fund Balances and Description Table for All Non-General Funds

Fund Number 2008F Child Care and Development Fund

Link To Flow Chart

Section 418 of the Social Security Act

This fund assists low-income families, families receiving temporary public assistance, and those transitioning from public assistance in obtaining child care so they can work or attend training or education. The funds are received as a block grant from the U.S. Department of Health and Human Services.

CCDF funds are expended to subsidize low-income, working families' monthly child care expenditures. In addition, a minimum of 4% of CCDF funds must be used to improve the quality of child care and offer additional services to parents, such as resource and referral counseling regarding the selection of appropriate child care providers to meet their child's needs. There are also specific earmarked funds for further quality improvements in the child care system directed at expansion of the availability of child care and increasing quality for infants and toddlers.

Funds are also expended for eligibility determination, family and provider case management, and licensing and certification of centers and qualifying homes. No more than 5% of the annual allocation is allowed to be spent on administrative (non-case management) functions.

		<u>FY 2013</u>	<u>FY 2014</u>	<u>FY 2015</u>
Sources				
Beginning Balance		64.6	(2,325.8)	(21,606.3)
Revenues	Department of Health Services	696.4	830.4	830.4
Revenues	Department of Economic Security	111,751.0	111,489.2	111,489.2
	Sources Total	112,512.0	109,993.8	90,713.3
Uses				
Operating Expenditures/Appropriations	Department of Health Services	694.5	830.4	879.4
Operating Expenditures/Appropriations	Department of Economic Security	107,671.2	130,769.7	130,769.7
Administrative Adjustments	Department of Health Services	4.3	0.0	0.0
Administrative Adjustments	Department of Economic Security	6,467.8	0.0	0.0
Rent Management Adjustment	Department of Economic Security	0.0	0.0	9.2
Retirement Adjustment	Department of Economic Security	0.0	0.0	3.9
Retirement Adjustment	Department of Health Services	0.0	0.0	0.3
	Uses Total	114,837.8	131,600.1	131,662.5
	Child Care and Development Fund Ending Balance	(2,325.8)	(21,606.3)	(40,949.2)

Note: Federal Child Care Development Fund (CCDF) regulations allow for 85% of all annual allocations to be made available to a state within the first three federal quarters. In Fiscal Year 2014, planned expenditures are estimated to be at the appropriated level and will exceed available CCDF cash balances. This shortfall will be mitigated by the additional funding from Fiscal Year 2014 appropriations in conjunction with available matched federal non-appropriated funds. The Department will take the necessary steps to ensure that expenditures remain in line with available funding.

Fund Balances and Description Table for All Non-General Funds

Fund Number 2010

Chiropractic Examiners Board Fund

[Link To Flow Chart](#)

A.R.S. § 32-906

Revenues are from fees, fines, and other revenues received by the Board and are used to license, investigate, and conduct examinations of chiropractors.

		<u>FY 2013</u>	<u>FY 2014</u>	<u>FY 2015</u>
Sources				
Beginning Balance		205.1	164.7	122.0
Revenues	State Board of Chiropractic Examiners	407.9	426.7	439.8
Sources Total		613.0	591.4	561.8
Uses				
Operating Expenditures/Appropriations	State Board of Chiropractic Examiners	448.3	469.4	450.4
HR Prorata Rate Change	State Board of Chiropractic Examiners	0.0	0.0	0.1
Retirement Adjustment	State Board of Chiropractic Examiners	0.0	0.0	0.2
Uses Total		448.3	469.4	450.6
Chiropractic Examiners Board Fund Ending Balance		164.7	122.0	111.2

Fund Number 2011

State Grants Fund

[Link To Flow Chart](#)

A.R.S. § 35-142 (E)

Funded through non-federal grants such as state, private, and corporate grants and donations, these monies are used to support the educational and operational costs of the Phoenix Day School, Tucson residential facility, and various statewide programs servicing hearing and vision impaired students.

		<u>FY 2013</u>	<u>FY 2014</u>	<u>FY 2015</u>
Sources				
Beginning Balance		22.6	34.7	30.0
Revenues	Arizona State Schools for the Deaf and the Blind	22.6	755.4	400.3
Sources Total		45.2	790.1	430.3
Uses				
Non-Appropriated Expenditures	Arizona State Schools for the Deaf and the Blind	10.5	760.1	430.1
Retirement Adjustment	Arizona State Schools for the Deaf and the Blind	0.0	0.0	0.3
Uses Total		10.5	760.1	430.4
State Grants Fund Ending Balance		34.7	30.0	0.0

Fund Balances and Description Table for All Non-General Funds

Fund Number 2012 **Agriculture Commercial Feed Fund**

Link To Flow Chart

A.R.S. § 3-2607

Revenues include license fees of \$10 per year for each separate place of business used in the manufacturing of commercial feed in this state and for manufacturers or distributors that have no established place of business in this state but are otherwise subject to a license. Revenues also include an inspection fee at the rate of \$.15 per ton on commercial feeds distributed in this state by any licensed person. Funds are used to enforce animal feed content and labeling laws.

		FY 2013	FY 2014	FY 2015
Sources				
Beginning Balance		146.3	182.5	124.1
Revenues	Arizona Department of Agriculture	278.0	283.2	283.2
	Sources Total	424.3	465.7	407.3
Uses				
Non-Appropriated Expenditures	Arizona Department of Agriculture	241.8	299.7	299.7
Rent Management Adjustment	Arizona Department of Agriculture	0.0	0.0	1.9
Prior Committed or Obligated Expenditures	Arizona Department of Agriculture	0.0	41.9	0.0
Retirement Adjustment	Arizona Department of Agriculture	0.0	0.0	0.1
	Uses Total	241.8	341.6	301.7
Agriculture Commercial Feed Fund Ending Balance		182.5	124.1	105.7

Fund Number 2013 **Cotton Research and Protection Council Fund**

Link To Flow Chart

A.R.S. § 3-1085

Revenues include assessments on each bale of cotton, reimbursements for the abatement of nuisance cotton, and penalties. Funds are used to support research programs related to cotton production or protection and to provide a program to refund collected fees as an incentive for boll weevil control.

		FY 2013	FY 2014	FY 2015
Sources				
Beginning Balance		1,940.6	2,198.8	1,866.5
Revenues	Arizona Department of Agriculture	2,902.2	2,487.5	2,477.5
	Sources Total	4,842.8	4,686.3	4,344.0
Uses				
Non-Appropriated Expenditures	Arizona Department of Agriculture	2,644.0	2,819.8	2,819.8
Retirement Adjustment	Arizona Department of Agriculture	0.0	0.0	0.5
	Uses Total	2,644.0	2,819.8	2,820.3
Cotton Research and Protection Council Fund Ending Balance		2,198.8	1,866.5	1,523.7

Fund Balances and Description Table for All Non-General Funds

Fund Number 2014 **Consumer Protection/Fraud Revolving Fund**

Link To Flow Chart

A.R.S. § 44-1531

Revenues include any investigative or court costs, attorney fees, or civil penalties recovered for the State by the Attorney General as a result of enforcement of either state or federal statutes pertaining to consumer protection or consumer fraud, whether by final judgment, settlement or otherwise. The monies in the fund shall be used by the Attorney General for consumer fraud education and investigative and enforcement operations of the consumer protection division, except that no monies in the fund may be used to compensate or employ attorneys except where necessary to collect monies due under judgments.

			<u>FY 2013</u>	<u>FY 2014</u>	<u>FY 2015</u>
Sources					
Beginning Balance			6,391.0	12,921.4	12,975.4
Revenues	Attorney General - Department of Law		9,891.3	4,160.2	4,160.2
	Sources Total		16,282.3	17,081.6	17,135.6
Uses					
Operating Expenditures/Appropriations	Attorney General - Department of Law		3,360.9	4,106.2	6,827.7
Rent Management Adjustment	Attorney General - Department of Law		0.0	0.0	77.1
HR Prorata Rate Change	Attorney General - Department of Law		0.0	0.0	2.9
Retirement Adjustment	Attorney General - Department of Law		0.0	0.0	0.6
	Uses Total		3,360.9	4,106.2	6,908.3
Consumer Protection/Fraud Revolving Fund Ending Balance			12,921.4	12,975.4	10,289.2

Fund Balances and Description Table for All Non-General Funds

Fund Number 2015

Link To Flow Chart

Greyhound Adoption Program Fund

A.R.S. § 5-113

Revenues from license fees on from dog breedres, racing kennels and other operations where greyhounds are raised for racing, plus the retired racehorse adoption surcharge, a 5% fee added to each fine related to horse racing. Funds are used promotes the adoption of Greyhounds.

		<u>FY 2013</u>	<u>FY 2014</u>	<u>FY 2015</u>
<u>Sources</u>				
Beginning Balance		1.4	0.7	1.2
Revenues	Arizona Department of Racing	2.4	3.5	2.5
	Sources Total	3.9	4.2	3.7
<u>Uses</u>				
Non-Appropriated Expenditures	Arizona Department of Racing	3.2	3.0	3.0
	Uses Total	3.2	3.0	3.0
	Greyhound Adoption Program Fund Ending Balance	0.7	1.2	0.7

Fund Balances and Description Table for All Non-General Funds

Fund Number 2016 **Attorney General Antitrust Revolving Fund**

Link To Flow Chart

A.R.S. § 41-191

Revenues include monies recovered for the State by the Attorney General as a result of the enforcement of state or federal statutes pertaining to antitrust, restraint of trade, or price-fixing activities or conspiracies. Monies in the fund shall be used by the Attorney General for costs and expenses of antitrust enforcement. Except for the attorney fees due upon the initial recovery of monies for attorneys employed on a fixed fee basis, monies in the fund cannot be used to compensate or employ attorneys or counselors at law.

		FY 2013	FY 2014	FY 2015
Sources				
Beginning Balance		76.0	157.4	111.5
Revenues	Attorney General - Department of Law	225.9	200.0	200.0
	Sources Total	301.9	357.4	311.5
Uses				
Operating Expenditures/Appropriations	Attorney General - Department of Law	143.7	244.2	244.2
Administrative Adjustments	Attorney General - Department of Law	0.8	0.0	0.0
Rent Management Adjustment	Attorney General - Department of Law	0.0	0.0	0.8
Legislative Fund Transfers	Attorney General - Department of Law	0.0	1.7	0.0
Retirement Adjustment	Attorney General - Department of Law	0.0	0.0	0.1
	Uses Total	144.5	245.9	245.1
	Attorney General Antitrust Revolving Fund Ending Balance	157.4	111.5	66.4

Fund Balances and Description Table for All Non-General Funds

Fund Number 2017

Cosmetology Board Fund

[Link To Flow Chart](#)

A.R.S. § 32-505(A)

Funds are used to administer licensing examinations and licenses, inspect salons and schools, and investigate violations of sanitation requirements and cosmetology procedures. Revenues consist of examination and licensing fees, penalties, educational classes, and service charges for printouts, copying, paying with alternative methods, documents and publications, and other services the board deems appropriate.

		FY 2013	FY 2014	FY 2015
Sources				
Beginning Balance		2,856.9	3,970.3	4,974.0
Revenues	Board of Cosmetology	2,842.2	2,863.0	2,863.0
	Sources Total	5,699.1	6,833.3	7,837.0
Uses				
Operating Expenditures/Appropriations	Board of Cosmetology	1,654.0	1,784.5	1,784.5
Non-Appropriated Expenditures	Board of Cosmetology	74.8	74.8	74.8
HR Prorata Rate Change	Board of Cosmetology	0.0	0.0	0.2
Retirement Adjustment	Board of Cosmetology	0.0	0.0	0.5
	Uses Total	1,728.8	1,859.3	1,860.0
	Cosmetology Board Fund Ending Balance	3,970.3	4,974.0	5,977.0

Fund Number 2018

Racing Administration Fund

[Link To Flow Chart](#)

A.R.S. § 5-113

Revenues from 1% of pari-mutuel receipts, license fees and unclaimed property are used to administer the Arizona County Fairs Racing Betterment Fund and the Arizona Breeders Award Fund.

		FY 2013	FY 2014	FY 2015
Sources				
Beginning Balance		23.7	23.7	23.7
	Sources Total	23.7	23.7	23.7
Uses				
	Uses Total	0.0	0.0	0.0
	Racing Administration Fund Ending Balance	23.7	23.7	23.7

Fund Balances and Description Table for All Non-General Funds

Fund Number 2019 Developmentally Disabled Client Trust Fund

Link To Flow Chart

A.R.S. § 36-572

The Developmentally Disabled Client Trust Fund includes the proceeds from the sale of the real property and buildings and improvements on the real property used for the Arizona Training Program at Phoenix. Only interest earnings may be expended. Statute limits use of the fund to client services by enhancing the services presently available to individuals with developmental disabilities and extending services to individuals with developmental disabilities not presently served. Funds cannot be used to replace General Fund dollars.

		FY 2013	FY 2014	FY 2015
Sources				
Beginning Balance		145.7	135.4	125.0
Revenues	Department of Economic Security	1.3	1.4	1.6
	Sources Total	147.0	136.8	126.6
Uses				
Non-Appropriated Expenditures	Department of Economic Security	11.6	11.8	11.8
	Uses Total	11.6	11.8	11.8
	Developmentally Disabled Client Trust Fund Ending Balance	135.4	125.0	114.8

Fund Number 2020 Dental Board Fund

Link To Flow Chart

A.R.S. § 32-1212

Revenues are 90% of the fees, fines, and other revenue received by the Board, with the remaining 10% deposited to the General Fund. Funds are used to license, investigate, and conduct examinations of dentists, denturists, dental hygienists, and dental assistants.

		FY 2013	FY 2014	FY 2015
Sources				
Beginning Balance		2,328.8	2,954.4	3,349.4
Revenues	State Board of Dental Examiners	1,653.8	1,609.8	1,570.6
	Sources Total	3,982.6	4,564.2	4,920.0
Uses				
Operating Expenditures/Appropriations	State Board of Dental Examiners	1,029.0	1,214.8	1,214.8
Administrative Adjustments	State Board of Dental Examiners	(0.8)	0.0	0.0
HR Prorata Rate Change	State Board of Dental Examiners	0.0	0.0	0.1
Retirement Adjustment	State Board of Dental Examiners	0.0	0.0	0.3
	Uses Total	1,028.2	1,214.8	1,215.3
	Dental Board Fund Ending Balance	2,954.4	3,349.4	3,704.7

Fund Balances and Description Table for All Non-General Funds

Fund Number 2022

Egg Inspection Fund

Link To Flow Chart

A.R.S. § 3-716(A)

Revenues include inspection fees of not more than three mills per dozen on shell eggs and three mills per pound on egg products that are paid by a dealer, producer-dealer, manufacturer or producer on all eggs and egg products regardless of origin, sold to a retailer, hotel, hospital, bakery, restaurant, other eating place or consumer for human consumption within this state. Funds are used to regulate egg production facilities and egg product handling to protect public health and to ensure product quality.

		FY 2013	FY 2014	FY 2015
Sources				
Beginning Balance		368.3	526.4	521.8
Revenues	Arizona Department of Agriculture	1,014.3	1,005.8	1,005.8
Sources Total		1,382.6	1,532.2	1,527.6
Uses				
Non-Appropriated Expenditures	Arizona Department of Agriculture	856.2	1,010.4	1,010.4
Rent Management Adjustment	Arizona Department of Agriculture	0.0	0.0	2.3
HR Prorata Rate Change	Arizona Department of Agriculture	0.0	0.0	0.2
Retirement Adjustment	Arizona Department of Agriculture	0.0	0.0	0.4
Uses Total		856.2	1,010.4	1,013.2
Egg Inspection Fund Ending Balance		526.4	521.8	514.3

Fund Number 2023

Board of Optometry Fund

Link To Flow Chart

A.R.S. § 32-1705

Funds are used to license and regulate optometrists and to issue certificates authorizing the use of diagnostic pharmaceutical agents. Revenues consist primarily of examination and licensing fees.

		FY 2013	FY 2014	FY 2015
Sources				
Beginning Balance		114.6	124.6	134.6
Revenues	State Board of Optometry	211.8	216.0	220.4
Sources Total		326.4	340.6	355.0
Uses				
Operating Expenditures/Appropriations	State Board of Optometry	201.8	206.0	206.0
Rent Management Adjustment	State Board of Optometry	0.0	0.0	1.4
Retirement Adjustment	State Board of Optometry	0.0	0.0	0.1
Uses Total		201.8	206.0	207.5
Board of Optometry Fund Ending Balance		124.6	134.6	147.5

Fund Balances and Description Table for All Non-General Funds

Fund Number 2024	Land Federal Reclaim Trust Fund
<i>Link To Flow Chart</i>	A.R.S. § 37-106
	The fund is used to make payments for federal reclamation project assessments when state land lessees are delinquent. The fund is reimbursed by the lessees and earns interest.

	<u>FY 2013</u>	<u>FY 2014</u>	<u>FY 2015</u>
Sources			
Beginning Balance	44.5	43.2	33.2
Sources Total	44.5	43.2	33.2
Uses			
Non-Appropriated Expenditures	1.3	10.0	10.0
Uses Total	1.3	10.0	10.0
Land Federal Reclaim Trust Fund Ending Balance	43.2	33.2	23.2

Fund Number 2025ADA	Statewide Donations Fund
<i>Link To Flow Chart</i>	A.R.S. § 35-142
	This fund holds monies collected from employees for employee recognition, monies donated to ADOA divisions for open enrollment and job fair advertising, and the E911 PSAP Readiness Fund Grant.

	<u>FY 2013</u>	<u>FY 2014</u>	<u>FY 2015</u>
Sources			
Beginning Balance	196.8	226.4	221.4
Revenues	41.7	7.0	0.0
Sources Total	238.5	233.4	221.4
Uses			
Non-Appropriated Expenditures	12.1	12.0	12.0
Uses Total	12.1	12.0	12.0
Statewide Donations Fund Ending Balance	226.4	221.4	209.4

Fund Balances and Description Table for All Non-General Funds

Fund Number 2025BNA Statewide Donations Fund

Link To Flow Chart

A.R.S. § 35-142

Revenues come from donations, gifts or private grants and are used at the specifications of the donor.

			<u>FY 2013</u>	<u>FY 2014</u>	<u>FY 2015</u>
Sources					
Beginning Balance			94.0	30.2	0.1
Revenues	State Board of Nursing		100.6	(30.1)	0.0
		Sources Total	194.6	0.1	0.1
Uses					
Non-Appropriated Expenditures	State Board of Nursing		164.4	0.0	0.0
		Uses Total	164.4	0.0	0.0
		Statewide Donations Fund Ending Balance	30.2	0.1	0.1

Fund Number 2025CSA Statewide Donations Fund

Link To Flow Chart

A.R.S. § 35-142

Revenue received from grants and donations from non-governmental agencies such as foundations and private donors. Monies used to pay for conferences, programs, or other activities that are sponsored by donor organizations.

			<u>FY 2013</u>	<u>FY 2014</u>	<u>FY 2015</u>
Sources					
Beginning Balance			16.8	12.7	9.7
Revenues	State Board for Charter Schools		4.0	40.0	0.0
		Sources Total	20.8	52.7	9.7
Uses					
Non-Appropriated Expenditures	State Board for Charter Schools		8.0	43.0	5.7
		Uses Total	8.0	43.0	5.7
		Statewide Donations Fund Ending Balance	12.7	9.7	4.0

Fund Balances and Description Table for All Non-General Funds

Fund Number 2025DJA Statewide Donations Fund

Link To Flow Chart

A.R.S. § 35-142

The fund consists of gifts and donations from public and private entities. The monies are used for employee recognition programs or for the specified purpose for which they were donated.

		<u>FY 2013</u>	<u>FY 2014</u>	<u>FY 2015</u>
Sources				
Beginning Balance		11.9	17.8	23.6
Revenues	Department of Juvenile Corrections	20.2	20.2	20.2
	Sources Total	32.1	37.9	43.8
Uses				
Non-Appropriated Expenditures	Department of Juvenile Corrections	14.3	14.3	14.3
	Uses Total	14.3	14.3	14.3
	Statewide Donations Fund Ending Balance	17.8	23.6	29.5

Fund Number 2025EDA Statewide Donations Fund

Link To Flow Chart

A.R.S. § 35-142

Revenue received from grants and donations from non-governmental agencies such as foundations and private donors are used to pay for conferences, programs, or other activities that are sponsored by donor organizations.

		<u>FY 2013</u>	<u>FY 2014</u>	<u>FY 2015</u>
Sources				
Beginning Balance		578.5	420.5	366.9
Revenues	Department of Education	33.9	93.6	93.6
	Sources Total	612.4	514.1	460.5
Uses				
Non-Appropriated Expenditures	Department of Education	191.9	147.2	147.2
	Uses Total	191.9	147.2	147.2
	Statewide Donations Fund Ending Balance	420.5	366.9	313.3

Fund Balances and Description Table for All Non-General Funds

Fund Number 2025HCA Statewide Donations Fund

Link To Flow Chart

A.R.S. § 36-2903 C(16)

Revenues to the fund are from employee and other private donations raised through fund raising coordinated by the AHCCCS Recognition Team. The funds are used for morale-building efforts in the agency.

			<u>FY 2013</u>	<u>FY 2014</u>	<u>FY 2015</u>
Sources					
Beginning Balance			9.9	9.2	8.4
Revenues	Arizona Health Care Cost Containment System		8.6	8.5	8.5
		Sources Total	18.5	17.7	16.9
Uses					
Non-Appropriated Expenditures	Arizona Health Care Cost Containment System		9.3	9.3	9.3
		Uses Total	9.3	9.3	9.3
		Statewide Donations Fund Ending Balance	9.2	8.4	7.6

Fund Number 2025HSA Statewide Donations Fund

Link To Flow Chart

A.R.S. § 35-142

Revenues generated through donations from agency State employees and through Employee Recognition fund raising events, and used to recognize outstanding employee performance and to conduct events that enhance the morale of the agency.

			<u>FY 2013</u>	<u>FY 2014</u>	<u>FY 2015</u>
Sources					
Beginning Balance			4.6	4.5	4.4
Revenues	Department of Health Services		2.2	2.2	2.2
		Sources Total	6.8	6.7	6.6
Uses					
Non-Appropriated Expenditures	Department of Health Services		2.3	2.3	2.3
		Uses Total	2.3	2.3	2.3
		Statewide Donations Fund Ending Balance	4.5	4.4	4.3

Fund Balances and Description Table for All Non-General Funds

Fund Number 2025IAA Statewide Donations Fund

Link To Flow Chart

A.R.S. § 35-142

Revenues come from charges for booth space at Indian Nations and Tribes Legislative Day. Additional funds are obtained from outside sources such as the 21 Tribes/Nations of Arizona as well as private corporations. This fund is used to pay for expenses incurred for Indian Nations and Tribes Legislative Day. The ACIA is required by statute to facilitate this day on the second Tuesday of each regular Legislative Session. This is to pay tribute to the history and culture of American Indian people and their contributions to the prosperity and cultural diversity of the United States.

			FY 2013	FY 2014	FY 2015
Sources					
Beginning Balance			1.5	11.4	13.4
Revenues	Arizona Commission of Indian Affairs		20.1	15.0	15.0
		Sources Total	21.6	26.4	28.4
Uses					
Non-Appropriated Expenditures	Arizona Commission of Indian Affairs		10.2	13.0	13.0
		Uses Total	10.2	13.0	13.0
		Statewide Donations Fund Ending Balance	11.4	13.4	15.4

Fund Number 2025MAA Statewide Donations Fund

Link To Flow Chart

A.R.S. § 35-142

The Department has not used this fund since FY 98. Revenues are from a legal settlement.

			FY 2013	FY 2014	FY 2015
Sources					
Beginning Balance			1.6	4.6	7.0
Revenues	Department of Emergency and Military Affairs		3.0	2.4	2.4
		Sources Total	4.6	7.0	9.4
Uses					
		Uses Total	0.0	0.0	0.0
		Statewide Donations Fund Ending Balance	4.6	7.0	9.4

Fund Balances and Description Table for All Non-General Funds

Fund Number 2025STA Arizona Centennial Account Fund

Link To Flow Chart

A.R.S. § 35-142

This fund receives revenues from private donations and grants. Funds are used for conferences, programs, and other activities co-sponsored by donor organizations.

		FY 2013	FY 2014	FY 2015
Sources				
Beginning Balance		55.8	8.7	10.6
Revenues	Department of State - Secretary of State	3.6	3.6	0.0
Sources Total		59.4	12.3	10.6
Uses				
Non-Appropriated Expenditures	Department of State - Secretary of State	50.7	1.7	1.7
Uses Total		50.7	1.7	1.7
Arizona Centennial Account Fund Ending Balance		8.7	10.6	8.9

Fund Number 2025WCA Statewide Donations Fund

Link To Flow Chart

A.R.S. § 35-142

Revenues to the fund are from employee and other private donations raised through fundraising coordinated through the Department. The funds are used for morale-building efforts in the Department.

		FY 2013	FY 2014	FY 2015
Sources				
Beginning Balance		129.1	142.6	66.6
Revenues	Department of Water Resources	22.1	80.0	90.0
Sources Total		151.2	222.6	156.6
Uses				
Non-Appropriated Expenditures	Department of Water Resources	8.6	156.0	156.0
Uses Total		8.6	156.0	156.0
Statewide Donations Fund Ending Balance		142.6	66.6	0.6

Fund Balances and Description Table for All Non-General Funds

Fund Number 2026	Funeral Directors and Embalmers Fund
<i>Link To Flow Chart</i>	A.R.S. § 32-1308
	The fund receives revenues from application, license and renewal fees for use in regulating funeral directors, embalmers, funeral homes and crematories.

		<u>FY 2013</u>	<u>FY 2014</u>	<u>FY 2015</u>
Sources				
Beginning Balance		308.7	292.7	262.5
Revenues	State Board of Funeral Directors & Embalmers	311.0	323.4	338.2
Sources Total		619.7	616.1	600.7
Uses				
Operating Expenditures/Appropriations	State Board of Funeral Directors & Embalmers	327.0	353.6	353.6
Rent Management Adjustment	State Board of Funeral Directors & Embalmers	0.0	0.0	2.4
HR Prorata Rate Change	State Board of Funeral Directors & Embalmers	0.0	0.0	0.1
Retirement Adjustment	State Board of Funeral Directors & Embalmers	0.0	0.0	0.1
Uses Total		327.0	353.6	356.1
Funeral Directors and Embalmers Fund Ending Balance		292.7	262.5	244.6

Fund Balances and Description Table for All Non-General Funds

Fund Number 2027

Game and Fish Fund

[Link To Flow Chart](#)

A.R.S. § 17-261

Monies consist primarily of revenue generated from the sale of licenses and stamps. Monies are subject to legislative appropriation and may be expended by the Game and Fish Commission to carry out the provisions related to wildlife management and enforcement and to match federal grants for fish and wildlife restoration.

		FY 2013	FY 2014	FY 2015
Sources				
Beginning Balance		6,568.5	8,368.4	4,636.7
Revenues	Arizona Game & Fish Department	28,149.4	30,500.0	32,500.0
	Sources Total	34,717.9	38,868.4	37,136.7
Uses				
Operating Expenditures/Appropriations	Arizona Game & Fish Department	25,816.1	33,684.1	34,264.1
Operating Expenditures/Appropriations	Capital Projects	0.0	0.0	807.6
Capital Expenditures/Appropriations	Arizona Game & Fish Department	539.2	547.6	0.0
Administrative Adjustments	Arizona Game & Fish Department	(5.8)	0.0	0.0
HR Prorata Rate Change	Arizona Game & Fish Department	0.0	0.0	3.7
Retirement Adjustment	Arizona Game & Fish Department	0.0	0.0	361.8
	Uses Total	26,349.5	34,231.7	35,437.2
	Game and Fish Fund Ending Balance	8,368.4	4,636.7	1,699.5

Fund Number 2028

Game and Fish Federal Revolving Fund

[Link To Flow Chart](#)

A.R.S. § 17-406

Monies received from the Federal Dingell-Johnson/Pitman-Robertson grants (sportfish and wildlife restoration), U.S. Coast Guard, Endangered Species programs, and other federal grants and from state appropriations are used for sportfish management, hunter safety, wildlife conservation, and boating safety.

		FY 2013	FY 2014	FY 2015
Sources				
Beginning Balance		1,622.1	4,785.2	2,693.5
Revenues	Arizona Game & Fish Department	36,835.8	36,142.0	36,142.0
	Sources Total	38,458.0	40,927.2	38,835.5
Uses				
Non-Appropriated Expenditures	Arizona Game & Fish Department	33,672.7	38,233.7	38,233.7
HR Prorata Rate Change	Arizona Game & Fish Department	0.0	0.0	3.9
Retirement Adjustment	Arizona Game & Fish Department	0.0	0.0	93.3
	Uses Total	33,672.7	38,233.7	38,331.0
	Game and Fish Federal Revolving Fund Ending Balance	4,785.2	2,693.5	504.6

Fund Balances and Description Table for All Non-General Funds

Fund Number 2029 **ADOT-Maricopa-reg-aria Road Fund**

Link To Flow Chart

A.R.S. § 28-6302

This fund is a special revenue fund that receives Maricopa County Transportation Excise Tax monies that are used for the construction of certain state highways and arterial streets within Maricopa County.

		<u>FY 2013</u>	<u>FY 2014</u>	<u>FY 2015</u>
Sources				
Beginning Balance		392,042.5	460,498.9	188,598.0
Revenues	Department of Transportation	525,052.5	512,746.0	421,249.0
Revenues	Arizona Game & Fish Department	0.0	100.0	100.0
	Sources Total	917,095.0	973,344.9	609,947.0
Uses				
Non-Appropriated Expenditures	Department of Transportation	456,596.1	784,646.9	559,448.9
Non-Appropriated Expenditures	Arizona Game & Fish Department	0.0	100.0	100.0
HR Prorata Rate Change	Department of Transportation	0.0	0.0	0.7
Retirement Adjustment	Department of Transportation	0.0	0.0	1.0
Retirement Adjustment	Arizona Game & Fish Department	0.0	0.0	0.4
	Uses Total	456,596.1	784,746.9	559,551.0
	ADOT-Maricopa-reg-aria Road Fund Ending Balance	460,498.9	188,598.0	50,396.0

Fund Balances and Description Table for All Non-General Funds

Fund Number 2030

State Highway Fund

Link To Flow Chart

A.R.S. § 28-6991

Monies in the fund consist of statutory transfers from the Highway User Revenue Fund. The State Highway Fund supports the Department of Transportation's administration and costs of engineering, construction and maintenance of state highways and parts of highways forming state routes, and law enforcement on state highways.

		<u>FY 2013</u>	<u>FY 2014</u>	<u>FY 2015</u>
Sources				
Beginning Balance		222,100.2	269,475.3	317,918.7
Revenues	Department of Transportation	979,424.6	986,010.6	1,075,058.2
Revenues	Department of Public Safety	6,780.0	6,743.8	6,743.8
Sources Total		1,208,304.8	1,262,229.7	1,399,720.7
Uses				
Operating Expenditures/Appropriations	Department of Transportation	326,270.4	337,323.2	340,785.1
Operating Expenditures/Appropriations	Department of Public Safety	6,731.2	6,743.8	6,743.8
Operating Expenditures/Appropriations	Capital Projects	0.0	0.0	11,300.0
Non-Appropriated Expenditures	Department of Transportation	605,827.9	597,846.8	597,846.8
Rent Management Adjustment	Department of Transportation	0.0	0.0	20.2
Legislative Fund Transfers	Department of Transportation	0.0	2,348.4	0.0
Legislative Fund Transfers	Department of Public Safety	0.0	48.8	0.0
HR Prorata Rate Change	Department of Transportation	0.0	0.0	53.5
Retirement Adjustment	Department of Transportation	0.0	0.0	84.8
Retirement Adjustment	Department of Public Safety	0.0	0.0	0.1
Uses Total		938,829.5	944,311.0	956,834.2
State Highway Fund Ending Balance		269,475.3	317,918.7	442,886.4

Fund Balances and Description Table for All Non-General Funds

Fund Number 2031 **Arizona Highways Magazine Fund**

Link To Flow Chart

A.R.S. § 28-7315

Primary revenues consists of receipts generated from sales of the Arizona Highways Magazine. The fund provides for the production and sales of subscriptions, maps, pamphlets, etc.

		FY 2013	FY 2014	FY 2015
Sources				
Beginning Balance		2,261.2	2,856.0	2,931.6
Revenues	Department of Transportation	4,998.6	5,120.0	5,120.0
	Sources Total	7,259.8	7,976.0	8,051.6
Uses				
Non-Appropriated Expenditures	Department of Transportation	4,403.8	5,010.0	5,010.0
Legislative Fund Transfers	Department of Transportation	0.0	34.4	0.0
HR Prorata Rate Change	Department of Transportation	0.0	0.0	0.3
Retirement Adjustment	Department of Transportation	0.0	0.0	0.7
	Uses Total	4,403.8	5,044.4	5,011.0
Arizona Highways Magazine Fund Ending Balance		2,856.0	2,931.6	3,040.7

Fund Number 2032PSA **Arizona Highway Patrol Fund**

Link To Flow Chart

A.R.S. § 41-1752

Revenues consist of a 0.43% insurance premium tax, concealed carry weapon permit fees, and towing impound hearing fees and are used to fund operations at the Department of Public Safety.

		FY 2013	FY 2014	FY 2015
Sources				
Beginning Balance		2,898.9	5,042.0	7,189.6
Revenues	Department of Public Safety	21,131.3	21,945.3	21,602.1
	Sources Total	24,030.2	26,987.3	28,791.7
Uses				
Operating Expenditures/Appropriations	Department of Public Safety	19,225.1	19,658.9	20,297.3
Administrative Adjustments	Department of Public Safety	(236.9)	0.0	0.0
Legislative Fund Transfers	Department of Public Safety	0.0	138.8	0.0
Retirement Adjustment	Department of Public Safety	0.0	0.0	3.4
	Uses Total	18,988.2	19,797.7	20,300.7
Arizona Highway Patrol Fund Ending Balance		5,042.0	7,189.6	8,491.0

Fund Balances and Description Table for All Non-General Funds

Fund Number 2034 Insurance Examiners Revolving Fund

Link To Flow Chart

A.R.S. § 20-159

Revenues from invoices to insurers and other regulated entities are used to pay expenses associated with examining the affairs, transactions, accounts, records and assets of the insurers and regulated entities.

		<u>FY 2013</u>	<u>FY 2014</u>	<u>FY 2015</u>
Sources				
Beginning Balance		1,678.2	1,741.4	1,494.1
Revenues	Department of Insurance	5,756.2	4,436.9	4,436.9
	Sources Total	7,434.4	6,178.3	5,931.0
Uses				
Non-Appropriated Expenditures	Department of Insurance	5,693.0	4,643.1	4,643.1
Rent Management Adjustment	Department of Insurance	0.0	0.0	11.6
Legislative Fund Transfers	Department of Insurance	0.0	41.1	0.0
HR Prorata Rate Change	Department of Insurance	0.0	0.0	0.2
Retirement Adjustment	Department of Insurance	0.0	0.0	0.5
	Uses Total	5,693.0	4,684.2	4,655.4
	Insurance Examiners Revolving Fund Ending Balance	1,741.4	1,494.1	1,275.6

Fund Number 2036 Land and Water Conservation and Recreation Development Fund

Link To Flow Chart

A.R.S. § 17-267

Fund is designed to pay for recreation benefits in connection with the fish and wildlife restoration projects.

		<u>FY 2013</u>	<u>FY 2014</u>	<u>FY 2015</u>
Sources				
Beginning Balance		30.8	31.1	31.4
Revenues	Arizona Game & Fish Department	0.3	0.3	0.3
	Sources Total	31.1	31.4	31.7
Uses				
	Uses Total	0.0	0.0	0.0
	Land and Water Conservation and Recreation Development Fund Ending Balance	31.1	31.4	31.7

Fund Balances and Description Table for All Non-General Funds

Fund Number 2037 **County Fairs, Livestock and Agricultural Promotion Fund**

Link To Flow Chart

A.R.S. § 5-113C

Revenues come from the sale of abandoned property for the use of promoting Arizona's livestock and agricultural resources and to conduct an annual Livestock Fair at the Coliseum and Exposition Center.

		FY 2013	FY 2014	FY 2015
Sources				
Beginning Balance		574.3	598.2	596.6
Revenues	Office of the Governor	1,779.5	1,779.5	1,779.5
Sources Total		2,353.8	2,377.7	2,376.1
Uses				
Non-Appropriated Expenditures	Office of the Governor	1,755.6	1,781.1	1,781.1
Uses Total		1,755.6	1,781.1	1,781.1
County Fairs, Livestock and Agricultural Promotion Fund Ending Balance		598.2	596.6	595.0

Fund Number 2038 **Medical Examiners Board Fund**

Link To Flow Chart

A.R.S. § 32-1406

Funds are used to license, regulate, and conduct examinations of medical doctors and physician's assistants. Revenues are provided by the monies collected by the Board from the examination and licensing of physicians and physician assistants.

		FY 2013	FY 2014	FY 2015
Sources				
Beginning Balance		4,349.7	5,440.2	6,049.2
Revenues	Arizona Medical Board	6,266.5	6,347.7	6,358.7
Sources Total		10,616.2	11,787.9	12,407.9
Uses				
Operating Expenditures/Appropriations	Arizona Medical Board	5,175.6	5,738.7	5,738.7
Administrative Adjustments	Arizona Medical Board	0.4	0.0	0.0
Rent Management Adjustment	Arizona Medical Board	0.0	0.0	33.3
HR Prorata Rate Change	Arizona Medical Board	0.0	0.0	0.7
Retirement Adjustment	Arizona Medical Board	0.0	0.0	1.6
Uses Total		5,176.0	5,738.7	5,774.3
Medical Examiners Board Fund Ending Balance		5,440.2	6,049.2	6,633.6

Fund Balances and Description Table for All Non-General Funds

Fund Number 2041 Homeopathic Medical Examiners Fund

Link To Flow Chart

A.R.S. § 32-2906

Revenues are 90% of the fees, fines, and other revenue received by the Board, with the remaining 10% deposited to the General Fund. Funds are used to license and regulate medical physicians who practice homeopathy.

		FY 2013	FY 2014	FY 2015
Sources				
Beginning Balance		9.4	14.1	1.6
Revenues	Board of Homeopathic Medical Examiners	91.0	89.6	91.8
Sources Total		100.4	103.7	93.4
Uses				
Operating Expenditures/Appropriations	Board of Homeopathic Medical Examiners	86.3	102.1	102.1
Rent Management Adjustment	Board of Homeopathic Medical Examiners	0.0	0.0	0.8
Uses Total		86.3	102.1	102.9
Homeopathic Medical Examiners Fund Ending Balance		14.1	1.6	(9.5)

Note: Revenue may be less than the appropriation each year. Spending will be limited to the amount of revenue actually generated, if less than the amount appropriated.

Fund Number 2042 Naturopathic Board Fund

Link To Flow Chart

A.R.S. § 32-1505

Revenues are from the fees, fines, and other revenues received by the Board, and are used to license and regulate physicians and medical assistants who practice naturopathy, certify physicians to dispense natural remedies, accredit and approve naturopathic medical schools, and license and regulate massage therapists.

		FY 2013	FY 2014	FY 2015
Sources				
Beginning Balance		151.3	216.7	223.3
Revenues	Naturopathic Physicians Board of Medical Examiners	181.3	181.3	181.3
Sources Total		332.6	398.0	404.6
Uses				
Operating Expenditures/Appropriations	Naturopathic Physicians Board of Medical Examiners	115.9	174.7	158.9
Rent Management Adjustment	Naturopathic Physicians Board of Medical Examiners	0.0	0.0	0.7
Retirement Adjustment	Naturopathic Physicians Board of Medical Examiners	0.0	0.0	0.1
Uses Total		115.9	174.7	159.6
Naturopathic Board Fund Ending Balance		216.7	223.3	245.0

Fund Balances and Description Table for All Non-General Funds

Fund Number 2043 Nursing Care Institution Admin/ACHMC Fund

Link To Flow Chart

A.R.S. § 36-446.08

The Board receives revenue from applicants, licensees, and certificate holders, with 90% going to the Board fund and 10% to the General Fund. These funds support all of the Board's operational costs.

		FY 2013	FY 2014	FY 2015
Sources				
Beginning Balance		114.1	207.1	134.5
Revenues	Nursing Care Ins. Admin. Examiners	430.7	347.6	449.1
Sources Total		544.8	554.7	583.6
Uses				
Operating Expenditures/Appropriations	Nursing Care Ins. Admin. Examiners	337.5	420.2	420.2
Administrative Adjustments	Nursing Care Ins. Admin. Examiners	0.2	0.0	0.0
Rent Management Adjustment	Nursing Care Ins. Admin. Examiners	0.0	0.0	3.6
HR Prorata Rate Change	Nursing Care Ins. Admin. Examiners	0.0	0.0	0.1
Retirement Adjustment	Nursing Care Ins. Admin. Examiners	0.0	0.0	0.1
Uses Total		337.7	420.2	424.0
Nursing Care Institution Admin/ACHMC Fund Ending Balance		207.1	134.5	159.6

Fund Number 2044 Nursing Board Fund

Link To Flow Chart

A.R.S. § 32-1611

Revenues for this fund are generated from fees charged for licensing RN/LPNs and certifying CNAs; the fund is used to pay for the licensing and registration of these professions.

		FY 2013	FY 2014	FY 2015
Sources				
Beginning Balance		1,572.0	1,978.3	2,301.3
Revenues	State Board of Nursing	4,528.5	4,609.3	4,574.7
Sources Total		6,100.5	6,587.6	6,876.0
Uses				
Operating Expenditures/Appropriations	State Board of Nursing	4,111.6	4,275.6	4,275.6
Administrative Adjustments	State Board of Nursing	10.6	10.7	0.0
HR Prorata Rate Change	State Board of Nursing	0.0	0.0	0.7
Retirement Adjustment	State Board of Nursing	0.0	0.0	1.3
Uses Total		4,122.2	4,286.3	4,277.6
Nursing Board Fund Ending Balance		1,978.3	2,301.3	2,598.4

Fund Balances and Description Table for All Non-General Funds

Fund Number 2046

Dispensing Opticians Board Fund

Link To Flow Chart

A.R.S. § 32-1686

Revenues are 90% of the fees, fines, and other revenue received by the Board, with the remaining 10% deposited to the General Fund. Funds are used to license and regulate optical establishments and opticians.

		<u>FY 2013</u>	<u>FY 2014</u>	<u>FY 2015</u>
Sources				
Beginning Balance		163.0	188.3	219.7
Revenues	State Board of Dispensing Opticians	155.4	167.2	157.4
	Sources Total	318.3	355.5	377.1
Uses				
Operating Expenditures/Appropriations	State Board of Dispensing Opticians	130.0	135.8	135.8
Rent Management Adjustment	State Board of Dispensing Opticians	0.0	0.0	0.8
	Uses Total	130.0	135.8	136.6
	Dispensing Opticians Board Fund Ending Balance	188.3	219.7	240.5

Fund Balances and Description Table for All Non-General Funds

Fund Number 2047 Telecommunication Fund for the Deaf Fund

Link To Flow Chart

A.R.S. § 36-1947

A 1.1% tax is levied on the gross income derived from providing exchange access services which connect landline phones to local telecommunications networks. Revenues are used to provide telecommunication devices and services for the Deaf, Hard of Hearing, Deaf Blind, and persons with speech difficulties. Revenues are also used to operate the Commission for the Deaf and the Hard of Hearing.

		FY 2013	FY 2014	FY 2015
Sources				
Beginning Balance		3,630.4	4,799.9	5,385.5
Revenues	Commission for the Deaf and the Hard of Hearing	4,655.0	4,491.0	4,345.6
	Sources Total	8,285.4	9,290.9	9,731.1
Uses				
Operating Expenditures/Appropriations	Commission for the Deaf and the Hard of Hearing	3,466.5	3,776.4	4,015.4
Administrative Adjustments	Commission for the Deaf and the Hard of Hearing	18.9	0.0	0.0
Expenditure/Reserve for Prior Appropriations	Commission for the Deaf and the Hard of Hearing	0.0	75.0	0.0
Rent Management Adjustment	Commission for the Deaf and the Hard of Hearing	0.0	0.0	1.3
Legislative Fund Transfers	Arizona State Schools for the Deaf and the Blind	0.0	27.0	0.0
Legislative Fund Transfers	Commission for the Deaf and the Hard of Hearing	0.0	27.0	0.0
HR Prorata Rate Change	Commission for the Deaf and the Hard of Hearing	0.0	0.0	0.2
Retirement Adjustment	Commission for the Deaf and the Hard of Hearing	0.0	0.0	0.6
	Uses Total	3,485.5	3,905.4	4,017.5
	Telecommunication Fund for the Deaf Fund Ending Balance	4,799.9	5,385.5	5,713.6

Fund Balances and Description Table for All Non-General Funds

Fund Number 2048

Osteopathic Examiners Board Fund

Link To Flow Chart

A.R.S. § 32-1805

Revenues are 90% of the fees, fines, and other revenue received by the Board, with the remaining 10% deposited to the General Fund. Funds are used to license and regulate medical physicians who practice osteopathic medicine. Licensure renewal occurs on a biennial basis.

		FY 2013	FY 2014	FY 2015
Sources				
Beginning Balance		951.9	1,140.9	1,184.5
Revenues	Arizona Board of Osteopathic Examiners	889.4	819.1	821.0
Sources Total		1,841.3	1,960.0	2,005.5
Uses				
Operating Expenditures/Appropriations	Arizona Board of Osteopathic Examiners	700.4	775.5	826.4
Rent Management Adjustment	Arizona Board of Osteopathic Examiners	0.0	0.0	5.2
HR Prorata Rate Change	Arizona Board of Osteopathic Examiners	0.0	0.0	0.1
Retirement Adjustment	Arizona Board of Osteopathic Examiners	0.0	0.0	0.2
Uses Total		700.4	775.5	831.9
Osteopathic Examiners Board Fund Ending Balance		1,140.9	1,184.5	1,173.6

Fund Number 2049

DPS Peace Officers Training Fund

Link To Flow Chart

A.R.S. § 41-1825

The fund receives 16.64% of CJEF revenues. The monies are for training costs, including the operation of the Arizona Law Enforcement Officers Academy, and grants to state agencies, cities and towns, and counties for training law enforcement officers.

		FY 2013	FY 2014	FY 2015
Sources				
Beginning Balance		1,771.8	1,893.9	596.4
Revenues	Department of Public Safety	6,844.3	6,671.6	6,671.6
Sources Total		8,616.1	8,565.5	7,268.0
Uses				
Non-Appropriated Expenditures	Department of Public Safety	6,722.2	7,918.0	7,618.0
Legislative Fund Transfers	Department of Public Safety	0.0	51.1	0.0
Retirement Adjustment	Department of Public Safety	0.0	0.0	0.9
Uses Total		6,722.2	7,969.1	7,618.9
DPS Peace Officers Training Fund Ending Balance		1,893.9	596.4	(350.9)

Note: The Department will monitor expenditures in FY 2015 to ensure a positive ending fund balance.

Fund Balances and Description Table for All Non-General Funds

Fund Number 2050 Pest Management Fund

Link To Flow Chart

A.R.S. § 32-2305

Funds are used to license and regulate professional pest control companies and conduct examinations of applicators of structural pesticides. Fees are collected for Termite Action Report Forms, certification, and licensing.

		FY 2013	FY 2014	FY 2015
Sources				
Beginning Balance		863.3	1,987.4	1,718.9
Revenues	Office of Pest Management	2,492.9	1,770.5	1,713.0
Sources Total		3,356.2	3,757.9	3,431.9
Uses				
Operating Expenditures/Appropriations	Office of Pest Management	1,368.8	2,039.0	1,700.0
Rent Management Adjustment	Office of Pest Management	0.0	0.0	7.3
HR Prorata Rate Change	Office of Pest Management	0.0	0.0	0.2
Retirement Adjustment	Office of Pest Management	0.0	0.0	0.5
Uses Total		1,368.8	2,039.0	1,708.1
Pest Management Fund Ending Balance		1,987.4	1,718.9	1,723.8

Fund Number 2051 Pesticide Fund

Link To Flow Chart

A.R.S. § 3-350

Revenues are received from registration fees on pesticides that are distributed in the state and are used to regulate pesticide handlers and to enforce pesticide labeling and use laws.

		FY 2013	FY 2014	FY 2015
Sources				
Beginning Balance		77.5	158.9	144.1
Revenues	Arizona Department of Agriculture	364.3	309.0	477.5
Sources Total		441.8	467.9	621.6
Uses				
Non-Appropriated Expenditures	Arizona Department of Agriculture	282.9	323.8	443.8
Rent Management Adjustment	Arizona Department of Agriculture	0.0	0.0	1.9
Retirement Adjustment	Arizona Department of Agriculture	0.0	0.0	0.1
Uses Total		282.9	323.8	445.9
Pesticide Fund Ending Balance		158.9	144.1	175.7

Fund Balances and Description Table for All Non-General Funds

Fund Number 2052PMA Pharmacy Board Fund

Link To Flow Chart

A.R.S. § 32-1907

Revenues are generated through licensee, permittee, and examination fees. Funds are used to license, regulate, and conduct examinations of pharmacists and issue permits to distributors of approved medications. Up to \$1.0 million can be transferred annually to the University of Arizona Poison Information Center. Up to \$350,000 can be transferred annually to the Controlled Substance Prescription Drug Monitoring Program.

		FY 2013	FY 2014	FY 2015
Sources				
Beginning Balance		2,543.1	2,396.6	3,142.4
Revenues	Arizona State Board of Pharmacy	3,047.2	3,199.6	3,359.5
	Sources Total	5,590.3	5,596.1	6,501.9
Uses				
Operating Expenditures/Appropriations	Arizona State Board of Pharmacy	1,893.8	2,103.7	2,053.3
Non-Appropriated Expenditures	Arizona State Board of Pharmacy	1,300.0	350.0	350.0
Rent Management Adjustment	Arizona State Board of Pharmacy	0.0	0.0	18.6
HR Prorata Rate Change	Arizona State Board of Pharmacy	0.0	0.0	0.3
Retirement Adjustment	Arizona State Board of Pharmacy	0.0	0.0	0.6
	Uses Total	3,193.8	2,453.7	2,422.9
	Pharmacy Board Fund Ending Balance	2,396.6	3,142.4	4,079.0

Fund Number 2053 Physical Therapy Fund

Link To Flow Chart

A.R.S. § 32-2004

Revenues are from the fees, fines and other revenues received by the Board, and are used to license and regulate physical therapists and physical therapy assistants.

		FY 2013	FY 2014	FY 2015
Sources				
Beginning Balance		404.0	743.7	418.6
Revenues	Board of Physical Therapy Examiners	677.0	108.5	670.9
	Sources Total	1,081.0	852.2	1,089.5
Uses				
Operating Expenditures/Appropriations	Board of Physical Therapy Examiners	335.8	432.6	411.9
Administrative Adjustments	Board of Physical Therapy Examiners	1.5	1.0	0.0
HR Prorata Rate Change	Board of Physical Therapy Examiners	0.0	0.0	0.1
Retirement Adjustment	Board of Physical Therapy Examiners	0.0	0.0	0.1
	Uses Total	337.3	433.6	412.1
	Physical Therapy Fund Ending Balance	743.7	418.6	677.5

Fund Balances and Description Table for All Non-General Funds

Fund Number 2054 Agriculture Dangerous Plants Fund

Link To Flow Chart

A.R.S. § 3-214.01

Revenues consist of reimbursements for cotton abatement expenses incurred by the Department. Funds are used to control, suppress, and/or eradicate noxious weeds and plant pests and diseases.

			<u>FY 2013</u>	<u>FY 2014</u>	<u>FY 2015</u>
Sources					
Beginning Balance			50.6	56.9	51.8
Revenues	Arizona Department of Agriculture		63.4	69.9	69.9
		Sources Total	114.0	126.8	121.7
Uses					
Non-Appropriated Expenditures	Arizona Department of Agriculture		57.1	75.0	75.0
		Uses Total	57.1	75.0	75.0
		Agriculture Dangerous Plants Fund Ending Balance	56.9	51.8	46.7

Fund Number 2055POA Podiatry Examiners Board Fund

Link To Flow Chart

A.R.S. § 32-806

Revenues are from the fees, fines, and other revenues received by the Board of Podiatry Examiners, and are used to license and regulate podiatrists.

			<u>FY 2013</u>	<u>FY 2014</u>	<u>FY 2015</u>
Sources					
Beginning Balance			123.9	114.8	106.5
Revenues	State Board of Podiatry Examiners		115.2	139.0	141.0
		Sources Total	239.1	253.8	247.5
Uses					
Operating Expenditures/Appropriations	State Board of Podiatry Examiners		124.3	147.3	147.3
Rent Management Adjustment	State Board of Podiatry Examiners		0.0	0.0	0.7
		Uses Total	124.3	147.3	148.0
		Podiatry Examiners Board Fund Ending Balance	114.8	106.5	99.5

Fund Balances and Description Table for All Non-General Funds

Fund Number 2056 Private Postsecondary Education Fund

Link To Flow Chart

A.R.S. § 32-3004

Revenues are from annual license filing fees paid by private postsecondary education institutions that are based on each institution's gross tuition revenues. License filing fees are used to support the regulatory activities of the State Board for Private Postsecondary Education.

			<u>FY 2013</u>	<u>FY 2014</u>	<u>FY 2015</u>
Sources					
Beginning Balance			624.0	760.9	605.2
Revenues	State Board for Private Postsecondary Education		472.3	485.5	498.6
	Sources Total		1,096.3	1,246.4	1,103.8
Uses					
Operating Expenditures/Appropriations	State Board for Private Postsecondary Education		335.3	641.2	395.6
Administrative Adjustments	State Board for Private Postsecondary Education		0.1	0.0	0.0
Rent Management Adjustment	State Board for Private Postsecondary Education		0.0	0.0	2.1
HR Prorata Rate Change	State Board for Private Postsecondary Education		0.0	0.0	0.1
Retirement Adjustment	State Board for Private Postsecondary Education		0.0	0.0	0.1
	Uses Total		335.4	641.2	398.0
Private Postsecondary Education Fund Ending Balance			760.9	605.2	705.9

Fund Balances and Description Table for All Non-General Funds

Fund Number 2057

Prosecuting Attorney Council Fund

Link To Flow Chart

A.R.S. § 41-1830

Revenues are from court penalty assessments that are deposited into the Criminal Justice Enhancement Fund. Of the assessments collected, this fund receives 3.03 percent. Other revenues may include contributions, grants, gifts, donations, services or other financial assistance from any individual, association, corporation or other organization having an interest in prosecution training, and from the United States of America and any of its agencies or instrumentalities, corporate or otherwise. Monies are used for costs of training, technical assistance for prosecuting attorneys of the state and any political subdivisions, and expenses for the operation of the Arizona prosecuting attorneys' advisory council.

		<u>FY 2013</u>	<u>FY 2014</u>	<u>FY 2015</u>
Sources				
Beginning Balance		132.2	0.6	0.0
Revenues	Attorney General - Department of Law	1,351.5	1,451.1	1,442.1
Sources Total		1,483.7	1,451.7	1,442.1
Uses				
Non-Appropriated Expenditures	Attorney General - Department of Law	1,483.1	1,442.1	1,442.1
Legislative Fund Transfers	Attorney General - Department of Law	0.0	9.6	0.0
Uses Total		1,483.1	1,451.7	1,442.1
Prosecuting Attorney Council Fund Ending Balance		0.6	0.0	0.0

Fund Balances and Description Table for All Non-General Funds

Fund Number 2058 Psychologist Examiners Board Fund

Link To Flow Chart

A.R.S. § 32-2065

Revenue is derived from applications for licensure, original licensing fees, the biennial renewal of licenses, the verification of licenses, and publication and reproduction fees. Of the revenue, 10% goes to the State General Fund, and 90% is used to license and regulate professionals in the field of psychology and behavior analysis in Arizona.

		FY 2013	FY 2014	FY 2015
Sources				
Beginning Balance		307.0	792.8	509.8
Revenues	State Board of Psychologist Examiners	829.0	92.5	829.0
Sources Total		1,136.0	885.3	1,338.8
Uses				
Operating Expenditures/Appropriations	State Board of Psychologist Examiners	343.2	375.5	421.8
Rent Management Adjustment	State Board of Psychologist Examiners	0.0	0.0	3.3
HR Prorata Rate Change	State Board of Psychologist Examiners	0.0	0.0	0.1
Retirement Adjustment	State Board of Psychologist Examiners	0.0	0.0	0.1
Uses Total		343.2	375.5	425.3
Psychologist Examiners Board Fund Ending Balance		792.8	509.8	913.6

Fund Number 2060 Automobile Theft Authority Fund

Link To Flow Chart

A.R.S. § 41-3451

Revenues include a semi-annual fee of fifty cents per vehicle insured under a motor vehicle liability insurance policy issued by the insurer. Funds are used to provide financial support to law enforcement and prosecution agencies for motor vehicle theft prosecution and prevention programs.

		FY 2013	FY 2014	FY 2015
Sources				
Beginning Balance		468.2	1,598.9	1,652.1
Revenues	Automobile Theft Authority	5,347.5	5,381.6	5,411.8
Sources Total		5,815.7	6,980.5	7,063.9
Uses				
Operating Expenditures/Appropriations	Automobile Theft Authority	4,216.8	5,297.6	5,297.6
Rent Management Adjustment	Automobile Theft Authority	0.0	0.0	5.5
Legislative Fund Transfers	Automobile Theft Authority	0.0	30.8	0.0
HR Prorata Rate Change	Automobile Theft Authority	0.0	0.0	0.1
Retirement Adjustment	Automobile Theft Authority	0.0	0.0	0.2
Uses Total		4,216.8	5,328.4	5,303.4
Automobile Theft Authority Fund Ending Balance		1,598.9	1,652.1	1,760.6

Fund Balances and Description Table for All Non-General Funds

Fund Number 2061 State Radiologic Technologist Certification Fund

Link To Flow Chart

A.R.S. § 32-2823

Funds are used to certify individuals who work in Arizona medical facilities and operate x-ray equipment and to adjudicate complaints. Revenues consist primarily of examination and licensing fees.

			<u>FY 2013</u>	<u>FY 2014</u>	<u>FY 2015</u>
Sources					
Beginning Balance			17.0	1.2	1.0
Revenues	Radiation Regulatory Agency		236.2	273.1	279.1
	Sources Total		253.2	274.3	280.1
Uses					
Operating Expenditures/Appropriations	Radiation Regulatory Agency		252.0	273.3	273.3
Retirement Adjustment	Radiation Regulatory Agency		0.0	0.0	0.1
	Uses Total		252.0	273.3	273.4
State Radiologic Technologist Certification Fund Ending Balance			1.2	1.0	6.8

Fund Number 2062 Game and Fish Conservation Dev Fund

Link To Flow Chart

A.R.S. § 17-282

Repository for surcharge collections from the sale of hunting and fishing licenses, trout stamps, and from combination fishing/hunting licenses. Monies are transferred to the Capital Improvement Fund to be used to acquire, maintain, or renovate the Department's facilities.

			<u>FY 2013</u>	<u>FY 2014</u>	<u>FY 2015</u>
Sources					
Beginning Balance			4,099.7	3,340.9	3,315.7
Revenues	Arizona Game & Fish Department		1,461.4	1,479.6	1,531.5
	Sources Total		5,561.1	4,820.5	4,847.2
Uses					
Non-Appropriated Expenditures	Arizona Game & Fish Department		2,220.1	1,504.8	1,504.8
	Uses Total		2,220.1	1,504.8	1,504.8
Game and Fish Conservation Dev Fund Ending Balance			3,340.9	3,315.7	3,342.4

Fund Balances and Description Table for All Non-General Funds

Fund Number 2064

Agriculture Seed Law Fund

[Link To Flow Chart](#)

A.R.S. § 3-234(A)

Revenues include license fees for seed dealers (not more than \$50 per year) and labelers (not more than \$500 per year). Funds are used to enforce seed sale and labeling laws.

		<u>FY 2013</u>	<u>FY 2014</u>	<u>FY 2015</u>
Sources				
Beginning Balance		31.3	65.3	100.4
Revenues	Arizona Department of Agriculture	83.0	88.4	88.4
	Sources Total	114.3	153.7	188.8
Uses				
Non-Appropriated Expenditures	Arizona Department of Agriculture	49.0	53.3	53.3
Rent Management Adjustment	Arizona Department of Agriculture	0.0	0.0	0.8
	Uses Total	49.0	53.3	54.1
	Agriculture Seed Law Fund Ending Balance	65.3	100.4	134.7

Fund Number 2065

Livestock Custody Fund

[Link To Flow Chart](#)

A.R.S. § 3-1377

Revenues include reimbursements to the Department of Agriculture for expenses incurred in the handling, feeding, care and auctioning of livestock that are stray or seized. Funds are used for costs associated with the seizure of livestock when ownership is questionable.

		<u>FY 2013</u>	<u>FY 2014</u>	<u>FY 2015</u>
Sources				
Beginning Balance		117.2	149.7	134.7
Revenues	Arizona Department of Agriculture	63.0	45.0	45.0
	Sources Total	180.2	194.7	179.7
Uses				
Non-Appropriated Expenditures	Arizona Department of Agriculture	30.5	60.0	60.0
	Uses Total	30.5	60.0	60.0
	Livestock Custody Fund Ending Balance	149.7	134.7	119.7

Fund Balances and Description Table for All Non-General Funds

Fund Number 2066

Link To Flow Chart

Special Administration Fund

A.R.S. § 23-705

The Special Administration Fund is comprised of funds received when an employer fails to file on or before the due date prescribed by Department regulation a quarterly contribution and wage report. When this occurs the employer must pay the Department for each such delinquent report, subject to waiver for good cause shown, a penalty of .1% of the total wages paid during the quarter, but neither less than \$35, nor more than \$200. The Special Administration funds are expended in support of the Department's Jobs Program to assist Cash Assistance recipients in finding work. The funds are also expended in the Unemployment Insurance (UI) Program to cover Department errors deemed not allowable under federal UI expenditure guidelines. Historically these costs to the UI program have been minimal.

		<u>FY 2013</u>	<u>FY 2014</u>	<u>FY 2015</u>
Sources				
Beginning Balance		894.9	5,983.0	7,808.3
Revenues	Department of Economic Security	6,218.0	4,663.3	4,010.4
	Sources Total	7,112.9	10,646.3	11,818.7
Uses				
Operating Expenditures/Appropriations	Department of Economic Security	1,129.9	2,829.9	2,829.9
Legislative Fund Transfers	Department of Economic Security	0.0	8.1	0.0
Retirement Adjustment	Department of Economic Security	0.0	0.0	0.7
	Uses Total	1,129.9	2,838.0	2,830.6
	Special Administration Fund Ending Balance	5,983.0	7,808.3	8,988.2

Fund Balances and Description Table for All Non-General Funds

Fund Number 2068 Attorney General CJEF Distributions Fund

Link To Flow Chart

A.R.S. § 41-2401

Revenues are from court penalty assessments that are deposited into the Criminal Justice Enhancement Fund. Of the assessments collected, the Attorney General receives 9.35% for allocation to county attorneys for the purpose of enhancing prosecutorial efforts.

		FY 2013	FY 2014	FY 2015
Sources				
Beginning Balance		0.0	0.0	0.0
Revenues	Attorney General - Department of Law	3,844.9	3,991.2	3,962.1
Sources Total		3,844.9	3,991.2	3,962.1
Uses				
Non-Appropriated Expenditures	Attorney General - Department of Law	3,844.9	3,962.1	3,962.1
Legislative Fund Transfers	Attorney General - Department of Law	0.0	29.1	0.0
Uses Total		3,844.9	3,991.2	3,962.1
Attorney General CJEF Distributions Fund Ending Balance		0.0	0.0	0.0

Fund Number 2069 Revenue Income Tax Fund

Link To Flow Chart

A.R.S. § 42-1117

Revenues in the fund are transfers in from the State General Fund and are used to provide income tax refunds.

		FY 2013	FY 2014	FY 2015
Sources				
Beginning Balance		290.7	143.6	143.6
Revenues	Department of Revenue	(147.1)	0.0	0.0
Sources Total		143.6	143.6	143.6
Uses				
Uses Total		0.0	0.0	0.0
Revenue Income Tax Fund Ending Balance		143.6	143.6	143.6

Fund Balances and Description Table for All Non-General Funds

Fund Number 2070

Technical Registration Board Fund

[Link To Flow Chart](#)

A.R.S. § 32-109

Funds are used to license, investigate, and conduct examinations of architects, assayers, engineers, geologists, land surveyors, and landscape architects. Revenues consist primarily of licensing fees.

		<u>FY 2013</u>	<u>FY 2014</u>	<u>FY 2015</u>
Sources				
Beginning Balance		1,360.0	1,428.2	1,158.7
Revenues	State Board of Technical Registration	1,835.3	1,850.0	1,850.0
Sources Total		3,195.3	3,278.2	3,008.7
Uses				
Operating Expenditures/Appropriations	State Board of Technical Registration	1,767.1	2,119.5	2,119.5
HR Prorata Rate Change	State Board of Technical Registration	0.0	0.0	0.3
Retirement Adjustment	State Board of Technical Registration	0.0	0.0	0.6
Uses Total		1,767.1	2,119.5	2,120.4
Technical Registration Board Fund Ending Balance		1,428.2	1,158.7	888.3

Fund Number 2071

Transportation Department Equipment Fund

[Link To Flow Chart](#)

A.R.S. § 28-7006

The fund is primarily funded by charges it collects from the various divisions of the Department of Transportation for renting vehicles and equipment. In turn, the receipts collected are used to maintain and replace the Agency's inventory of automobiles, trucks, heavy equipment, and other field equipment.

		<u>FY 2013</u>	<u>FY 2014</u>	<u>FY 2015</u>
Sources				
Beginning Balance		637.9	416.6	(9,082.0)
Revenues	Department of Transportation	17,712.6	17,694.9	17,694.9
Sources Total		18,350.5	18,111.5	8,612.9
Uses				
Operating Expenditures/Appropriations	Department of Transportation	17,916.9	27,001.5	18,501.5
Non-Appropriated Expenditures	Department of Transportation	17.0	0.0	0.0
Legislative Fund Transfers	Department of Transportation	0.0	192.0	0.0
HR Prorata Rate Change	Department of Transportation	0.0	0.0	2.6
Retirement Adjustment	Department of Transportation	0.0	0.0	5.5
Uses Total		17,933.9	27,193.5	18,509.6
Transportation Department Equipment Fund Ending Balance		416.6	(9,082.0)	(9,896.7)

Note: Revenue may be less than the appropriation each year. Spending will be limited to the amount of revenue actually generated, if less than the amount appropriated.

Fund Balances and Description Table for All Non-General Funds

Fund Number 2075 **Supreme Court CJEF Disbursements Fund**

Link To Flow Chart

A.R.S. § 12-116.01

The fund receives funds through appropriations from the legislature and grants from public and private sources, usually from the Arizona Criminal Justice Commission's Drug and Gang Enforcement Account. It is used to enhance the ability of the courts to process criminal and delinquency cases; for programs designed to reduce juvenile crime; and to process drug offenses.

		FY 2013	FY 2014	FY 2015
Sources				
Beginning Balance		5,520.7	5,947.0	3,217.7
Revenues	Judiciary	8,804.6	8,416.8	8,416.8
Sources Total		14,325.3	14,363.8	11,634.5
Uses				
Operating Expenditures/Appropriations	Judiciary	7,016.5	10,006.7	10,006.7
Administrative Adjustments	Judiciary	(319.9)	(300.0)	0.0
Non-Appropriated Expenditures	Judiciary	1,606.7	1,364.4	1,364.4
Legislative Fund Transfers	Judiciary	75.0	75.0	0.0
Retirement Adjustment	Judiciary	0.0	0.0	0.3
Uses Total		8,378.3	11,146.1	11,371.4
Supreme Court CJEF Disbursements Fund Ending Balance		5,947.0	3,217.7	263.1

Fund Number 2076 **Utility Siting Fund**

Link To Flow Chart

A.R.S. § 40-360.09

Funds come from fees paid for applications to the Line Siting Committee for proposed and expanded power plants and transmission lines. Funds are used for costs incurred by the Line Siting Committee in connection with the activities of the Committee.

		FY 2013	FY 2014	FY 2015
Sources				
Beginning Balance		48.8	12.2	12.2
Revenues	Corporation Commission	13.8	0.0	0.0
Sources Total		62.6	12.2	12.2
Uses				
Non-Appropriated Expenditures	Corporation Commission	50.4	0.0	0.0
Uses Total		50.4	0.0	0.0
Utility Siting Fund Ending Balance		12.2	12.2	12.2

Fund Balances and Description Table for All Non-General Funds

Fund Number 2077 **Veterans' Conservatorship Fund**

Link To Flow Chart

A.R.S. § 14-5414

This fund receives revenues from fees charged for fiduciary services provided to clients. The statutory cap of 5% on conservator fees charged by the Department of Veteran Services restricts the self-sufficiency capability; however, legislation allows the Department of Veteran Services to have priority of first refusal for indigent veterans allowing them to build a stronger and better paying client base. Conservator services to indigent veterans can also be provided by the County fiduciaries. Funds are used to provide financial guardian and conservatorship services to incapacitated veterans.

		<u>FY 2013</u>	<u>FY 2014</u>	<u>FY 2015</u>
Sources				
Beginning Balance		2.3	14.5	14.5
Revenues	Department of Veterans' Services	509.7	906.3	906.3
	Sources Total	512.0	920.8	920.8
Uses				
Operating Expenditures/Appropriations	Department of Veterans' Services	497.5	906.3	906.3
HR Prorata Rate Change	Department of Veterans' Services	0.0	0.0	0.1
Retirement Adjustment	Department of Veterans' Services	0.0	0.0	0.3
	Uses Total	497.5	906.3	906.7
	Veterans' Conservatorship Fund Ending Balance	14.5	14.5	14.1

Note: Revenue may be less than the appropriation each year. Spending will be limited to the amount of revenue actually generated, if less than the amount appropriated.

Fund Balances and Description Table for All Non-General Funds

Fund Number 2078 **Veterinary Medical Examiners Board Fund**

Link To Flow Chart

A.R.S. § 32-2205

Revenues consist primarily of license and applications fees. Funds are used to license and regulate veterinarians, veterinary technicians, and veterinary premises.

		FY 2013	FY 2014	FY 2015
Sources				
Beginning Balance		808.2	1,450.8	1,091.7
Revenues	State Veterinary Medical Examining Board	1,063.2	124.3	1,104.0
Sources Total		1,871.4	1,575.1	2,195.7
Uses				
Operating Expenditures/Appropriations	State Veterinary Medical Examining Board	420.6	483.4	591.1
Rent Management Adjustment	State Veterinary Medical Examining Board	0.0	0.0	3.6
HR Prorata Rate Change	State Veterinary Medical Examining Board	0.0	0.0	0.1
Retirement Adjustment	State Veterinary Medical Examining Board	0.0	0.0	0.2
Uses Total		420.6	483.4	594.9
Veterinary Medical Examiners Board Fund Ending Balance		1,450.8	1,091.7	1,600.7

Fund Number 2079 **Watercraft Licensing Fund**

Link To Flow Chart

A.R.S. § 5-323

Revenues are generated from registration fees and licensing taxes of watercraft. Subject to legislative appropriation, the fund is used to administer and enforce boating laws and provide educational programs on boat safety.

		FY 2013	FY 2014	FY 2015
Sources				
Beginning Balance		1,276.7	2,322.8	2,067.0
Revenues	Arizona Game & Fish Department	4,213.9	4,300.0	4,300.0
Sources Total		5,490.6	6,622.8	6,367.0
Uses				
Operating Expenditures/Appropriations	Arizona Game & Fish Department	3,106.3	4,555.8	4,555.8
Capital Expenditures/Appropriations	Arizona Game & Fish Department	61.5	0.0	0.0
HR Prorata Rate Change	Arizona Game & Fish Department	0.0	0.0	0.3
Retirement Adjustment	Arizona Game & Fish Department	0.0	0.0	10.0
Uses Total		3,167.8	4,555.8	4,566.2
Watercraft Licensing Fund Ending Balance		2,322.8	2,067.0	1,800.9

Fund Balances and Description Table for All Non-General Funds

Fund Number 2080

Game and Fish Wildlife Theft Prevention Fund

[Link To Flow Chart](#)

A.R.S. § 17-315

Consists of monies collected from fines or damage assessments resulting from violations of Title 17. (Game and Fish). The Fund is not subject to annual appropriation and is used for crime prevention on wildlife such as poaching and to finance reward payments to persons providing information about illegal wildlife activities.

		FY 2013	FY 2014	FY 2015
Sources				
Beginning Balance		85.7	59.7	31.7
Revenues	Arizona Game & Fish Department	137.2	137.9	137.9
	Sources Total	222.9	197.6	169.6
Uses				
Non-Appropriated Expenditures	Arizona Game & Fish Department	163.2	165.9	165.9
Retirement Adjustment	Arizona Game & Fish Department	0.0	0.0	0.6
	Uses Total	163.2	165.9	166.5
Game and Fish Wildlife Theft Prevention Fund Ending Balance		59.7	31.7	3.1

Fund Number 2081

Fertilizer Materials Fund

[Link To Flow Chart](#)

A.R.S. § 3-261 et seq

Revenues include license fees of \$125 for each separate place of business used in the manufacture of commercial fertilizers in this state. \$25 for each year of the license term shall be allocated to this fund and \$100 shall be deposited in the water quality assurance revolving fund. Revenues also include an inspection fee at the rate of twenty cents per ton on commercial fertilizers distributed in this state. Funds are used to enforce labeling requirements and other laws related to fertilizer products.

		FY 2013	FY 2014	FY 2015
Sources				
Beginning Balance		133.0	170.5	168.5
Revenues	Arizona Department of Agriculture	329.6	324.9	324.9
	Sources Total	462.6	495.4	493.4
Uses				
Non-Appropriated Expenditures	Arizona Department of Agriculture	292.1	326.9	326.9
Rent Management Adjustment	Arizona Department of Agriculture	0.0	0.0	2.0
Retirement Adjustment	Arizona Department of Agriculture	0.0	0.0	0.1
	Uses Total	292.1	326.9	329.0
Fertilizer Materials Fund Ending Balance		170.5	168.5	164.4

Fund Balances and Description Table for All Non-General Funds

Fund Number 2082

DEQ Emissions Inspection Fund

Link To Flow Chart

A.R.S. § 49-544

Revenues consist of monies appropriated by the Legislature, receipts from issuance of certificates to owners of fleet emissions stations, and reimbursements from contractors. The fund supports the operations, testing, and administration of the vehicle emission testing program.

		FY 2013	FY 2014	FY 2015
Sources				
Beginning Balance		9,160.7	11,998.4	19,014.9
Revenues	Department of Environmental Quality	39,927.2	38,800.0	30,460.3
Sources Total		49,087.9	50,798.4	49,475.2
Uses				
Operating Expenditures/Appropriations	Department of Environmental Quality	26,786.4	26,592.3	29,092.3
Operating Expenditures/Appropriations	Arizona Department of Administration	0.0	0.0	6,800.0
Administrative Adjustments	Department of Environmental Quality	303.2	0.0	0.0
Legislative Fund Transfers	Department of Environmental Quality	10,000.0	5,191.2	0.0
HR Prorata Rate Change	Department of Environmental Quality	0.0	0.0	0.3
Retirement Adjustment	Department of Environmental Quality	0.0	0.0	0.6
Uses Total		37,089.5	31,783.5	35,893.2
DEQ Emissions Inspection Fund Ending Balance		11,998.4	19,014.9	13,582.0

Fund Number 2083

Beef Council Fund

Link To Flow Chart

A.R.S. § 3-1236

Revenues include an amount not to exceed one dollar per head on cattle that is collected from producers when brand inspections are done. Funds are used for promotion of beef and beef products and development of new markets through such promotion. The council may not use more than 5% for administration purposes.

		FY 2013	FY 2014	FY 2015
Sources				
Beginning Balance		10.8	15.0	0.0
Revenues	Arizona Department of Agriculture	280.9	260.0	275.0
Sources Total		291.7	275.0	275.0
Uses				
Non-Appropriated Expenditures	Arizona Department of Agriculture	276.7	275.0	275.0
Uses Total		276.7	275.0	275.0
Beef Council Fund Ending Balance		15.0	0.0	0.0

Fund Balances and Description Table for All Non-General Funds

Fund Number 2084 Grants and Special Revenues Fund

Link To Flow Chart

A.R.S. § 35-142

The grant and special revenue fund consists of primarily Federal, State, Local and private grants which are restricted in their use to specific activities consistent with the purpose of the grant.

		FY 2013	FY 2014	FY 2015
Sources				
Beginning Balance		15,097.7	17,241.5	8,505.8
Revenues	Judiciary	17,809.3	16,296.0	16,528.1
Sources Total		32,907.0	33,537.5	25,033.9
Uses				
Administrative Adjustments	Judiciary	0.6	0.0	0.0
Non-Appropriated Expenditures	Judiciary	15,664.9	25,031.7	25,031.7
Retirement Adjustment	Judiciary	0.0	0.0	2.2
Uses Total		15,665.5	25,031.7	25,033.9
Grants and Special Revenues Fund Ending Balance		17,241.5	8,505.8	0.0

Fund Number 2085 DPS Joint Fund

Link To Flow Chart

A.R.S. § 35-142 (E)

This fund is a control fund through which other DPS funds are passed.

		FY 2013	FY 2014	FY 2015
Sources				
Beginning Balance		1,644.3	1,644.3	1,644.3
Sources Total		1,644.3	1,644.3	1,644.3
Uses				
Uses Total		0.0	0.0	0.0
DPS Joint Fund Ending Balance		1,644.3	1,644.3	1,644.3

Fund Balances and Description Table for All Non-General Funds

Fund Number 2087 Emergency Management Training Fund

Link To Flow Chart

A.R.S. § 26-305

Revenues include monies received from fees collected by the Emergency Management division for coordinating symposiums, training conferences and seminars. Funds are used to prepare for and coordinate those emergency management activities which may be required to reduce the impact of disaster on persons or property.

	FY 2013	FY 2014	FY 2015
Sources			
Beginning Balance	2.1	2.1	2.1
Sources Total	2.1	2.1	2.1
Uses			
Uses Total	0.0	0.0	0.0
Emergency Management Training Fund Ending Balance	2.1	2.1	2.1

Fund Number 2088 Corrections Fund

Link To Flow Chart

A.R.S. § 41-1641

Revenue from alcohol and tobacco taxes is used for the construction, maintenance, and operation of state prisons and juvenile corrections facilities.

	FY 2013	FY 2014	FY 2015
Sources			
Beginning Balance	102,732.4	102,626.7	100,812.2
Revenues	Department of Revenue	29,728.1	29,728.1
Sources Total	132,460.5	132,354.8	130,540.3
Uses			
Operating Expenditures/Appropriations	Arizona Department of Administration	449.8	572.9
Operating Expenditures/Appropriations	Department of Corrections	29,384.0	30,017.6
Legislative Fund Transfers	Arizona Department of Administration	0.0	4.0
Legislative Fund Transfers	Department of Corrections	0.0	948.1
HR Prorata Rate Change	Arizona Department of Administration	0.0	0.0
Retirement Adjustment	Arizona Department of Administration	0.0	0.0
Uses Total	29,833.8	31,542.6	30,590.7
Corrections Fund Ending Balance	102,626.7	100,812.2	99,949.6

Fund Balances and Description Table for All Non-General Funds

Fund Number 2090

Disease Control Research Fund

Link To Flow Chart

A.R.S. § 36-274

Revenues to the fund consist of monies received from the State Lottery, funds appropriated by the state legislature, interest income, and any gifts, contributions, or other monies received by the Commission. Funds are awarded to medical research contracts focused on the causes, prevention, and treatment of disease.

		<u>FY 2013</u>	<u>FY 2014</u>	<u>FY 2015</u>
Sources				
Beginning Balance		5,002.0	4,977.4	4,952.8
Revenues	Department of Health Services	2,438.1	2,438.1	2,438.1
	Sources Total	7,440.1	7,415.5	7,390.9
Uses				
Non-Appropriated Expenditures	Department of Health Services	2,462.7	2,462.7	2,462.7
HR Prorata Rate Change	Department of Health Services	0.0	0.0	0.1
Retirement Adjustment	Department of Health Services	0.0	0.0	0.1
	Uses Total	2,462.7	2,462.7	2,462.8
	Disease Control Research Fund Ending Balance	4,977.4	4,952.8	4,928.1

Fund Balances and Description Table for All Non-General Funds

Fund Number 2091 **Child Support Enforcement Administration Fund**

Link To Flow Chart

42.U.S.C. § 657

The state has the responsibility to collect payments made to former Cash Assistance recipients. The algorithm for distributing those funds includes the retention of funds to assist in the operation of the state's child support program. In addition, this fund includes federal Title IV-D funds received from the U.S. Department of Health and Human Services. The funds are used in support of the operation of the state's child support enforcement program.

			<u>FY 2013</u>	<u>FY 2014</u>	<u>FY 2015</u>
Sources					
Beginning Balance			2,890.4	2,911.0	(3,272.4)
Revenues	Department of Economic Security		42,628.9	51,001.8	50,801.8
	Sources Total		45,519.3	53,912.8	47,529.4
Uses					
Operating Expenditures/Appropriations	Department of Economic Security		10,049.3	16,787.4	16,787.4
Non-Appropriated Expenditures	Department of Economic Security		32,559.0	40,397.8	40,397.8
Rent Management Adjustment	Department of Economic Security		0.0	0.0	7.0
Retirement Adjustment	Department of Economic Security		0.0	0.0	14.8
	Uses Total		42,608.3	57,185.2	57,207.0
	Child Support Enforcement Administration Fund Ending Balance		2,911.0	(3,272.4)	(9,677.5)

Note: Planned expenditures are estimated to be at the appropriated level and exceed available cash balances. The program anticipates spending down all of the funds carried forward into 2014 and will take the necessary steps to ensure that expenditures remain in line with available funding.

Fund Balances and Description Table for All Non-General Funds

Fund Number 2093 Economic Security CPA Investments Fund

Link To Flow Chart

A.R.S. § 4-116

The Department of Mental Retardation (now Division of Developmental Disabilities) Capital Investment Fund receives all club liquor application and license fees from certain veterans' clubs, local units of national fraternal organizations, golf clubs, social clubs, and airline clubs where the sale of liquor for consumption on the premises is made to members only. The Department's Division of Developmental Disabilities may expend the funds for buildings, equipment, or other capital investments.

		FY 2013	FY 2014	FY 2015
Sources				
Beginning Balance		289.7	346.8	174.8
Revenues	Department of Economic Security	57.1	54.2	51.5
	Sources Total	346.8	401.0	226.3
Uses				
Non-Appropriated Expenditures	Department of Economic Security	0.0	226.2	226.2
	Uses Total	0.0	226.2	226.2
	Economic Security CPA Investments Fund Ending Balance	346.8	174.8	0.1

Fund Number 2096 Health Research Fund

Link To Flow Chart

A.R.S. § 36-275

Fund monies come from 5% of the Tobacco Tax and Health Care Fund revenues and 5% of the Tobacco Products Fund revenues and are used for a wide variety of medical research studies including basic scientific research, translational research, and clinical research.

		FY 2013	FY 2014	FY 2015
Sources				
Beginning Balance		3,395.1	1,573.3	786.7
Revenues	Department of Health Services	8,123.8	8,123.8	8,123.8
	Sources Total	11,518.9	9,697.1	8,910.5
Uses				
Operating Expenditures/Appropriations	Department of Health Services	1,000.0	1,000.0	1,000.0
Non-Appropriated Expenditures	Department of Health Services	8,945.6	7,910.4	7,910.4
HR Prorata Rate Change	Department of Health Services	0.0	0.0	0.1
Retirement Adjustment	Department of Health Services	0.0	0.0	0.1
	Uses Total	9,945.6	8,910.4	8,910.5
	Health Research Fund Ending Balance	1,573.3	786.7	0.0

Fund Balances and Description Table for All Non-General Funds

Fund Number 2097

ADOT Federal Programs Fund

[Link To Flow Chart](#)

A.R.S. § 35-142

Revenues consist of a variety of federal grants that are non-federal aid highway in nature. Grants include: Federal Highway Materials Program, Federal Highway Fatality File and Federal Transit Planning Assistance.

		<u>FY 2013</u>	<u>FY 2014</u>	<u>FY 2015</u>
Sources				
Beginning Balance		1,392.0	1,031.1	1,303.1
Revenues	Department of Transportation	20,170.4	22,000.0	22,000.0
	Sources Total	21,562.4	23,031.1	23,303.1
Uses				
Non-Appropriated Expenditures	Department of Transportation	20,531.3	21,728.0	21,728.0
HR Prorata Rate Change	Department of Transportation	0.0	0.0	0.3
Retirement Adjustment	Department of Transportation	0.0	0.0	0.5
	Uses Total	20,531.3	21,728.0	21,728.7
	ADOT Federal Programs Fund Ending Balance	1,031.1	1,303.1	1,574.3

Fund Number 2104

Freedom Academy

[Link To Flow Chart](#)

Revenues to the Freedom Academy fund come from donations for drug prevention and interdiction programs directed at youth. This fund is no longer used.

		<u>FY 2013</u>	<u>FY 2014</u>	<u>FY 2015</u>
Sources				
Beginning Balance		3.6	3.6	0.0
	Sources Total	3.6	3.6	0.0
Uses				
Non-Appropriated Expenditures	Department of Emergency and Military Affairs	0.0	3.6	0.0
	Uses Total	0.0	3.6	0.0
	Freedom Academy Ending Balance	3.6	0.0	0.0

Fund Balances and Description Table for All Non-General Funds

Fund Number 2105 State Lake Improvement Fund

Link To Flow Chart

A.R.S. § 5-382

Revenues consist of a portion of the motor vehicle fuel taxes, a portion of monies from the watercraft license tax, and interest earned on the fund. Arizona State Parks Board monitors the fund to plan and administer the State Lake Improvement Fund (SLIF) and the Law Enforcement and Boating Safety Fund programs. Monies are used for projects at boating sites, including launching ramps, parking areas, lake improvement and construction, campgrounds, and acquisition of property to provide access to boating sites.

		FY 2013	FY 2014	FY 2015
Sources				
Beginning Balance		4,416.6	5,802.2	3,934.9
Revenues	State Parks Board	4,973.2	6,575.0	7,325.0
Sources Total		9,389.8	12,377.2	11,259.9
Uses				
Non-Appropriated Expenditures	State Parks Board	3,587.6	8,400.0	8,400.0
Rent Management Adjustment	State Parks Board	0.0	0.0	45.3
Legislative Fund Transfers	State Parks Board	0.0	42.3	0.0
HR Prorata Rate Change	State Parks Board	0.0	0.0	0.4
Retirement Adjustment	State Parks Board	0.0	0.0	4.6
Uses Total		3,587.6	8,442.3	8,450.3
State Lake Improvement Fund Ending Balance		5,802.2	3,934.9	2,809.5

Fund Balances and Description Table for All Non-General Funds

Fund Number 2106

Navajo Camp Fund

Link To Flow Chart

A.R.S. § 26-152

Revenues consist of monies received from storage of commodities and services provided as approved by the adjutant general. Funds are used for the operation, maintenance, capital improvements and personal services necessary for the national guard to operate a regional training site and storage facility at Bellemont.

		FY 2013	FY 2014	FY 2015
Sources				
Beginning Balance		2,780.8	6,730.0	6,710.8
Revenues	Department of Emergency and Military Affairs	12,579.7	15,974.9	15,974.9
Sources Total		15,360.5	22,704.9	22,685.7
Uses				
Non-Appropriated Expenditures	Department of Emergency and Military Affairs	8,630.5	15,994.1	10,603.2
HR Prorata Rate Change	Department of Emergency and Military Affairs	0.0	0.0	1.3
Retirement Adjustment	Department of Emergency and Military Affairs	0.0	0.0	3.1
Uses Total		8,630.5	15,994.1	10,607.6
Navajo Camp Fund Ending Balance		6,730.0	6,710.8	12,078.0

Fund Number 2107

State Education Fund for Correctional Education Fund

Link To Flow Chart

A.R.S. § 15-1372

Revenue is received from state equalization aid, federal grants, and other monies and is used for educating minors incarcerated in state prisons.

		FY 2013	FY 2014	FY 2015
Sources				
Beginning Balance		362.7	590.6	791.0
Revenues	Department of Corrections	679.7	720.3	720.3
Sources Total		1,042.4	1,310.9	1,511.3
Uses				
Operating Expenditures/Appropriations	Department of Corrections	451.8	516.2	517.9
Legislative Fund Transfers	Department of Corrections	0.0	3.7	0.0
HR Prorata Rate Change	Department of Corrections	0.0	0.0	0.1
Retirement Adjustment	Department of Corrections	0.0	0.0	0.1
Uses Total		451.8	519.9	518.1
State Education Fund for Correctional Education Fund Ending Balance		590.6	791.0	993.2

Fund Balances and Description Table for All Non-General Funds

Fund Number 2108

Safety Enforcement and Transportation Infrastructure Fund

Link To Flow Chart

A.R.S. § 28-6547

Consists of various fees assessed at the ports of entry. The fund provides monies for the enforcement of vehicle safety requirements within 25 miles of the Arizona/Mexico border, maintenance of transportation facilities within 25 miles of the border and any improvements to the North American Free Trade Agreement corridor.

		<u>FY 2013</u>	<u>FY 2014</u>	<u>FY 2015</u>
Sources				
Beginning Balance		1,376.4	961.6	407.6
Revenues	Department of Transportation	2,962.9	2,917.2	2,913.0
Sources Total		4,339.3	3,878.8	3,320.6
Uses				
Operating Expenditures/Appropriations	Department of Transportation	1,878.3	1,880.5	1,880.5
Operating Expenditures/Appropriations	Department of Public Safety	1,499.4	1,566.3	1,566.3
Legislative Fund Transfers	Department of Transportation	0.0	13.5	0.0
Legislative Fund Transfers	Department of Public Safety	0.0	10.9	0.0
HR Prorata Rate Change	Department of Transportation	0.0	0.0	0.2
Retirement Adjustment	Department of Transportation	0.0	0.0	0.5
Uses Total		3,377.7	3,471.2	3,447.5
Safety Enforcement and Transportation Infrastructure Fund Ending Balance		961.6	407.6	(126.9)

Note: The Department will manage expenditures to ensure a positive ending balance.

Fund Balances and Description Table for All Non-General Funds

Fund Number 2110 **Arizona Water Banking Fund**

Link To Flow Chart

A.R.S. § 45-2425

The fund receives revenue from fees associated with the purchase, lease, storage, accreditation, and delivery of Colorado River water to municipalities and industrial users. The fund is used to purchase and store the unused portion of Arizona's Colorado River water allotment.

		FY 2013	FY 2014	FY 2015
Sources				
Beginning Balance		3,594.5	5,341.0	5,440.3
Revenues	Department of Water Resources	6,490.1	6,468.0	6,468.0
	Sources Total	10,084.6	11,809.0	11,908.3
Uses				
Non-Appropriated Expenditures	Department of Water Resources	4,743.6	6,332.8	6,332.8
Legislative Fund Transfers	Department of Water Resources	0.0	35.9	0.0
HR Prorata Rate Change	Department of Water Resources	0.0	0.0	0.1
Retirement Adjustment	Department of Water Resources	0.0	0.0	0.1
	Uses Total	4,743.6	6,368.7	6,333.0
	Arizona Water Banking Fund Ending Balance	5,341.0	5,440.3	5,575.3

Fund Number 2111 **Boating Safety Fund**

Link To Flow Chart

A.R.S. § 5-383

Revenues consist of 46.75% of the watercraft license tax collected by the Game and Fish Department. The fund provides grants to county governments for boating law enforcement, personnel, equipment, and training. The annual appropriation is an estimate and is adjusted as necessary to reflect the actual amount credited to the Fund.

		FY 2013	FY 2014	FY 2015
Sources				
Beginning Balance		0.0	0.0	0.0
Revenues	State Treasurer	2,183.8	2,183.8	2,183.8
	Sources Total	2,183.8	2,183.8	2,183.8
Uses				
Operating Expenditures/Appropriations	State Treasurer	2,183.8	2,183.8	2,183.8
	Uses Total	2,183.8	2,183.8	2,183.8
	Boating Safety Fund Ending Balance	0.0	0.0	0.0

Fund Balances and Description Table for All Non-General Funds

Fund Number 2113 **Arizona Federal/State Inspection Fund**

Link To Flow Chart

A.R.S. § 3-499

Revenues include inspection fees for shipping point and terminal market inspections of fresh fruit, vegetables and other products at the Nogales port of entry pursuant to a cooperative agreements with the United States department of agriculture. Funds are used by the department for work conducted under, and related expenses prescribed by, the cooperative agreement.

		FY 2013	FY 2014	FY 2015
Sources				
Beginning Balance		1,193.0	1,185.8	770.6
Revenues	Arizona Department of Agriculture	2,889.9	2,559.5	2,559.5
	Sources Total	4,082.9	3,745.3	3,330.1
Uses				
Non-Appropriated Expenditures	Arizona Department of Agriculture	2,897.1	2,974.7	2,974.7
Rent Management Adjustment	Arizona Department of Agriculture	0.0	0.0	1.3
HR Prorata Rate Change	Arizona Department of Agriculture	0.0	0.0	0.4
Retirement Adjustment	Arizona Department of Agriculture	0.0	0.0	1.0
	Uses Total	2,897.1	2,974.7	2,977.4
	Arizona Federal/State Inspection Fund Ending Balance	1,185.8	770.6	352.7

Fund Number 2114 **Arizona Property and Casualty Insurance Guarantee Fund**

Link To Flow Chart

A.R.S. § 20-662

Revenues from the estates of insolvent property and casualty insurers and from assessments made against solvent insurers are used to pay the liabilities of insolvent property and casualty insurers that are approved by the Board subject to limitations established in law.

		FY 2013	FY 2014	FY 2015
Sources				
Beginning Balance		74.8	0.1	0.1
Revenues	Department of Insurance	1,093.1	635.0	635.0
	Sources Total	1,167.9	635.1	635.1
Uses				
Non-Appropriated Expenditures	Department of Insurance	1,167.8	635.0	635.0
Retirement Adjustment	Department of Insurance	0.0	0.0	0.1
	Uses Total	1,167.8	635.0	635.1
	Arizona Property and Casualty Insurance Guarantee Fund Ending Balance	0.1	0.1	0.0

Fund Balances and Description Table for All Non-General Funds

Fund Number 2115

State Library Fund

[Link To Flow Chart](#)

A.R.S. § 41-1336

Deposits into the State Library Fund come mainly as donations from both public and private parties and are used as specified by the donor -- often for distribution to libraries and cultural institutions statewide. Non-donation receipts support a small portion of Library operations.

		FY 2013	FY 2014	FY 2015
Sources				
Beginning Balance		1,667.9	1,264.9	1,134.6
Revenues	Department of State - Secretary of State	221.1	221.1	221.1
	Sources Total	1,889.0	1,486.0	1,355.7
Uses				
Non-Appropriated Expenditures	Department of State - Secretary of State	624.1	351.4	351.4
	Uses Total	624.1	351.4	351.4
	State Library Fund Ending Balance	1,264.9	1,134.6	1,004.3

Fund Number 2116

Arizona Commission on the Arts Fund

[Link To Flow Chart](#)

A.R.S. § 41-983

This fund is made up primarily of private grants designated to provide grants to other arts and educational organizations. Revenues from conference and workshop registration fees are also collected in this fund and used to host those events.

		FY 2013	FY 2014	FY 2015
Sources				
Beginning Balance		58.5	18.8	68.4
Revenues	Arizona Commission on the Arts	85.5	1,080.4	80.4
	Sources Total	143.9	1,099.2	148.8
Uses				
Non-Appropriated Expenditures	Arizona Commission on the Arts	125.2	1,030.8	30.8
Rent Management Adjustment	Arizona Commission on the Arts	0.0	0.0	3.4
	Uses Total	125.2	1,030.8	34.2
	Arizona Commission on the Arts Fund Ending Balance	18.8	68.4	114.6

Fund Balances and Description Table for All Non-General Funds

Fund Number 2119 Community Punishment Program Fines Fund

Link To Flow Chart

A.R.S. § 12-299.01

The Community Punishment Program Fines Fund receives 2.13% of collected CJEF monies. The fund distributes monies to the superior court in each county for drug treatment programs/services for adult probationers.

		FY 2013	FY 2014	FY 2015
Sources				
Beginning Balance		160.5	185.9	188.0
Revenues	Judiciary	32.4	32.9	32.9
Sources Total		192.9	218.8	220.9
Uses				
Non-Appropriated Expenditures	Judiciary	7.0	30.8	30.8
Uses Total		7.0	30.8	30.8
Community Punishment Program Fines Fund Ending Balance		185.9	188.0	190.1

Fund Number 2120 AHCCCS Fund

Link To Flow Chart

A.R.S. § 36-2913

The fund consists of federal match for Title XIX programs. In the actual year, funds also include the county portion of state match.

		FY 2013	FY 2014	FY 2015
Sources				
Beginning Balance		4,651.8	12,086.5	12,086.5
Revenues	Arizona Health Care Cost Containment System	4,211,353.3	4,734,207.9	6,401,581.7
Sources Total		4,216,005.1	4,746,294.4	6,413,668.2
Uses				
Non-Appropriated Expenditures	Arizona Health Care Cost Containment System	4,203,918.5	4,734,207.9	6,401,752.1
Rent Management Adjustment	Arizona Health Care Cost Containment System	0.0	0.0	1.1
HR Prorata Rate Change	Arizona Health Care Cost Containment System	0.0	0.0	7.1
Retirement Adjustment	Arizona Health Care Cost Containment System	0.0	0.0	14.9
Uses Total		4,203,918.5	4,734,207.9	6,401,775.1
AHCCCS Fund Ending Balance		12,086.5	12,086.5	11,893.1

Fund Balances and Description Table for All Non-General Funds

Fund Number 2122

Lottery Fund

Link To Flow Chart

A.R.S. § 5-521

Revenues are derived from Lottery sales and are used for Arizona Lottery operating costs and distributed to beneficiaries in accordance to A.R.S. § 5-522 and 5-572.

		<u>FY 2013</u>	<u>FY 2014</u>	<u>FY 2015</u>
Sources				
Beginning Balance		7,452.4	31,826.2	30,384.6
Revenues	Arizona Department of Administration	154.6	1.7	0.0
Revenues	Arizona State Lottery Commission	692,992.0	731,955.0	731,955.0
Revenues	Department of Gaming	300.0	300.0	300.0
	Sources Total	700,899.0	764,082.9	762,639.6
Uses				
Operating Expenditures/Appropriations	Arizona State Lottery Commission	65,519.4	99,360.2	101,795.5
Operating Expenditures/Appropriations	Department of Gaming	300.0	300.0	300.0
Operating Expenditures/Appropriations	Capital Projects	0.0	0.0	90.3
Capital Expenditures/Appropriations	Arizona State Lottery Commission	225.2	90.3	0.0
Administrative Adjustments	Arizona State Lottery Commission	361.9	561.6	0.0
Expenditure/Reserve for Prior Appropriations	Arizona State Lottery Commission	0.0	16.3	0.0
Non-Appropriated Expenditures	Arizona Department of Administration	0.0	156.3	0.0
Non-Appropriated Expenditures	Arizona State Lottery Commission	602,666.3	632,500.0	647,444.6
Legislative Fund Transfers	Arizona State Lottery Commission	0.0	713.6	0.0
HR Prorata Rate Change	Arizona State Lottery Commission	0.0	0.0	1.2
Retirement Adjustment	Arizona State Lottery Commission	0.0	0.0	2.9
	Uses Total	669,072.8	733,698.3	749,634.5
	Lottery Fund Ending Balance	31,826.2	30,384.6	13,005.1

Fund Balances and Description Table for All Non-General Funds

Fund Number 2124 National Guard Morale, Welfare and Recreation Fund

Link To Flow Chart

A.R.S. § 26-153

Revenues include fees from national guard member special license plates, disposition of unserviceable military property belonging to this state, and any other monies received by the National Guard from state and federal revenue producing military activities relating to morale, welfare and recreation. Funds are used for morale, welfare and recreational activities and support personnel for the National Guard.

		<u>FY 2013</u>	<u>FY 2014</u>	<u>FY 2015</u>
Sources				
Beginning Balance		41.6	67.0	96.2
Revenues	Department of Emergency and Military Affairs	31.4	37.2	37.2
	Sources Total	73.0	104.2	133.4
Uses				
Non-Appropriated Expenditures	Department of Emergency and Military Affairs	6.0	8.0	8.0
	Uses Total	6.0	8.0	8.0
National Guard Morale, Welfare and Recreation Fund Ending Balance		67.0	96.2	125.4

Fund Number 2125 Historical Society Preservation/Restore Fund

Link To Flow Chart

A.R.S. § 41-825

Monies are received for research and photo requests provided by the museum's library staff. Funds are used for copying, preserving, and restoring historic photographs and negatives.

		<u>FY 2013</u>	<u>FY 2014</u>	<u>FY 2015</u>
Sources				
Beginning Balance		64.7	51.6	43.9
Revenues	Arizona Historical Society	32.0	35.0	35.0
	Sources Total	96.7	86.6	78.9
Uses				
Non-Appropriated Expenditures	Arizona Historical Society	45.1	42.7	42.2
	Uses Total	45.1	42.7	42.2
Historical Society Preservation/Restore Fund Ending Balance		51.6	43.9	36.7

Fund Balances and Description Table for All Non-General Funds

Fund Number 2126 Banking Department Revolving Fund

Link To Flow Chart

A.R.S. § 6-135

Revenues include any recovered investigative costs, or attorney's fees and civil penalties recovered by the state. Funds are used to investigate and prosecute civil actions against financial entities in Arizona. Any unencumbered balance at the end of the fiscal year above \$200,000 is transferred to the Receivership Revolving Fund.

		FY 2013	FY 2014	FY 2015
Sources				
Beginning Balance		289.3	200.0	196.1
Revenues	State Department of Financial Institutions	2,244.2	750.0	0.0
Sources Total		2,533.5	950.0	196.1
Uses				
Non-Appropriated Expenditures	State Department of Financial Institutions	865.8	753.9	0.0
Transfer-out Due to Statutes	State Department of Financial Institutions	0.0	0.0	196.1
Transfer Due to Fund Balance Cap	State Department of Financial Institutions	1,467.7	0.0	0.0
Uses Total		2,333.5	753.9	196.1
Banking Department Revolving Fund Ending Balance		200.0	196.1	0.0

Fund Number 2127 Game/Non-game Fund

Link To Flow Chart

A.R.S. § 17-268

Revenues are generated from the Arizona income tax non-game check-off. Subject to legislative appropriation, the fund is used for the development and evaluation of information about non-game birds, fish, and amphibians and their habitats.

		FY 2013	FY 2014	FY 2015
Sources				
Beginning Balance		167.2	207.8	109.0
Revenues	Arizona Game & Fish Department	144.7	247.5	247.5
Sources Total		311.9	455.3	356.5
Uses				
Operating Expenditures/Appropriations	Arizona Game & Fish Department	130.9	346.3	346.3
Administrative Adjustments	Arizona Game & Fish Department	(26.9)	0.0	0.0
HR Prorata Rate Change	Arizona Game & Fish Department	0.0	0.0	0.1
Retirement Adjustment	Arizona Game & Fish Department	0.0	0.0	0.5
Uses Total		104.0	346.3	346.9
Game/Non-game Fund Ending Balance		207.8	109.0	9.7

Fund Balances and Description Table for All Non-General Funds

Fund Number 2128 Postsecondary Education Voucher Fund

Link To Flow Chart

A.R.S. § 15-1854

Revenues to the fund come from state appropriations and loan repayments and are used to provide forgivable loans to qualifying community college graduates to attend private postsecondary institutions in Arizona.

	FY 2013	FY 2014	FY 2015
Sources			
Beginning Balance	6.8	15.1	23.4
Revenues	8.3	8.3	8.3
Commission for Postsecondary Education			
Sources Total	15.1	23.4	31.7
Uses			
Uses Total	0.0	0.0	0.0
Postsecondary Education Voucher Fund Ending Balance	15.1	23.4	31.7

Fund Number 2129 CAP Municipal and Industrial Repayment Fund

Link To Flow Chart

A.R.S. § 37-106.01

This fund acts as a clearinghouse for reimbursements to the State from sales of municipal and industrial water rights for the Central Arizona Project (CAP). Revenues are received from the transfer of water rights from CAP and are used to help offset the costs of water service payments by the CAP.

	FY 2013	FY 2014	FY 2015
Sources			
Beginning Balance	4.8	5.0	5.0
Revenues	0.2	0.0	0.0
State Land Department			
Sources Total	5.0	5.0	5.0
Uses			
Uses Total	0.0	0.0	0.0
CAP Municipal and Industrial Repayment Fund Ending Balance	5.0	5.0	5.0

Fund Balances and Description Table for All Non-General Funds

Fund Number 2131 Attorney General Anti-Racketeering Fund

Link To Flow Chart

A.R.S. § 13-2314

Revenues include any prosecution and investigation costs recovered for the state as a result of enforcement of civil and criminal statutes pertaining to any racketeering offense. Monies in the fund may be used for the funding of gang prevention programs, substance abuse prevention programs, substance abuse education programs and witness protection or for any purpose permitted by federal law relating to the disposition of any property that is transferred to a law enforcement agency. Monies in the fund may also be used for the investigation and prosecution of any offense included in the definition of racketeering including civil enforcement.

		FY 2013	FY 2014	FY 2015
Sources				
Beginning Balance		40,496.6	39,911.9	37,045.0
Revenues	Attorney General - Department of Law	19,240.5	19,688.0	19,803.0
Revenues	Department of Liquor Licenses and Control	17.4	0.0	0.0
	Sources Total	59,754.5	59,599.9	56,848.0
Uses				
Non-Appropriated Expenditures	Arizona Department of Administration	75.3	49.4	0.0
Non-Appropriated Expenditures	Attorney General - Department of Law	19,749.9	22,291.2	22,291.2
Non-Appropriated Expenditures	Department of Liquor Licenses and Control	17.4	0.0	0.0
Rent Management Adjustment	Attorney General - Department of Law	0.0	0.0	56.9
Legislative Fund Transfers	Attorney General - Department of Law	0.0	214.3	0.0
HR Prorata Rate Change	Attorney General - Department of Law	0.0	0.0	0.8
Retirement Adjustment	Attorney General - Department of Law	0.0	0.0	2.1
	Uses Total	19,842.6	22,554.9	22,351.0
	Attorney General Anti-Racketeering Fund Ending Balance	39,911.9	37,045.0	34,497.0

Fund Balances and Description Table for All Non-General Funds

Fund Number 2132

Attorney General Collection Enforcement Fund

Link To Flow Chart

A.R.S. § 41-191

Revenues are from collected debts to this state, or to any agency, board, commission or department of this state from proceedings initiated by the Attorney General. Thirty-five per cent of all monies recovered by the Attorney General are deposited in the Collection Enforcement Revolving Fund. The remaining 65% is distributed as follows: 1) those monies which are directly attributable to a fund containing monies which do not revert to the state General Fund at the end of the fiscal year shall be deposited in that fund and 2) all other monies shall be deposited in the state General Fund. The Attorney General may expend from the Collection Enforcement Revolving Fund such monies as are necessary for the collection of debts owed to the state, including reimbursing other accounts or departments within the office of the Attorney General from which monies or services for collection were provided.

		<u>FY 2013</u>	<u>FY 2014</u>	<u>FY 2015</u>
Sources				
Beginning Balance		888.6	1,636.6	1,056.5
Revenues	Attorney General - Department of Law	6,129.9	4,846.0	6,331.6
Sources Total		7,018.5	6,482.6	7,388.1
Uses				
Operating Expenditures/Appropriations	Attorney General - Department of Law	5,347.3	5,387.8	6,887.8
Administrative Adjustments	Attorney General - Department of Law	34.6	0.0	0.0
Rent Management Adjustment	Attorney General - Department of Law	0.0	0.0	16.4
Legislative Fund Transfers	Attorney General - Department of Law	0.0	38.3	0.0
HR Prorata Rate Change	Attorney General - Department of Law	0.0	0.0	0.5
Retirement Adjustment	Attorney General - Department of Law	0.0	0.0	0.4
Uses Total		5,381.9	5,426.1	6,905.1
Attorney General Collection Enforcement Fund Ending Balance		1,636.6	1,056.5	483.1

Fund Balances and Description Table for All Non-General Funds

Fund Number 2134 **Criminal Justice Enhancement Fund**

Link To Flow Chart

A.R.S. § 41-2401

Monies consist of a portion of the Criminal Justice Enhancement Fund, dedicated pass-through monies from the federal government, and Drug Enforcement Account Monies which are used for agency operations and for grants to local law enforcement agencies.

		FY 2013	FY 2014	FY 2015
Sources				
Beginning Balance		2,837.0	2,828.9	2,573.6
Revenues	Arizona Criminal Justice Commission	6,488.8	6,543.3	6,355.7
Sources Total		9,325.8	9,372.2	8,929.3
Uses				
Operating Expenditures/Appropriations	Arizona Criminal Justice Commission	572.0	649.2	649.2
Non-Appropriated Expenditures	Arizona Criminal Justice Commission	5,924.9	6,100.9	6,100.9
Legislative Fund Transfers	Arizona Criminal Justice Commission	0.0	48.5	0.0
HR Prorata Rate Change	Arizona Criminal Justice Commission	0.0	0.0	0.3
Retirement Adjustment	Arizona Criminal Justice Commission	0.0	0.0	0.6
Uses Total		6,496.9	6,798.6	6,750.9
Criminal Justice Enhancement Fund Ending Balance		2,828.9	2,573.6	2,178.4

Fund Number 2136 **Arizona Youth Farm Loan Fund**

Link To Flow Chart

A.R.S. § 15-1158

Revenues consist of interest earnings from the investment of trust funds held by the federal government as a trustee for the Arizona Rural Rehabilitation Corporation and are used to provide loans to young persons, under age 25, who are interested in attending organized agricultural programs with the intent to farm.

		FY 2013	FY 2014	FY 2015
Sources				
Beginning Balance		342.9	250.7	154.2
Revenues	Department of Education	2.8	3.5	3.5
Sources Total		345.7	254.2	157.7
Uses				
Non-Appropriated Expenditures	Department of Education	95.0	100.0	100.0
Uses Total		95.0	100.0	100.0
Arizona Youth Farm Loan Fund Ending Balance		250.7	154.2	57.7

Fund Balances and Description Table for All Non-General Funds

Fund Number 2138 Nuclear Emergency Management Fund

Link To Flow Chart

A.R.S. § 26-306.02

Revenues are from an assessment levied against a consortium of corporations that operate the Palo Verde Nuclear Generating Station. Funds are used for the development & maintenance of a state plan for off-site response to an emergency caused by an accident at a nuclear generating station and to provide for the preparation of radiological emergency response plans.

		FY 2013	FY 2014	FY 2015
Sources				
Beginning Balance		3.0	28.2	15.3
Revenues	Radiation Regulatory Agency	675.9	695.3	695.3
Revenues	Arizona Department of Agriculture	92.1	198.4	198.4
Revenues	Department of Emergency and Military Affairs	1,014.0	1,259.8	1,259.8
Sources Total		1,785.0	2,181.7	2,168.8
Uses				
Non-Appropriated Expenditures	Radiation Regulatory Agency	675.9	695.3	695.3
Non-Appropriated Expenditures	Arizona Department of Agriculture	79.2	198.4	198.4
Non-Appropriated Expenditures	Department of Emergency and Military Affairs	1,001.7	1,259.8	1,259.8
Prior Committed or Obligated Expenditures	Arizona Department of Agriculture	0.0	12.9	0.0
HR Prorata Rate Change	Radiation Regulatory Agency	0.0	0.0	0.1
HR Prorata Rate Change	Department of Emergency and Military Affairs	0.0	0.0	0.1
Retirement Adjustment	Radiation Regulatory Agency	0.0	0.0	0.1
Retirement Adjustment	Arizona Department of Agriculture	0.0	0.0	0.1
Retirement Adjustment	Department of Emergency and Military Affairs	0.0	0.0	0.2
Uses Total		1,756.8	2,166.4	2,154.0
Nuclear Emergency Management Fund Ending Balance		28.2	15.3	14.8

Fund Balances and Description Table for All Non-General Funds

Fund Number 2140 National Guard Fund

Link To Flow Chart

A.R.S. § 26-152

The national guard fund is established consisting of monies appropriated to the National Guard and monies from the rental or use of armories. The monies are continuously appropriated to the department for the maintenance of armories.

		FY 2013	FY 2014	FY 2015
Sources				
Beginning Balance		101.4	100.6	100.6
Revenues	Department of Emergency and Military Affairs	119.8	100.0	100.0
Sources Total		221.2	200.6	200.6
Uses				
Non-Appropriated Expenditures	Department of Emergency and Military Affairs	120.6	100.0	100.0
Uses Total		120.6	100.0	100.0
National Guard Fund Ending Balance		100.6	100.6	100.6

Fund Number 2141 The State Aid to Detention Fund

Link To Flow Chart

A.R.S. § 41-2417

The fund receives funding through legislative appropriations and is used to provide grants to counties for maintaining, expanding, or operating juvenile detention centers.

		FY 2013	FY 2014	FY 2015
Sources				
Beginning Balance		18.3	6.9	3.5
Sources Total		18.3	6.9	3.5
Uses				
Non-Appropriated Expenditures	Judiciary	11.4	3.4	3.4
Uses Total		11.4	3.4	3.4
The State Aid to Detention Fund Ending Balance		6.9	3.5	0.1

Fund Balances and Description Table for All Non-General Funds

Fund Number 2152 Information Technology Fund

Link To Flow Chart

A.R.S. § 41-3505

Revenues from a 0.2% pro rata charge on state agency payrolls are used to support the operating budget of the Strategic Transformation and Innovation office.

		FY 2013	FY 2014	FY 2015
Sources				
Beginning Balance		1,867.3	720.7	161.6
Revenues	Arizona Department of Administration	3,470.3	3,432.0	3,432.0
Sources Total		5,337.6	4,152.7	3,593.6
Uses				
Operating Expenditures/Appropriations	Arizona Department of Administration	4,143.1	3,232.3	3,577.3
Administrative Adjustments	Arizona Department of Administration	473.8	413.8	0.0
Legislative Fund Transfers	Arizona Department of Administration	0.0	345.0	0.0
HR Prorata Rate Change	Arizona Department of Administration	0.0	0.0	0.5
Retirement Adjustment	Arizona Department of Administration	0.0	0.0	0.9
Uses Total		4,616.9	3,991.1	3,578.6
Information Technology Fund Ending Balance		720.7	161.6	14.9

Fund Number 2154 Life and Disability Insurance Guaranty Fund

Link To Flow Chart

A.R.S. § 20-683

Revenues from the estates of insolvent life, disability and annuity insurers and from assessments made against solvent insurers are used to pay the liabilities of insolvent life, disability and annuity insurers that are approved by the Board subject to limitations established in law.

		FY 2013	FY 2014	FY 2015
Sources				
Beginning Balance		33,630.9	32,072.6	30,984.3
Revenues	Department of Insurance	328.1	234.6	199.6
Sources Total		33,959.0	32,307.2	31,183.9
Uses				
Non-Appropriated Expenditures	Department of Insurance	1,886.4	1,322.9	1,322.9
Retirement Adjustment	Department of Insurance	0.0	0.0	0.1
Uses Total		1,886.4	1,322.9	1,323.0
Life and Disability Insurance Guaranty Fund Ending Balance		32,072.6	30,984.3	29,860.9

Fund Balances and Description Table for All Non-General Funds

Fund Number 2159

DPS-FBI Fingerprint Fund

[Link To Flow Chart](#)

A.R.S. 5-104(N) and 5-107.01(E)

The fund provides a separate accounting for the collection and payment of fees for fingerprint processing. Fees for fingerprints are transferred to DPS.

		FY 2013	FY 2014	FY 2015
Sources				
Beginning Balance		6.6	6.2	6.2
Revenues	Department of Liquor Licenses and Control	59.6	60.0	60.0
Revenues	Arizona Department of Racing	0.0	0.0	0.0
Sources Total		66.2	66.2	66.2
Uses				
Transfer Due to Fund Balance Cap	Department of Liquor Licenses and Control	60.0	60.0	60.0
Uses Total		60.0	60.0	60.0
DPS-FBI Fingerprint Fund Ending Balance		6.2	6.2	6.2

Fund Number 2160

Domestic Violence Shelter Fund

[Link To Flow Chart](#)

A.R.S. § 12-284.03

The Domestic Violence Shelter Fund receives 8.87% of various filing, copy, and administrative fees charged by the Superior Court. The Domestic Violence Shelter Fund provides financial assistance to shelters for victims of domestic violence through contracts for shelter services, including crisis interventions, advocacy and support services, and information and referral services. Shelters receive funds in two installments, on July 1 and January 1 of each year.

		FY 2013	FY 2014	FY 2015
Sources				
Beginning Balance		1,250.4	1,494.8	1,673.8
Revenues	Department of Economic Security	2,464.4	2,415.0	2,415.0
Sources Total		3,714.8	3,909.8	4,088.8
Uses				
Operating Expenditures/Appropriations	Department of Economic Security	2,220.0	2,220.0	2,220.0
Legislative Fund Transfers	Department of Economic Security	0.0	16.0	0.0
Uses Total		2,220.0	2,236.0	2,220.0
Domestic Violence Shelter Fund Ending Balance		1,494.8	1,673.8	1,868.8

Fund Balances and Description Table for All Non-General Funds

Fund Number 2162 **Child Abuse Prevention Fund**

Link To Flow Chart

A.R.S. § 36-3504

The Child Abuse Prevention Fund receives 1.97% of various filing, copy, and administrative fees charged by the Superior Court, revenues in excess of \$100,000 from a \$1 surcharge on certified copies of death certificates, and voluntary contributions made pursuant to the Child Abuse Prevention Fund are used to provide financial assistance to community child abuse and neglect prevention programs and family resource programs that offer community-based services to provide sustained assistance and support to families at various stages in their development. These programs promote parental competence and behavior that will lead to the healthy and positive personal development of parents and children by providing the following:

- assistance to build family skills and aid parents in improving their capacity to be supportive and nurturing
- assistance to enable families to use other formal and informal resources and opportunities available within their communities
- supportive networks to enhance the child rearing capacity of parents and to assist in compensating for the increased social isolation and vulnerability of a family

		FY 2013	FY 2014	FY 2015
Sources				
Beginning Balance		2,087.4	1,178.3	260.1
Revenues	Department of Economic Security	540.9	540.9	540.9
Sources Total		2,628.3	1,719.2	801.0
Uses				
Operating Expenditures/Appropriations	Department of Economic Security	0.0	1,459.1	1,459.1
Administrative Adjustments	Department of Economic Security	1,450.0	0.0	0.0
Uses Total		1,450.0	1,459.1	1,459.1
Child Abuse Prevention Fund Ending Balance		1,178.3	260.1	(658.1)

Note: Planned expenditures are estimated to be at the appropriated level and exceed available cash balances. The Department will take the necessary steps to ensure that expenditures remain in line with available funding.

Fund Balances and Description Table for All Non-General Funds

Fund Number 2163 Insurance Department Fingerprinting Fund

Link To Flow Chart

A.R.S. § 41-1750

Revenues from fees collected from license applicants who are required to submit fingerprint cards are transferred to the Department of Public Safety to pay for state and federal criminal background checks.

	FY 2013	FY 2014	FY 2015
Sources			
Beginning Balance	13.1	12.5	12.5
Revenues	Department of Insurance (0.6)	0.0	0.0
Sources Total	12.5	12.5	12.5
Uses			
Uses Total	0.0	0.0	0.0
Insurance Department Fingerprinting Fund Ending Balance	12.5	12.5	12.5

Fund Number 2166 Revenue Publication Revolving Fund

Link To Flow Chart

A.R.S. § 42-1004

This fund receives revenues from receipts from the sale of Department tax-related publications, and fee registrations collected from tax practitioner workshops. Monies in the fund are used to offset costs of publishing and distributing tax-related publications and costs associated with presentation of workshops to educate and inform tax preparers of the latest changes to Arizona taxation regulations.

	FY 2013	FY 2014	FY 2015
Sources			
Beginning Balance	11.0	9.1	9.1
Revenues	Department of Revenue 15.7	0.0	0.0
Sources Total	26.7	9.1	9.1
Uses			
Non-Appropriated Expenditures	Department of Revenue 17.6	0.0	0.0
Uses Total	17.6	0.0	0.0
Revenue Publication Revolving Fund Ending Balance	9.1	9.1	9.1

Fund Balances and Description Table for All Non-General Funds

Fund Number 2169 Arson Detection Reward Fund

Link To Flow Chart

A.R.S. 41-2167

Funds are used to provide awards for information leading to convictions of arson cases. Revenues include monies from forfeiture of bail posted for arson convictions, court-imposed fines and donations.

	FY 2013	FY 2014	FY 2015
Sources			
Beginning Balance	60.2	67.9	75.6
Revenues	7.7	7.7	7.7
Department of Fire, Building and Life Safety			
Sources Total	67.9	75.6	83.3
Uses			
Uses Total	0.0	0.0	0.0
Arson Detection Reward Fund Ending Balance	67.9	75.6	83.3

Fund Number 2171 Emergency Medical Services Operating Fund

Link To Flow Chart

A.R.S. § 36-2218

Funds are used for local and state emergency medical services systems. The fund receives 48.9% of the Medical Service Enhancement Fund revenues, which are collected from a 13% surcharge on fines charged from criminal offenses and civil motor vehicle statute violations.

	FY 2013	FY 2014	FY 2015
Sources			
Beginning Balance	2,516.1	3,865.2	4,295.5
Revenues	5,551.7	5,551.7	5,551.7
Department of Health Services			
Sources Total	8,067.8	9,416.9	9,847.2
Uses			
Operating Expenditures/Appropriations	4,210.6	5,121.4	5,121.4
Department of Health Services			
Administrative Adjustments	(8.0)	0.0	0.0
Department of Health Services			
HR Prorata Rate Change	0.0	0.0	0.5
Department of Health Services			
Retirement Adjustment	0.0	0.0	1.0
Department of Health Services			
Uses Total	4,202.6	5,121.4	5,122.9
Emergency Medical Services Operating Fund Ending Balance	3,865.2	4,295.5	4,724.3

Fund Balances and Description Table for All Non-General Funds

Fund Number 2172

Utility Regulation Revolving Fund

Link To Flow Chart

A.R.S. § 40-408

Revenues consist of annual assessments against public utilities regulated by the Commission. Funds are used to conduct research and analysis to the elected commissioners on all matters relating to the regulation of public service corporations.

		<u>FY 2013</u>	<u>FY 2014</u>	<u>FY 2015</u>
Sources				
Beginning Balance		5,235.2	5,037.4	3,098.5
Revenues	Corporation Commission	13,040.4	13,350.0	13,350.0
Sources Total		18,275.6	18,387.4	16,448.5
Uses				
Operating Expenditures/Appropriations	Corporation Commission	13,240.1	14,194.0	14,194.0
Operating Expenditures/Appropriations	Arizona Department of Administration	0.0	0.0	33.4
Administrative Adjustments	Corporation Commission	(1.9)	0.0	0.0
Expenditure/Reserve for Prior Appropriations	Corporation Commission	0.0	1,000.0	0.0
Rent Management Adjustment	Corporation Commission	0.0	0.0	59.0
Legislative Fund Transfers	Corporation Commission	0.0	94.9	0.0
HR Prorata Rate Change	Corporation Commission	0.0	0.0	2.6
Retirement Adjustment	Corporation Commission	0.0	0.0	(35.5)
Uses Total		13,238.2	15,288.9	14,253.5
Utility Regulation Revolving Fund Ending Balance		5,037.4	3,098.5	2,195.0

Fund Balances and Description Table for All Non-General Funds

Fund Number 2173 **Children and Family Services Training Program Fund**

Link To Flow Chart

A.R.S. § 8-241

The Children and Family Services Training Program Fund receives 90% of paid fees assigned to parents of children in foster care and copying fees for Child Protective Services files. The Children and Family Services Training Program Fund is used to reimburse the Department for costs associated with the copying of Child Protective Services files to enhance the collection of monies owed to the Department by parents of children in foster care, and to provide training to Child Protective Services workers, public employees in related program services, and employees of child welfare agencies and community treatment programs. The Fund may not be used to pay salaries or expenses of training staff.

		FY 2013	FY 2014	FY 2015
Sources				
Beginning Balance		265.7	265.7	187.6
Revenues	Department of Economic Security	131.1	131.1	131.1
Sources Total		396.8	396.8	318.7
Uses				
Operating Expenditures/Appropriations	Department of Economic Security	68.3	207.7	207.7
Administrative Adjustments	Department of Economic Security	62.8	0.0	0.0
Legislative Fund Transfers	Department of Economic Security	0.0	1.5	0.0
Retirement Adjustment	Department of Economic Security	0.0	0.0	0.1
Uses Total		131.1	209.2	207.8
Children and Family Services Training Program Fund Ending Balance		265.7	187.6	110.9

Fund Number 2174 **Pipeline Safety Revolving Fund**

Link To Flow Chart

A.R.S. § 40-443

Revenues include monies collected from civil penalties assessed to enforce rules and regulations relating to pipeline safety. Funds are used for pipeline inspections, public education, training, and purchasing equipment.

		FY 2013	FY 2014	FY 2015
Sources				
Beginning Balance		144.2	144.2	144.2
Sources Total		144.2	144.2	144.2
Uses				
Uses Total		0.0	0.0	0.0
Pipeline Safety Revolving Fund Ending Balance		144.2	144.2	144.2

Fund Balances and Description Table for All Non-General Funds

Fund Number 2175 Residential Utility Consumer Office Revolving Fund

Link To Flow Chart

A.R.S. § 40-409

This fund consists of annual residential consumer assessments against each qualifying public service corporation. The fund is used to pay for the operation of the Residential Utility Consumer Office.

		FY 2013	FY 2014	FY 2015
Sources				
Beginning Balance		504.5	709.0	419.4
Revenues	Residential Utility Consumer Office	1,375.1	1,199.9	1,334.4
Sources Total		1,879.6	1,908.9	1,753.8
Uses				
Operating Expenditures/Appropriations	Residential Utility Consumer Office	1,170.6	1,334.4	1,334.4
Administrative Adjustments	Residential Utility Consumer Office	0.0	0.7	0.0
Expenditure/Reserve for Prior Appropriations	Residential Utility Consumer Office	0.0	145.0	0.0
Legislative Fund Transfers	Residential Utility Consumer Office	0.0	9.4	0.0
HR Prorata Rate Change	Residential Utility Consumer Office	0.0	0.0	0.2
Retirement Adjustment	Residential Utility Consumer Office	0.0	0.0	0.5
Uses Total		1,170.6	1,489.5	1,335.0
Residential Utility Consumer Office Revolving Fund Ending Balance		709.0	419.4	418.8

Fund Balances and Description Table for All Non-General Funds

Fund Number 2176 DOA 911 Emergency Telecom Service Revolving Fund

Link To Flow Chart

A.R.S. § 41-704(B)

Revenues are generated through a telecommunications services excise tax rate of \$0.20 per month for both wireline and wireless phones. Funds are used to implement and operate emergency telecommunication services (911) through political subdivisions of the state.

		FY 2013	FY 2014	FY 2015
Sources				
Beginning Balance		2,591.1	3,564.5	1,140.9
Revenues	Arizona Department of Administration	16,456.3	17,020.7	17,020.7
Sources Total		19,047.4	20,585.2	18,161.6
Uses				
Non-Appropriated Expenditures	Arizona Department of Administration	15,482.9	19,143.7	18,161.4
Prior Committed or Obligated Expenditures	Arizona Department of Administration	0.0	176.3	0.0
Legislative Fund Transfers	Arizona Department of Administration	0.0	124.3	0.0
HR Prorata Rate Change	Arizona Department of Administration	0.0	0.0	0.1
Retirement Adjustment	Arizona Department of Administration	0.0	0.0	0.2
Uses Total		15,482.9	19,444.3	18,161.6
DOA 911 Emergency Telecom Service Revolving Fund Ending Balance		3,564.5	1,140.9	0.0

Fund Number 2177 Industrial Commission Admin Fund

Link To Flow Chart

A.R.S. § 23-1081

Revenues come from an annual tax on worker's compensation premiums that cannot exceed 3% and funds are used for the expenses of the Industrial Commission in administering and enforcing all applicable labor, occupational safety and health, and workers compensation laws, rules, and regulations.

		FY 2013	FY 2014	FY 2015
Sources				
Beginning Balance		3,960.1	8,710.6	2,521.1
Revenues	Industrial Commission of Arizona	23,682.7	13,800.0	20,800.0
Sources Total		27,642.8	22,510.6	23,321.1
Uses				
Operating Expenditures/Appropriations	Industrial Commission of Arizona	18,768.8	19,989.5	19,989.5
Administrative Adjustments	Industrial Commission of Arizona	163.4	0.0	0.0
HR Prorata Rate Change	Industrial Commission of Arizona	0.0	0.0	2.4
Retirement Adjustment	Industrial Commission of Arizona	0.0	0.0	5.3
Uses Total		18,932.2	19,989.5	19,997.3
Industrial Commission Admin Fund Ending Balance		8,710.6	2,521.1	3,323.8

Fund Balances and Description Table for All Non-General Funds

Fund Number 2178 Hazardous Waste Management Fund

Link To Flow Chart

A.R.S. § 49-927

Revenues consist of fees collected from regulated facilities for permit issuance, waste generation and disposal. The fund supports the processing and issuance of permits for treatment, storage and disposal facilities and the monitoring of hazardous waste generators and handlers.

		FY 2013	FY 2014	FY 2015
Sources				
Beginning Balance		1,350.5	1,805.4	1,871.4
Revenues	Department of Environmental Quality	1,822.1	1,821.1	1,821.1
Sources Total		3,172.6	3,626.5	3,692.5
Uses				
Operating Expenditures/Appropriations	Department of Environmental Quality	1,209.0	1,742.7	1,742.7
Administrative Adjustments	Department of Environmental Quality	158.2	0.0	0.0
Legislative Fund Transfers	Department of Environmental Quality	0.0	12.4	0.0
HR Prorata Rate Change	Department of Environmental Quality	0.0	0.0	0.2
Retirement Adjustment	Department of Environmental Quality	0.0	0.0	0.3
Uses Total		1,367.2	1,755.1	1,743.2
Hazardous Waste Management Fund Ending Balance		1,805.4	1,871.4	1,949.3

Fund Number 2179 DOR Liability Setoff Fund

Link To Flow Chart

A.R.S. § 42-1122

Revenue consists of fees charged to user agencies by the Department for processing the payment of debts, such as delinquent child support payments, from debtors' tax refunds. Funds are used to cover the Department of Revenue's costs of administering the program.

		FY 2013	FY 2014	FY 2015
Sources				
Beginning Balance		1,137.7	1,195.8	1,220.0
Revenues	Department of Revenue	1,065.9	1,119.2	1,125.2
Sources Total		2,203.6	2,315.0	2,345.2
Uses				
Operating Expenditures/Appropriations	Department of Revenue	1,007.8	1,087.2	397.2
Rent Management Adjustment	Department of Revenue	0.0	0.0	0.8
Legislative Fund Transfers	Department of Revenue	0.0	7.8	0.0
HR Prorata Rate Change	Department of Revenue	0.0	0.0	0.1
Retirement Adjustment	Department of Revenue	0.0	0.0	0.1
Uses Total		1,007.8	1,095.0	398.2
DOR Liability Setoff Fund Ending Balance		1,195.8	1,220.0	1,947.0

Fund Balances and Description Table for All Non-General Funds

Fund Number 2180

DEQ Agreement Fund

[Link To Flow Chart](#)

A.R.S. § 49-104 B.7

Revenues consist of gifts, grants, matching monies or direct payments from public or private agencies or private persons and enterprises for department services and publications. Monies are used to conduct programs that are consistent with the general purposes and objectives of this chapter. Monies received must be deposited in the Department's fund corresponding to the service, publication or program provided. The program is designed to develop a statewide management plan for the Environmental Protection Agency's Pesticides and Groundwater Program.

		FY 2013	FY 2014	FY 2015
Sources				
Beginning Balance		12.9	12.9	12.9
	Sources Total	12.9	12.9	12.9
Uses				
	Uses Total	0.0	0.0	0.0
	DEQ Agreement Fund Ending Balance	12.9	12.9	12.9

Fund Number 2184

Newborn Screening Program Fund

[Link To Flow Chart](#)

A.R.S. § 36-694

Revenues consist of fees collected for blood tests conducted on newborns and any gifts or donations. Monies are used by the Department of Health Services to support the operations of the newborn screening program.

		FY 2013	FY 2014	FY 2015
Sources				
Beginning Balance		2,166.1	1,118.5	(677.2)
Revenues	Department of Health Services	4,464.4	4,943.2	6,264.4
	Sources Total	6,630.5	6,061.7	5,587.2
Uses				
Operating Expenditures/Appropriations	Department of Health Services	5,653.2	6,738.9	6,738.9
Administrative Adjustments	Department of Health Services	(141.2)	0.0	0.0
HR Prorata Rate Change	Department of Health Services	0.0	0.0	0.3
Retirement Adjustment	Department of Health Services	0.0	0.0	0.7
	Uses Total	5,512.0	6,738.9	6,739.9
	Newborn Screening Program Fund Ending Balance	1,118.5	(677.2)	(1,152.7)

Note: The Department will manage appropriation and revenues to avoid negative balances in FY 2014 and FY 2015.

Fund Balances and Description Table for All Non-General Funds

Fund Number 2191 General Adjudication Fund

Link To Flow Chart

A.R.S. § 45-260

Revenues in the General Adjudication Fund consist of the remainder of a General Fund appropriation that was approved for notification to affected parties of adjudication activity. Monies in the Fund are used for postage and other expenses incurred for serving legal notices to water rights claimants.

		FY 2013	FY 2014	FY 2015
Sources				
Beginning Balance		32.6	39.2	40.2
Revenues	Department of Water Resources	9.9	5.0	5.0
	Sources Total	42.5	44.2	45.2
Uses				
Non-Appropriated Expenditures	Department of Water Resources	3.3	4.0	4.0
	Uses Total	3.3	4.0	4.0
	General Adjudication Fund Ending Balance	39.2	40.2	41.2

Fund Number 2192 Child Passenger Restraint Fund

Link To Flow Chart

A.R.S. § 23-769

The Child Passenger Restraint Fund is created with deposits coming from all civil penalties collected from the provisions of the referenced statute. The Fund is used to purchase child passenger safety seats, to be distributed to needy individuals.

		FY 2013	FY 2014	FY 2015
Sources				
Beginning Balance		61.4	47.4	0.0
Revenues	Department of Economic Security	134.1	154.0	154.0
	Sources Total	195.5	201.4	154.0
Uses				
Non-Appropriated Expenditures	Department of Economic Security	148.1	154.0	154.0
Prior Committed or Obligated Expenditures	Department of Economic Security	0.0	47.4	0.0
	Uses Total	148.1	201.4	154.0
	Child Passenger Restraint Fund Ending Balance	47.4	0.0	0.0

Fund Balances and Description Table for All Non-General Funds

Fund Number 2193 Juvenile Delinquent Reduction Fund

Link To Flow Chart

A.R.S. § 8-322

The Juvenile Delinquent Reduction Fund includes monies appropriated to the Administrative Office of the Courts for Juvenile Probation Treatment Services and Juvenile Diversion Consequences/Intake. The fund is used for programs for juvenile probationers required as conditions of diversion. These programs are intended to reduce the number of repetitive juvenile offenders and provide services, including treatment, testing, independent living programs, and for juveniles referred to the juvenile court of incorrigibility or delinquency offenses.

		FY 2013	FY 2014	FY 2015
Sources				
Beginning Balance		11,889.1	10,225.5	5,024.6
Revenues	Judiciary	270.3	251.8	251.8
Sources Total		12,159.4	10,477.3	5,276.4
Uses				
Administrative Adjustments	Judiciary	(511.2)	0.0	0.0
Non-Appropriated Expenditures	Judiciary	(2,554.9)	441.0	441.0
Legislative Fund Transfers	Judiciary	5,000.0	5,011.7	0.0
Uses Total		1,933.9	5,452.7	441.0
Juvenile Delinquent Reduction Fund Ending Balance		10,225.5	5,024.6	4,835.4

Fund Number 2196 Community Development Bond Fund

Link To Flow Chart

A.R.S. § 41-1504

Monies in the fund consists of registry fees from businesses and other entities that participate in the federal tax-exempt private activity bond allocations. Legislative appropriations from the fund enable the Department of Commerce to administer the program. Applicants must meet bond criteria of federal internal revenue code and state allocation statutes.

		FY 2013	FY 2014	FY 2015
Sources				
Beginning Balance		47.2	80.4	115.9
Revenues	Commerce Authority	34.3	40.0	40.0
Sources Total		81.5	120.4	155.9
Uses				
Non-Appropriated Expenditures	Commerce Authority	1.1	4.5	4.5
Uses Total		1.1	4.5	4.5
Community Development Bond Fund Ending Balance		80.4	115.9	151.4

Fund Balances and Description Table for All Non-General Funds

Fund Number 2198 **Victim Compensation and Assistance Fund**

Link To Flow Chart

A.R.S. § 41-2407

Revenues are received from court surcharges, assessments on prison inmate wages, unclaimed restitution, and parole fees and money in the fund is used to compensate and assist crime victims.

			<u>FY 2013</u>	<u>FY 2014</u>	<u>FY 2015</u>
Sources					
Beginning Balance			3,136.7	3,583.7	2,837.5
Revenues	Arizona Criminal Justice Commission		3,942.3	3,373.6	3,388.0
	Sources Total		7,079.0	6,957.3	6,225.5
Uses					
Operating Expenditures/Appropriations	Arizona Criminal Justice Commission		3,495.3	4,092.5	4,092.5
Legislative Fund Transfers	Arizona Criminal Justice Commission		0.0	27.3	0.0
	Uses Total		3,495.3	4,119.8	4,092.5
Victim Compensation and Assistance Fund Ending Balance			3,583.7	2,837.5	2,133.0

Fund Number 2200 **Federal Cooperative Agreement Income Fund**

Link To Flow Chart

A.R.S. § 35-142E

The Housing Program Fund receives most of its revenues from Section 8 Project-Based Contract Fees and LIHTC-related Fees. This fund is used to pay the costs of administering the programs from which the deposits are received and for other departmental programs.

			<u>FY 2013</u>	<u>FY 2014</u>	<u>FY 2015</u>
Sources					
Beginning Balance			4,238.4	6,320.4	7,346.1
Revenues	Arizona Department of Housing		6,475.5	5,999.1	6,280.8
	Sources Total		10,713.9	12,319.5	13,626.9
Uses					
Non-Appropriated Expenditures	Arizona Department of Housing		4,393.5	4,973.4	4,963.1
HR Prorata Rate Change	Arizona Department of Housing		0.0	0.0	0.7
Retirement Adjustment	Arizona Department of Housing		0.0	0.0	1.6
	Uses Total		4,393.5	4,973.4	4,965.4
Federal Cooperative Agreement Income Fund Ending Balance			6,320.4	7,346.1	8,661.5

Fund Balances and Description Table for All Non-General Funds

Fund Number 2201

Grain Council Fund

Link To Flow Chart

A.R.S. § 3-587

This fund consists on assessments of commercial grain sales. Monies in the fund support the promotional and research activities between the Grain Council and public or private organizations.

		<u>FY 2013</u>	<u>FY 2014</u>	<u>FY 2015</u>
Sources				
Beginning Balance		25.8	50.8	56.2
Revenues	Arizona Department of Agriculture	144.1	147.8	147.8
	Sources Total	169.9	198.6	204.0
Uses				
Non-Appropriated Expenditures	Arizona Department of Agriculture	119.1	142.4	142.4
	Uses Total	119.1	142.4	142.4
	Grain Council Fund Ending Balance	50.8	56.2	61.6

Fund Number 2202

State Parks Revenue Fund

Link To Flow Chart

A.R.S. § 41-511.11(B)

Revenues consist of monies from state park user fees, concession fees and other revenue generating activities. The fund includes two accounts: half of the monies in the fund are designed to be used for operations of state parks; the other half of the monies in the fund are for use by Arizona State Parks Board, with the prior approval of the Joint Committee on Capital Review, for acquisition and development of state parks.

		<u>FY 2013</u>	<u>FY 2014</u>	<u>FY 2015</u>
Sources				
Beginning Balance		6,163.6	6,578.5	5,573.4
Revenues	State Parks Board	11,907.1	11,907.1	11,907.1
Transfer In	State Parks Board	0.0	1,000.0	0.0
	Sources Total	18,070.7	19,485.6	17,480.5
Uses				
Operating Expenditures/Appropriations	State Parks Board	11,492.2	12,821.1	12,821.1
Capital Expenditures/Appropriations	State Parks Board	0.0	1,000.0	1,500.0
Rent Management Adjustment	State Parks Board	0.0	0.0	10.7
Legislative Fund Transfers	State Parks Board	0.0	91.1	0.0
HR Prorata Rate Change	State Parks Board	0.0	0.0	1.7
Retirement Adjustment	State Parks Board	0.0	0.0	21.0
	Uses Total	11,492.2	13,912.2	14,354.5
	State Parks Revenue Fund Ending Balance	6,578.5	5,573.4	3,129.8

Note: In FY 2013, the State Parks Enhancement Fund, Reservation Surcharge Fund, and Publications Fund were consolidated into the State Parks Revenue Fund.

Fund Balances and Description Table for All Non-General Funds

Fund Number 2203

Capital Improvement Fund

Link To Flow Chart

A.R.S. § 17-292

Consists of monies transferred from the Conservation Development Fund. The fund is used to for capital improvement projects including construction, maintenance, and renovation of the Department's facilities.

		<u>FY 2013</u>	<u>FY 2014</u>	<u>FY 2015</u>
Sources				
Beginning Balance		241.3	341.6	515.5
Revenues	Arizona Game & Fish Department	2,217.0	1,500.8	1,500.8
Sources Total		2,458.3	1,842.4	2,016.3
Uses				
Operating Expenditures/Appropriations	Arizona Game & Fish Department	1,000.0	999.7	999.7
Capital Expenditures/Appropriations	Arizona Game & Fish Department	1,116.7	327.2	327.2
Rent Management Adjustment	Arizona Game & Fish Department	0.0	0.0	0.3
Uses Total		2,116.7	1,326.9	1,327.2
Capital Improvement Fund Ending Balance		341.6	515.5	689.4

Fund Number 2204

DOC - Alcohol Abuse Treatment Fund

Link To Flow Chart

A.R.S. § 31-255

Revenue is received from a portion of the wages earned by inmates convicted of driving under the influence offenses and is used for alcohol abuse treatment for those inmates.

		<u>FY 2013</u>	<u>FY 2014</u>	<u>FY 2015</u>
Sources				
Beginning Balance		779.0	890.9	819.6
Revenues	Department of Corrections	474.9	487.1	487.1
Sources Total		1,253.9	1,378.0	1,306.7
Uses				
Operating Expenditures/Appropriations	Department of Corrections	363.0	554.4	554.4
Legislative Fund Transfers	Department of Corrections	0.0	4.0	0.0
Uses Total		363.0	558.4	554.4
DOC - Alcohol Abuse Treatment Fund Ending Balance		890.9	819.6	752.3

Fund Balances and Description Table for All Non-General Funds

Fund Number 2209

Waterfowl Conservation Fund

[Link To Flow Chart](#)

A.R.S. § 17-270

Revenues are received from sales of waterfowl stamps and artwork and are used to purchase waterfowl habitat.

		<u>FY 2013</u>	<u>FY 2014</u>	<u>FY 2015</u>
Sources				
Beginning Balance		129.0	181.8	144.5
Revenues	Arizona Game & Fish Department	72.7	42.7	0.3
	Sources Total	201.8	224.5	144.8
Uses				
Operating Expenditures/Appropriations	Arizona Game & Fish Department	20.0	80.0	80.0
	Uses Total	20.0	80.0	80.0
	Waterfowl Conservation Fund Ending Balance	181.8	144.5	64.8

Fund Number 2212

ISA Fund

[Link To Flow Chart](#)

A.R.S. § 35-148

Revenue comes from other agencies that use Land Department services or products and is used for services or products provided by other agencies.

		<u>FY 2013</u>	<u>FY 2014</u>	<u>FY 2015</u>
Sources				
Beginning Balance		174.8	136.1	135.7
Revenues	State Land Department	12.0	10.9	10.9
	Sources Total	186.8	147.0	146.6
Uses				
Non-Appropriated Expenditures	State Land Department	50.7	10.9	10.9
Legislative Fund Transfers	State Land Department	0.0	0.4	0.0
	Uses Total	50.7	11.3	10.9
	ISA Fund Ending Balance	136.1	135.7	135.7

Fund Balances and Description Table for All Non-General Funds

Fund Number 2213 **Augmentation and Conservation Assistance Fund**

Link To Flow Chart

A.R.S. § 45-615

For developing water supply augmentation projects, such as groundwater recharge projects, and for conservation programs in active water management areas. The source of funds is a portion of the annual groundwater withdrawal fee.

		FY 2013	FY 2014	FY 2015
Sources				
Beginning Balance		1,169.4	2,019.1	2,203.8
Revenues	Department of Water Resources	899.6	859.0	859.0
Sources Total		2,069.0	2,878.1	3,062.8
Uses				
Non-Appropriated Expenditures	Department of Water Resources	49.9	668.0	668.0
Legislative Fund Transfers	Department of Water Resources	0.0	6.3	0.0
Uses Total		49.9	674.3	668.0
Augmentation and Conservation Assistance Fund Ending Balance		2,019.1	2,203.8	2,394.8

Fund Number 2217 **Public Assistance Collections Fund**

Link To Flow Chart

A.R.S. § 46-295

The Public Assistance Fund receives 25 percent of recovered public assistance overpayments and reimbursements from persons legally responsible for the support of a public assistance recipient. The Public Assistance Fund may be used to improve public assistance collection activities.

		FY 2013	FY 2014	FY 2015
Sources				
Beginning Balance		67.3	47.5	(279.5)
Revenues	Department of Economic Security	99.0	100.0	100.0
Sources Total		166.3	147.5	(179.5)
Uses				
Operating Expenditures/Appropriations	Department of Economic Security	18.8	427.0	427.0
Administrative Adjustments	Department of Economic Security	100.0	0.0	0.0
Rent Management Adjustment	Department of Economic Security	0.0	0.0	0.1
Retirement Adjustment	Department of Economic Security	0.0	0.0	0.2
Uses Total		118.8	427.0	427.2
Public Assistance Collections Fund Ending Balance		47.5	(279.5)	(606.7)

Note: In Fiscal Year 2014 and FY2015 planned expenditures are estimated to be at the appropriated level and exceed available cash balances. The Department will take the necessary steps to ensure that expenditures remain in line with available funding.

Fund Balances and Description Table for All Non-General Funds

Fund Number 2218 **Dam Repair Fund**

Link To Flow Chart

A.R.S. § 45-1212

The Emergency Dam Repair Fund consists of monies appropriated by the Legislature and monies collected from permit fees in full or partial satisfaction of a lien placed on the dam. Monies in the fund are used for loans and grants as well as remedial measures to protect life and property.

		FY 2013	FY 2014	FY 2015
Sources				
Beginning Balance		711.8	1,062.8	1,158.0
Revenues	Department of Water Resources	374.4	356.0	356.0
	Sources Total	1,086.2	1,418.8	1,514.0
Uses				
Non-Appropriated Expenditures	Department of Water Resources	23.4	259.0	259.0
Legislative Fund Transfers	Department of Water Resources	0.0	1.8	0.0
	Uses Total	23.4	260.8	259.0
	Dam Repair Fund Ending Balance	1,062.8	1,158.0	1,255.0

Fund Number 2221 **Water Quality Assurance Revolving Fund**

Link To Flow Chart

A.R.S. § 49-282

Primary revenues consist of set annual transfers from corporate income tax as well as miscellaneous fees and penalties. The monies are to be used for state matching monies or to meet such other obligations as are prescribed by state and federal laws, risk assessments, pollution investigations, feasibility studies.

		FY 2013	FY 2014	FY 2015
Sources				
Beginning Balance		8,099.0	8,821.6	3,628.3
Revenues	Department of Environmental Quality	11,889.7	11,249.4	18,081.5
	Sources Total	19,988.7	20,071.0	21,709.8
Uses				
Non-Appropriated Expenditures	Department of Environmental Quality	11,167.1	16,334.6	16,334.6
Legislative Fund Transfers	Department of Environmental Quality	0.0	108.1	0.0
HR Prorata Rate Change	Department of Environmental Quality	0.0	0.0	0.6
Retirement Adjustment	Department of Environmental Quality	0.0	0.0	1.4
	Uses Total	11,167.1	16,442.7	16,336.6
	Water Quality Assurance Revolving Fund Ending Balance	8,821.6	3,628.3	5,373.3

Note: If revenues to this fund continue to be low, the agency will adjust expenditures in FY 2014 and FY 2015 to ensure no deficit balances occur.

Fund Balances and Description Table for All Non-General Funds

Fund Number 2223 Long Term Care System Fund

Link To Flow Chart

A.R.S. § 36-2913

In the actual year it contains statutorily-prescribed county contributions for the provision of long-term care services to AHCCCS eligible populations. In all years, the fund includes federal share for ALTCS and DES long-term care programs.

		<u>FY 2013</u>	<u>FY 2014</u>	<u>FY 2015</u>
Sources				
Beginning Balance		41,989.3	29,558.0	29,558.0
Revenues	Arizona Health Care Cost Containment System	1,568,865.9	1,447,036.6	1,558,913.7
Revenues	Department of Health Services	1,379.6	0.0	0.0
Sources Total		1,612,234.8	1,476,594.6	1,588,471.7
Uses				
Operating Expenditures/Appropriations	Department of Health Services	1,379.6	0.0	0.0
Non-Appropriated Expenditures	Arizona Health Care Cost Containment System	1,581,297.2	1,447,036.6	1,558,913.7
Uses Total		1,582,676.8	1,447,036.6	1,558,913.7
Long Term Care System Fund Ending Balance		29,558.0	29,558.0	29,558.0

Fund Balances and Description Table for All Non-General Funds

Fund Number 2224 Department Long-Term Care System Fund

Link To Flow Chart

A.R.S. § 36-2953

The Long Term Care System Fund includes capitation payments from the Arizona Health Care Cost Containment System, third party payments, client billing revenue, and interest earnings. The Long Term Care System Fund is used for the operations of the Arizona Long Term Care System (ALTCS) program for individuals with developmental disabilities as well as for services provided to ALTCS clients that are not eligible for federal reimbursement.

		FY 2013	FY 2014	FY 2015
Sources				
Beginning Balance		72,581.3	104,789.8	14,732.7
Revenues	Department of Economic Security	642,326.0	668,933.2	749,809.5
	Sources Total	714,907.3	773,723.0	764,542.2
Uses				
Operating Expenditures/Appropriations	Department of Economic Security	49,248.8	100,712.6	30,518.4
Administrative Adjustments	Department of Economic Security	1,379.6	0.0	0.0
Non-Appropriated Expenditures	Department of Economic Security	559,489.1	658,277.7	709,636.4
Rent Management Adjustment	Department of Economic Security	0.0	0.0	102.1
Retirement Adjustment	Department of Economic Security	0.0	0.0	26.9
	Uses Total	610,117.5	758,990.3	740,283.8
	Department Long-Term Care System Fund Ending Balance	104,789.8	14,732.7	24,258.4

Note:

Fund Number 2225 Small Water Systems Fund

Link To Flow Chart

A.R.S. § 49-355

Revenues consist of monies appropriated by the legislature and interest earned on the fund. Monies in the Fund are used to provide information and assistance to small water systems for improving compliance with drinking water system standards.

		FY 2013	FY 2014	FY 2015
Sources				
Beginning Balance		0.1	0.1	0.1
	Sources Total	0.1	0.1	0.1
Uses				
	Uses Total	0.0	0.0	0.0
	Small Water Systems Fund Ending Balance	0.1	0.1	0.1

Fund Balances and Description Table for All Non-General Funds

Fund Number 2226

Air Quality Fund

Link To Flow Chart

A.R.S. § 49-551

Revenues consists of fees collected from vehicle owners when registering a vehicle in the state. The fund is used for air quality research experiments and supports other air quality initiatives aimed at bringing areas of the state into accord with federal clean air standards.

		<u>FY 2013</u>	<u>FY 2014</u>	<u>FY 2015</u>
Sources				
Beginning Balance		4,103.0	6,687.1	6,846.1
Revenues	Department of Transportation	15.0	74.5	74.5
Revenues	Department of Environmental Quality	8,080.8	7,965.5	7,965.5
	Sources Total	12,198.8	14,727.1	14,886.1
Uses				
Operating Expenditures/Appropriations	Arizona Department of Administration	641.4	927.1	927.1
Operating Expenditures/Appropriations	Department of Transportation	35.3	74.5	74.5
Operating Expenditures/Appropriations	Department of Environmental Quality	3,400.8	5,376.4	5,376.4
Operating Expenditures/Appropriations	Department of Weights and Measures	1,367.0	1,463.8	1,442.9
Administrative Adjustments	Department of Environmental Quality	73.5	0.0	0.0
Administrative Adjustments	Department of Weights and Measures	17.6	0.0	0.0
Legislative Fund Transfers	Department of Transportation	0.0	0.5	0.0
Legislative Fund Transfers	Department of Environmental Quality	0.0	38.7	0.0
Legislative Fund Transfers	Department of Weights and Measures	(23.9)	0.0	0.0
HR Prorata Rate Change	Department of Environmental Quality	0.0	0.0	0.3
HR Prorata Rate Change	Department of Weights and Measures	0.0	0.0	0.1
Retirement Adjustment	Department of Environmental Quality	0.0	0.0	0.8
Retirement Adjustment	Department of Weights and Measures	0.0	0.0	0.3
	Uses Total	5,511.7	7,881.0	7,822.4
	Air Quality Fund Ending Balance	6,687.1	6,846.1	7,063.7

Fund Balances and Description Table for All Non-General Funds

Fund Number 2227

Substance Abuse Services Fund

[Link To Flow Chart](#)

A.R.S. § 36-2005

Funds are used to provide alcohol and other drug screening, education, or treatment services for persons ordered by the court to receive treatment who cannot afford to pay. The fund receives 23.6% of monies collected from the Medical Services Enhancement Fund, which is a 13% penalty levied on criminal offenses, motor vehicle civil violations and game and fish violations.

		FY 2013	FY 2014	FY 2015
Sources				
Beginning Balance		1,749.8	2,205.7	2,501.1
Revenues	Department of Health Services	2,705.9	2,545.4	2,418.2
Sources Total		4,455.7	4,751.1	4,919.3
Uses				
Operating Expenditures/Appropriations	Department of Health Services	2,250.0	2,250.0	2,250.0
Uses Total		2,250.0	2,250.0	2,250.0
Substance Abuse Services Fund Ending Balance		2,205.7	2,501.1	2,669.3

Fund Number 2228

Victim Witness Assistance Fund

[Link To Flow Chart](#)

A.R.S. § 35-142

Revenues from grants are used to compensate and assist victims of crime.

		FY 2013	FY 2014	FY 2015
Sources				
Beginning Balance		1.8	0.0	0.0
Revenues	Attorney General - Department of Law	45.5	58.0	58.0
Sources Total		47.3	58.0	58.0
Uses				
Non-Appropriated Expenditures	Attorney General - Department of Law	47.3	58.0	58.0
Uses Total		47.3	58.0	58.0
Victim Witness Assistance Fund Ending Balance		0.0	0.0	0.0

Fund Balances and Description Table for All Non-General Funds

Fund Number 2232

Cooperative Forestry Fund

[Link To Flow Chart](#)

A.R.S. § 37-624

Consists of pass-thru monies to local governments and private parties for the purpose of wildland fire prevention and suppression.

		FY 2013	FY 2014	FY 2015
Sources				
Beginning Balance		2,881.2	2,464.9	1,590.3
Revenues	State Forester	5,143.1	4,194.4	3,894.4
	Sources Total	8,024.3	6,659.3	5,484.7
Uses				
Non-Appropriated Expenditures	State Forester	5,559.4	5,069.0	5,069.0
HR Prorata Rate Change	State Forester	0.0	0.0	0.5
Retirement Adjustment	State Forester	0.0	0.0	0.6
	Uses Total	5,559.4	5,069.0	5,070.1
	Cooperative Forestry Fund Ending Balance	2,464.9	1,590.3	414.6

Fund Number 2235

Housing Trust Fund

[Link To Flow Chart](#)

A.R.S. § 41-3955

This fund receives \$2.5 million in proceeds from state's unclaimed property revenues, as well as interest income and, occasionally, prior year reimbursements from the federal government. The fund is primarily used to provide matching funds for federal housing programs and homeless prevention and aid to shelters. The appropriated portion of the fund is for the purposes of administering the programs within the Housing Trust Fund.

		FY 2013	FY 2014	FY 2015
Sources				
Beginning Balance		18,902.7	15,608.7	10,774.0
Revenues	Arizona Department of Housing	3,138.6	2,995.3	2,942.5
	Sources Total	22,041.3	18,604.0	13,716.5
Uses				
Operating Expenditures/Appropriations	Arizona Department of Housing	311.2	313.8	313.8
Administrative Adjustments	Arizona Department of Housing	33.2	0.0	0.0
Non-Appropriated Expenditures	Arizona Department of Housing	6,088.2	7,516.2	7,945.3
HR Prorata Rate Change	Arizona Department of Housing	0.0	0.0	0.1
Retirement Adjustment	Arizona Department of Housing	0.0	0.0	0.1
	Uses Total	6,432.6	7,830.0	8,259.3
	Housing Trust Fund Ending Balance	15,608.7	10,774.0	5,457.2

Fund Balances and Description Table for All Non-General Funds

Fund Number 2236

Tourism Fund

[Link To Flow Chart](#)

A.R.S. § 41-2306

Revenues are from a portion of hotel taxes, car rental surcharges, and contributions paid by the State by Indian Tribes who have tribal-state gaming compacts. These funds are used to support the statewide promotion of the tourism industry and tourism efforts in the county where the hotel tax and car rental surcharge is collected.

		FY 2013	FY 2014	FY 2015
Sources				
Beginning Balance		7,990.2	8,907.6	8,907.6
Revenues	Arizona Office of Tourism	13,013.7	13,904.9	14,393.0
	Sources Total	21,003.9	22,812.5	23,300.6
Uses				
Non-Appropriated Expenditures	Arizona Office of Tourism	12,096.3	13,904.9	13,904.9
	Uses Total	12,096.3	13,904.9	13,904.9
	Tourism Fund Ending Balance	8,907.6	8,907.6	9,395.7

Fund Number 2237

Mobile Home Relocation Fund

[Link To Flow Chart](#)

A.R.S. § 33-1476.02

Funds are used to pay premiums and other costs of purchasing insurance coverage for tenant relocation costs from a private licensed insurer. Sources of revenue include assessments collected from mobile home owners and interest earnings.

		FY 2013	FY 2014	FY 2015
Sources				
Beginning Balance		7,257.4	7,479.3	7,575.5
Revenues	Department of Fire, Building and Life Safety	614.7	533.8	465.4
	Sources Total	7,872.1	8,013.1	8,040.9
Uses				
Non-Appropriated Expenditures	Department of Fire, Building and Life Safety	392.8	437.6	437.6
Rent Management Adjustment	Department of Fire, Building and Life Safety	0.0	0.0	0.6
Retirement Adjustment	Department of Fire, Building and Life Safety	0.0	0.0	0.2
	Uses Total	392.8	437.6	438.4
	Mobile Home Relocation Fund Ending Balance	7,479.3	7,575.5	7,602.5

Fund Balances and Description Table for All Non-General Funds

Fund Number 2242

Audit Services Fund

Link To Flow Chart

A.R.S. § 41-1279

Revenues are generated by fees on those entities being audited, and are used to perform audits and related services.

		<u>FY 2013</u>	<u>FY 2014</u>	<u>FY 2015</u>
Sources				
Beginning Balance		2,013.2	2,319.4	2,021.6
Revenues	Auditor General	2,170.4	1,700.0	1,600.0
	Sources Total	4,183.6	4,019.4	3,621.6
Uses				
Non-Appropriated Expenditures	Auditor General	1,864.2	1,997.8	1,997.8
Retirement Adjustment	Auditor General	0.0	0.0	0.8
	Uses Total	1,864.2	1,997.8	1,998.6
	Audit Services Fund Ending Balance	2,319.4	2,021.6	1,623.0

Fund Number 2244

Economic Strength Project Fund

Link To Flow Chart

A.R.S. § 28-7282

Funds are allocated from Highway User Revenue Funds. Provides monies for economic strength highway projects recommended by the Arizona Commerce Authority and approved by the State Transportation Board.

		<u>FY 2013</u>	<u>FY 2014</u>	<u>FY 2015</u>
Sources				
Beginning Balance		1,683.3	2,508.2	3,331.2
Revenues	Department of Transportation	1,018.0	1,023.0	1,029.8
	Sources Total	2,701.3	3,531.2	4,361.0
Uses				
Non-Appropriated Expenditures	Department of Transportation	193.1	0.0	0.0
Legislative Fund Transfers	Department of Transportation	0.0	200.0	0.0
	Uses Total	193.1	200.0	0.0
	Economic Strength Project Fund Ending Balance	2,508.2	3,331.2	4,361.0

Fund Balances and Description Table for All Non-General Funds

Fund Number 2246 Judicial Collection - Enhancement Fund

Link To Flow Chart

A.R.S. § 12-116.01

Fund receives electronic case filing and access fees and is used to improve, maintain, and enhance the ability of the courts, to collect and manage monies assessed or received by the courts and to improve court automation projects likely to improve case processing or the administration of justice, according to plans approved by the Supreme Court.

		FY 2013	FY 2014	FY 2015
Sources				
Beginning Balance		7,218.3	7,042.7	3,819.1
Revenues	Judiciary	17,098.8	17,343.1	17,343.1
Sources Total		24,317.1	24,385.8	21,162.2
Uses				
Operating Expenditures/Appropriations	Judiciary	17,313.3	20,031.2	20,031.2
Administrative Adjustments	Judiciary	(438.9)	0.0	0.0
Legislative Fund Transfers	Judiciary	400.0	535.5	0.0
Retirement Adjustment	Judiciary	0.0	0.0	0.4
Uses Total		17,274.4	20,566.7	20,031.6
Judicial Collection - Enhancement Fund Ending Balance		7,042.7	3,819.1	1,130.6

Fund Number 2247 Defensive Driving Fund

Link To Flow Chart

A.R.S. § 12-114

The fund receives fees from persons attending defensive driving school and defensive driving school certification fees. The fund is used to supervise the use of defensive driving schools by the courts in Arizona and to expedite the processing of all offenses.

		FY 2013	FY 2014	FY 2015
Sources				
Beginning Balance		1,299.6	913.4	837.0
Revenues	Judiciary	3,264.8	3,198.8	3,357.5
Sources Total		4,564.4	4,112.2	4,194.5
Uses				
Operating Expenditures/Appropriations	Judiciary	3,646.9	4,194.4	4,194.4
Administrative Adjustments	Judiciary	4.1	(919.2)	0.0
Retirement Adjustment	Judiciary	0.0	0.0	(57.6)
Uses Total		3,651.0	3,275.2	4,136.8
Defensive Driving Fund Ending Balance		913.4	837.0	57.7

Fund Balances and Description Table for All Non-General Funds

Fund Number 2253 Off-highway Vehicle Recreation Fund

Link To Flow Chart

A.R.S. § 28-1176

Revenues of the fund consist of a portion of receipts collected from motor vehicle fuel license taxes and are allocated as follows: 60% to State Parks, 35% to the Arizona Game and Fish Department, and 5% to the State Land Department. The fund is used to plan, administer, and enforce off-highway vehicle recreation, and to develop facilities consistent with the off-highway vehicle plan.

		FY 2013	FY 2014	FY 2015
Sources				
Beginning Balance		3,293.5	4,812.4	3,138.9
Revenues	Arizona Game & Fish Department	1,593.2	1,602.0	1,602.0
Revenues	State Land Department	226.6	225.0	225.0
Revenues	State Parks Board	2,754.1	2,730.0	2,730.0
Sources Total		7,867.4	9,369.4	7,695.9
Uses				
Non-Appropriated Expenditures	Arizona Game & Fish Department	1,403.9	1,822.2	1,822.2
Non-Appropriated Expenditures	State Land Department	146.7	290.0	290.0
Non-Appropriated Expenditures	State Parks Board	1,504.4	4,096.9	4,096.9
Rent Management Adjustment	State Parks Board	0.0	0.0	1.2
Legislative Fund Transfers	State Land Department	0.0	2.0	0.0
Legislative Fund Transfers	State Parks Board	0.0	19.4	0.0
HR Prorata Rate Change	Arizona Game & Fish Department	0.0	0.0	0.2
HR Prorata Rate Change	State Parks Board	0.0	0.0	0.2
Retirement Adjustment	Arizona Game & Fish Department	0.0	0.0	20.0
Retirement Adjustment	State Parks Board	0.0	0.0	0.1
Uses Total		3,055.0	6,230.5	6,230.9
Off-highway Vehicle Recreation Fund Ending Balance		4,812.4	3,138.9	1,465.1

Fund Balances and Description Table for All Non-General Funds

Fund Number 2254 Clean Water Revolving Fund

Link To Flow Chart

A.R.S. § 49-1221

The fund is used to parallel the funding mechanism created by the US Congress for clean water systems. Revenues consist of monies appropriated by the legislature, federal grants, bond revenues, loan repayments, and interest and penalty payments. The fund is used for administering loans to political subdivisions and Indian tribes for wastewater treatment plan capital improvements by providing loans to political subdivisions and Indian tribes for the construction of publicly owned wastewater treatment works as defined in section 212 of the Clean Water Act.

		FY 2013	FY 2014	FY 2015
Sources				
Beginning Balance		87,533.3	100,462.2	87,664.7
Revenues	Water Infrastructure Finance Authority	77,552.5	112,448.1	74,776.5
Sources Total		165,085.8	212,910.3	162,441.2
Uses				
Non-Appropriated Expenditures	Water Infrastructure Finance Authority	64,623.6	125,245.6	125,245.6
HR Prorata Rate Change	Water Infrastructure Finance Authority	0.0	0.0	0.3
Uses Total		64,623.6	125,245.6	125,245.9
Clean Water Revolving Fund Ending Balance		100,462.2	87,664.7	37,195.3

Fund Number 2256 Behavioral Health Examiners Fund

Link To Flow Chart

A.R.S. § 32-3254

Revenues are from the fees, fines, and other revenue collected by the Board, and are used to certify and regulate behavioral health professionals in the fields of social work, counseling, marriage and family therapy, and substance abuse counseling.

		FY 2013	FY 2014	FY 2015
Sources				
Beginning Balance		1,213.3	1,111.4	967.1
Revenues	Board of Behavioral Health Examiners	1,393.6	1,613.8	1,391.8
Sources Total		2,606.9	2,725.2	2,358.9
Uses				
Operating Expenditures/Appropriations	Board of Behavioral Health Examiners	1,487.3	1,758.1	1,758.1
Administrative Adjustments	Board of Behavioral Health Examiners	8.2	0.0	0.0
HR Prorata Rate Change	Board of Behavioral Health Examiners	0.0	0.0	0.2
Retirement Adjustment	Board of Behavioral Health Examiners	0.0	0.0	0.5
Uses Total		1,495.5	1,758.1	1,758.8
Behavioral Health Examiners Fund Ending Balance		1,111.4	967.1	600.1

Fund Balances and Description Table for All Non-General Funds

Fund Number 2259 **AZ Iceberg Lettuce Research Fund**

Link To Flow Chart

A.R.S. § 3-526.04

This fund consists of assessments on iceberg lettuce that is prepared for market. Monies in the fund support research, development, and survey programs concerning varietal development on iceberg lettuce.

		FY 2013	FY 2014	FY 2015
Sources				
Beginning Balance		41.6	63.3	63.3
Revenues	Arizona Department of Agriculture	85.3	100.0	100.0
Sources Total		126.9	163.3	163.3
Uses				
Non-Appropriated Expenditures	Arizona Department of Agriculture	63.6	100.0	100.0
Uses Total		63.6	100.0	100.0
AZ Iceberg Lettuce Research Fund Ending Balance		63.3	63.3	63.3

Fund Number 2260 **Citrus, Fruit, and Vegetable Revolving Fund**

Link To Flow Chart

A.R.S. § 3-447

Revenues are from dealer, shipper, and packer licenses and assessments against each shipper in an amount of not more than one and one-fourth cents per standard carton, or the equivalent weight, of each kind of fruit and vegetable, including citrus, shipped and regulated. Funds are used to inspect produce before and after harvesting to ensure that marketed products meet both standards of quality and packaging requirements.

		FY 2013	FY 2014	FY 2015
Sources				
Beginning Balance		80.6	80.1	41.6
Revenues	Arizona Department of Agriculture	279.7	312.9	312.9
Sources Total		360.3	393.0	354.5
Uses				
Non-Appropriated Expenditures	Arizona Department of Agriculture	280.2	351.4	351.4
Rent Management Adjustment	Arizona Department of Agriculture	0.0	0.0	2.5
Retirement Adjustment	Arizona Department of Agriculture	0.0	0.0	0.1
Uses Total		280.2	351.4	354.1
Citrus, Fruit, and Vegetable Revolving Fund Ending Balance		80.1	41.6	0.4

Fund Balances and Description Table for All Non-General Funds

Fund Number 2261

State Employee Ride Share Fund

Link To Flow Chart

A.R.S § 41-101.03

Revenues from the Air Quality Fund and the Maricopa Association of Governments are used to operate a travel reduction program for the transportation of state employees between their residences and their places of work.

		<u>FY 2013</u>	<u>FY 2014</u>	<u>FY 2015</u>
Sources				
Beginning Balance		340.7	457.6	418.7
Revenues	Arizona Department of Administration	538.5	535.0	535.0
Sources Total		879.2	992.6	953.7
Uses				
Non-Appropriated Expenditures	Arizona Department of Administration	421.6	564.7	564.7
Legislative Fund Transfers	Arizona Department of Administration	0.0	4.6	0.0
Transfer Due to Fund Balance Cap	Arizona Department of Administration	0.0	4.6	0.0
HR Prorata Rate Change	Arizona Department of Administration	0.0	0.0	0.1
Retirement Adjustment	Arizona Department of Administration	0.0	0.0	0.2
Uses Total		421.6	573.9	564.9
State Employee Ride Share Fund Ending Balance		457.6	418.7	388.8

Fund Number 2263

Occupational Therapy Fund

Link To Flow Chart

A.R.S. § 32-3405

Revenues are from the fees, fines and other revenues collected by the Board, and are used to certify and regulate occupational therapists, and occupational therapy assistants.

		<u>FY 2013</u>	<u>FY 2014</u>	<u>FY 2015</u>
Sources				
Beginning Balance		296.5	341.1	456.6
Revenues	Board of Occupational Therapy Examiners	201.9	288.0	205.0
Sources Total		498.4	629.1	661.6
Uses				
Operating Expenditures/Appropriations	Board of Occupational Therapy Examiners	157.3	172.5	189.1
Retirement Adjustment	Board of Occupational Therapy Examiners	0.0	0.0	0.1
Uses Total		157.3	172.5	189.2
Occupational Therapy Fund Ending Balance		341.1	456.6	472.4

Fund Balances and Description Table for All Non-General Funds

Fund Number 2264 Security Regulatory and Enforcement Fund

Link To Flow Chart

A.R.S. § 44-2039

Revenues include part of a registration fee for each dealer and salesman, part of the fee for a salesman transferring registration from one registered dealer to another, and an exchange registration fee for each unit of a security exchanged. The Commission uses these monies for education, regulatory, investigative and enforcement operations in the securities division. All revenue in excess of the appropriation is deposited into the General Fund.

		FY 2013	FY 2014	FY 2015
Sources				
Beginning Balance		1,119.6	1,200.1	1,166.8
Revenues	Corporation Commission	4,734.5	4,787.5	5,570.8
Sources Total		5,854.1	5,987.6	6,737.6
Uses				
Operating Expenditures/Appropriations	Corporation Commission	4,650.2	4,787.5	4,787.5
Operating Expenditures/Appropriations	Arizona Department of Administration	0.0	0.0	783.3
Administrative Adjustments	Corporation Commission	3.8	0.0	0.0
Rent Management Adjustment	Corporation Commission	0.0	0.0	35.7
Legislative Fund Transfers	Corporation Commission	0.0	33.3	0.0
HR Prorata Rate Change	Corporation Commission	0.0	0.0	0.8
Retirement Adjustment	Corporation Commission	0.0	0.0	(9.8)
Uses Total		4,654.0	4,820.8	5,597.4
Security Regulatory and Enforcement Fund Ending Balance		1,200.1	1,166.8	1,140.1

Fund Number 2265 Data Processing Acquisition Fund

Link To Flow Chart

A.R.S. § 41-127

Monies consist of special recording fees used to improve data processing in the Secretary of State's office.

		FY 2013	FY 2014	FY 2015
Sources				
Beginning Balance		191.8	314.0	436.2
Revenues	Department of State - Secretary of State	234.0	234.0	234.0
Sources Total		425.8	548.0	670.2
Uses				
Non-Appropriated Expenditures	Department of State - Secretary of State	111.8	111.8	111.8
Uses Total		111.8	111.8	111.8
Data Processing Acquisition Fund Ending Balance		314.0	436.2	558.4

Fund Balances and Description Table for All Non-General Funds

Fund Number 2266

Cash Deposits Fund

[Link To Flow Chart](#)

A.R.S. § 35-142

This fund receives cash advances, reimbursements and deposits that are used for state park maintenance and rental property repair.

		FY 2013	FY 2014	FY 2015
Sources				
Beginning Balance		325.6	323.8	323.8
Revenues	Department of Transportation	15.5	15.0	15.0
	Sources Total	341.1	338.8	338.8
Uses				
Non-Appropriated Expenditures	Department of Transportation	17.3	15.0	15.0
	Uses Total	17.3	15.0	15.0
	Cash Deposits Fund Ending Balance	323.8	323.8	323.8

Fund Number 2269

Board of Respiratory Care Examiners Fund

[Link To Flow Chart](#)

A.R.S. § 32-3505

Revenues come from the fees, fines, and other revenue received by the Board. Funds are used to license and regulate respiratory care practitioners.

		FY 2013	FY 2014	FY 2015
Sources				
Beginning Balance		248.9	238.6	219.0
Revenues	Board of Respiratory Care Examiners	277.7	277.5	277.5
	Sources Total	526.6	516.1	496.5
Uses				
Operating Expenditures/Appropriations	Board of Respiratory Care Examiners	288.0	297.1	297.1
Administrative Adjustments	Board of Respiratory Care Examiners	0.0	0.0	0.0
Rent Management Adjustment	Board of Respiratory Care Examiners	0.0	0.0	3.1
HR Prorata Rate Change	Board of Respiratory Care Examiners	0.0	0.0	0.1
Retirement Adjustment	Board of Respiratory Care Examiners	0.0	0.0	0.1
	Uses Total	288.0	297.1	300.4
	Board of Respiratory Care Examiners Fund Ending Balance	238.6	219.0	196.1

Fund Balances and Description Table for All Non-General Funds

Fund Number 2270

Board of Appraisal Fund

[Link To Flow Chart](#)

A.R.S. § 32-3608(A)

This fund consists of fees and charges paid by real estate appraisers that are used to license, certify, and regulate appraisers and Appraisal Management Companies.

		FY 2013	FY 2014	FY 2015
Sources				
Beginning Balance		294.7	279.3	204.2
Revenues	State Board of Appraisal	735.7	776.5	776.5
	Sources Total	1,030.4	1,055.8	980.7
Uses				
Operating Expenditures/Appropriations	State Board of Appraisal	751.1	851.6	861.6
Rent Management Adjustment	State Board of Appraisal	0.0	0.0	5.2
HR Prorata Rate Change	State Board of Appraisal	0.0	0.0	0.1
Retirement Adjustment	State Board of Appraisal	0.0	0.0	0.2
	Uses Total	751.1	851.6	867.2
	Board of Appraisal Fund Ending Balance	279.3	204.2	113.5

Fund Number 2271

Underground Storage Tank Revolving Fund

[Link To Flow Chart](#)

A.R.S. § 49-1015

Revenues consist of a portion of excise tax on regulated petroleum products. The fund supports the Department of Environmental Quality - initiated corrective action on leaking tanks, executing required tank regulations, fund administration, loans and reimbursements to tank owners for taking corrective and remediation actions.

		FY 2013	FY 2014	FY 2015
Sources				
Beginning Balance		28,586.6	1,770.1	1,782.2
Revenues	Department of Environmental Quality	(20,423.1)	7,192.2	7,192.0
	Sources Total	8,163.5	8,962.3	8,974.2
Uses				
Operating Expenditures/Appropriations	Department of Environmental Quality	0.0	22.0	22.0
Non-Appropriated Expenditures	Department of Environmental Quality	6,393.5	7,154.9	7,154.9
Legislative Fund Transfers	Department of Environmental Quality	0.0	3.2	0.0
Retirement Adjustment	Department of Environmental Quality	0.0	0.0	0.9
	Uses Total	6,393.5	7,180.1	7,177.8
	Underground Storage Tank Revolving Fund Ending Balance	1,770.1	1,782.2	1,796.3

Fund Balances and Description Table for All Non-General Funds

Fund Number 2272 Vehicle Inspection and Title Enforcement Fund

Link To Flow Chart

A.R.S. § 28-2012

Revenues in the fund consist of inspections fees. Monies in the fund are used to defray costs of investigations involving certificates of title, licensing fraud, registration enforcement and other related issues.

		FY 2013	FY 2014	FY 2015
Sources				
Beginning Balance		810.6	740.5	614.2
Revenues	Department of Transportation	1,389.9	1,348.2	1,348.0
Sources Total		2,200.5	2,088.7	1,962.2
Uses				
Operating Expenditures/Appropriations	Department of Transportation	1,460.0	1,464.1	1,464.1
Legislative Fund Transfers	Department of Transportation	0.0	10.4	0.0
HR Prorata Rate Change	Department of Transportation	0.0	0.0	0.3
Retirement Adjustment	Department of Transportation	0.0	0.0	0.5
Uses Total		1,460.0	1,474.5	1,464.9
Vehicle Inspection and Title Enforcement Fund Ending Balance		740.5	614.2	497.3

Fund Number 2274 Environmental Special Plate Fund

Link To Flow Chart

A.R.S. § 28-2413

The fund receives a portion of the proceeds from the sale of Environmental Special License Plates and is used for environmental education.

		FY 2013	FY 2014	FY 2015
Sources				
Beginning Balance		97.9	93.1	0.0
Revenues	State Land Department	167.0	166.9	146.0
Sources Total		264.9	260.0	146.0
Uses				
Operating Expenditures/Appropriations	State Land Department	171.8	260.0	260.0
Uses Total		171.8	260.0	260.0
Environmental Special Plate Fund Ending Balance		93.1	0.0	(114.0)

Note: The Department will manage expenditures in FY 2015 to ensure a positive ending fund balance.

Fund Balances and Description Table for All Non-General Funds

Fund Number 2275 **Court Appointed Special Advocate Fund**

Link To Flow Chart

A.R.S. § 8-524

The fund receives 30% of the state lottery unclaimed prize monies and is used to train community volunteers appointed by a judge to advocate for abused and neglected children in juvenile court proceedings.

		FY 2013	FY 2014	FY 2015
Sources				
Beginning Balance		1,872.1	2,407.9	1,954.8
Revenues	Judiciary	2,973.8	2,487.8	2,487.8
Sources Total		4,845.9	4,895.7	4,442.6
Uses				
Operating Expenditures/Appropriations	Judiciary	2,438.0	2,940.9	2,940.9
Retirement Adjustment	Judiciary	0.0	0.0	0.2
Uses Total		2,438.0	2,940.9	2,941.1
Court Appointed Special Advocate Fund Ending Balance		2,407.9	1,954.8	1,501.6

Fund Number 2276 **Confidential Intermediary Fund**

Link To Flow Chart

A.R.S. § 8-134

The fund receives a portion of Superior Court fees, fees for certified copies of birth certificates, and fees collected for fiduciary registration. Funds are used for an individual or an adoption agency to act as a contact between an adoptive parents and an adoptee or birth parent in locating confidential information or establishing contact.

		FY 2013	FY 2014	FY 2015
Sources				
Beginning Balance		383.2	415.5	231.3
Revenues	Judiciary	307.7	307.3	307.3
Sources Total		690.9	722.8	538.6
Uses				
Operating Expenditures/Appropriations	Judiciary	275.4	488.0	488.0
Legislative Fund Transfers	Judiciary	0.0	3.5	0.0
Retirement Adjustment	Judiciary	0.0	0.0	(13.8)
Uses Total		275.4	491.5	474.2
Confidential Intermediary Fund Ending Balance		415.5	231.3	64.4

Fund Balances and Description Table for All Non-General Funds

Fund Number 2277COU Drug Treatment and Education Fund

Link To Flow Chart

A.R.S. § 13-901.02

Revenue is received from alcohol taxes. Drug Treatment and Education Fund monies are distributed to 15 Superior Court adult probation departments to help fund drug education and treatment programs.

		FY 2013	FY 2014	FY 2015
Sources				
Beginning Balance		2,311.2	2,380.7	2,168.6
Revenues	Judiciary	4,411.4	4,462.3	4,462.3
Sources Total		6,722.6	6,843.0	6,630.9
Uses				
Operating Expenditures/Appropriations	Judiciary	500.0	500.0	500.0
Administrative Adjustments	Judiciary	(178.6)	(30.0)	0.0
Non-Appropriated Expenditures	Judiciary	3,870.5	4,023.2	4,023.2
Legislative Fund Transfers	Judiciary	150.0	181.2	0.0
Retirement Adjustment	Judiciary	0.0	0.0	0.2
Uses Total		4,341.9	4,674.4	4,523.4
Drug Treatment and Education Fund Ending Balance		2,380.7	2,168.6	2,107.5

Fund Number 2277GVA Drug Treatment and Education Fund

Link To Flow Chart

Proposition 200, November 1996

Revenue is received from alcohol taxes. Drug Treatment and Education Fund monies are distributed to the Parent Commission to help fund drug education and treatment programs.

		FY 2013	FY 2014	FY 2015
Sources				
Beginning Balance		3,769.0	4,323.4	3,776.1
Revenues	Office of the Governor	4,353.3	4,200.0	4,200.0
Sources Total		8,122.3	8,523.4	7,976.1
Uses				
Non-Appropriated Expenditures	Office of the Governor	3,798.9	4,747.3	4,747.3
Retirement Adjustment	Office of the Governor	0.0	0.0	(0.2)
Uses Total		3,798.9	4,747.3	4,747.1
Drug Treatment and Education Fund Ending Balance		4,323.4	3,776.1	3,229.0

Fund Balances and Description Table for All Non-General Funds

Fund Number 2278 DPS Records Processing Fund

Link To Flow Chart

A.R.S. § 41-1750

Funds received from accident report and fingerprint fees are used for the administrative costs of processing the reports and fingerprints.

		FY 2013	FY 2014	FY 2015
Sources				
Beginning Balance		594.4	461.4	158.9
Revenues	Department of Public Safety	5,247.0	5,351.0	5,531.3
	Sources Total	5,841.4	5,812.4	5,690.2
Uses				
Non-Appropriated Expenditures	Department of Public Safety	5,380.0	5,614.6	5,614.6
Legislative Fund Transfers	Department of Public Safety	0.0	38.9	0.0
Retirement Adjustment	Department of Public Safety	0.0	0.0	0.4
	Uses Total	5,380.0	5,653.5	5,615.0
	DPS Records Processing Fund Ending Balance	461.4	158.9	75.2

Fund Number 2279 Wildlife Endowment Fund

Link To Flow Chart

A.R.S. § 17-271

Revenue is received from the sale of lifetime hunting and fishing licenses and are used for wildlife management and conservation.

		FY 2013	FY 2014	FY 2015
Sources				
Beginning Balance		1,674.4	1,823.1	1,967.4
Revenues	Arizona Game & Fish Department	148.7	160.3	164.5
	Sources Total	1,823.1	1,983.4	2,131.9
Uses				
Operating Expenditures/Appropriations	Arizona Game & Fish Department	0.0	16.0	16.0
	Uses Total	0.0	16.0	16.0
	Wildlife Endowment Fund Ending Balance	1,823.1	1,967.4	2,115.9

Fund Balances and Description Table for All Non-General Funds

Fund Number 2280 Drug and Gang Prevention Resource Center Fund

Link To Flow Chart

A.R.S. § 41-2402

The fund consists of a 1.31% allocation from superior court filing fees. The funds are used for prevention projects and studies to reduce drug and gang-related crime.

		FY 2013	FY 2014	FY 2015
Sources				
Beginning Balance		415.6	846.9	1,161.4
Revenues	Arizona Criminal Justice Commission	566.4	555.1	555.1
	Sources Total	982.0	1,402.0	1,716.5
Uses				
Operating Expenditures/Appropriations	Arizona Criminal Justice Commission	135.1	238.9	238.9
Legislative Fund Transfers	Arizona Criminal Justice Commission	0.0	1.7	0.0
	Uses Total	135.1	240.6	238.9
Drug and Gang Prevention Resource Center Fund Ending Balance		846.9	1,161.4	1,477.6

Fund Number 2281 Juvenile Corrections CJEF Dist Fund

Link To Flow Chart

A.R.S. § 41-2401

Revenues from a 1.61% allocation from the Criminal Justice Enhancement Fund (CJEF), are used to reimburse the state for the care of youth in juvenile institutions.

		FY 2013	FY 2014	FY 2015
Sources				
Beginning Balance		251.5	484.6	542.9
Revenues	Department of Juvenile Corrections	662.1	638.9	616.5
	Sources Total	913.6	1,123.5	1,159.4
Uses				
Operating Expenditures/Appropriations	Department of Juvenile Corrections	406.1	530.6	530.6
Administrative Adjustments	Department of Juvenile Corrections	22.9	46.2	0.0
Legislative Fund Transfers	Department of Juvenile Corrections	0.0	3.8	0.0
	Uses Total	429.0	580.6	530.6
Juvenile Corrections CJEF Dist Fund Ending Balance		484.6	542.9	628.8

Fund Balances and Description Table for All Non-General Funds

Fund Number 2282

Crime Laboratory Assessment Fund

Link To Flow Chart

A.R.S. § 41-2415

Funds received from a 2.3% allocation from the Criminal Justice Enhancement Fund (CJEF) surcharge on fines and penalties are used to provide enhanced crime laboratory services.

		<u>FY 2013</u>	<u>FY 2014</u>	<u>FY 2015</u>
Sources				
Beginning Balance		200.2	282.7	328.0
Revenues	Department of Public Safety	945.8	922.2	922.2
	Sources Total	1,146.0	1,204.9	1,250.2
Uses				
Operating Expenditures/Appropriations	Department of Public Safety	870.4	870.6	871.1
Administrative Adjustments	Department of Public Safety	(7.1)	0.0	0.0
Legislative Fund Transfers	Department of Public Safety	0.0	6.3	0.0
Retirement Adjustment	Department of Public Safety	0.0	0.0	0.2
	Uses Total	863.3	876.9	871.3
Crime Laboratory Assessment Fund Ending Balance		282.7	328.0	378.9

Fund Balances and Description Table for All Non-General Funds

Fund Number 2285 Motor Vehicle Liability Insurance Enforcement Fund

Link To Flow Chart

A.R.S. § 28-4151

Revenues in the fund consist of penalty fees for reinstatement of a motor vehicle registration. Monies in the fund are used to cover the program statutorily designed to help verify vehicle identity and ownership and enable the Department of Transportation to enforce mandatory motor vehicle liability insurance.

		FY 2013	FY 2014	FY 2015
Sources				
Beginning Balance		1,135.9	1,961.2	2,991.8
Revenues	Department of Transportation	2,549.1	2,784.9	2,890.0
	Sources Total	3,685.0	4,746.1	5,881.8
Uses				
Operating Expenditures/Appropriations	Department of Transportation	1,078.7	1,086.7	1,086.7
Operating Expenditures/Appropriations	Department of Weights and Measures	326.0	330.0	330.0
Non-Appropriated Expenditures	Department of Transportation	329.2	330.0	330.0
Legislative Fund Transfers	Department of Transportation	0.0	7.6	0.0
Legislative Fund Transfers	Department of Weights and Measures	(10.1)	0.0	0.0
HR Prorata Rate Change	Department of Transportation	0.0	0.0	0.3
HR Prorata Rate Change	Department of Weights and Measures	0.0	0.0	0.1
Retirement Adjustment	Department of Transportation	0.0	0.0	0.4
Retirement Adjustment	Department of Weights and Measures	0.0	0.0	0.1
	Uses Total	1,723.8	1,754.3	1,747.5
Motor Vehicle Liability Insurance Enforcement Fund Ending Balance		1,961.2	2,991.8	4,134.3

Fund Balances and Description Table for All Non-General Funds

Fund Number 2286 Auto Fingerprint Identification Fund

Link To Flow Chart

A.R.S. § 41-2414

Funds received from a 6.46% allocation from the Criminal Justice Enhancement Fund (CJEF) surcharge on fines and penalties are used to purchase equipment for, operate, maintain and administer the Arizona Automated Fingerprint Identification System.

		FY 2013	FY 2014	FY 2015
Sources				
Beginning Balance		486.4	790.7	349.4
Revenues	Department of Public Safety	2,656.5	2,590.1	2,590.1
Sources Total		3,142.9	3,380.8	2,939.5
Uses				
Operating Expenditures/Appropriations	Department of Public Safety	2,342.7	3,009.7	2,909.7
Administrative Adjustments	Department of Public Safety	9.5	0.0	0.0
Legislative Fund Transfers	Department of Public Safety	0.0	21.7	0.0
Uses Total		2,352.2	3,031.4	2,909.7
Auto Fingerprint Identification Fund Ending Balance		790.7	349.4	29.8

Fund Number 2289 Recycling Fund

Link To Flow Chart

A.R.S. § 49-837

Revenues in the fund consist of monies derived from landfill disposal fees. Subject to legislative appropriation, the fund is designed to provide grants to public and private enterprises for recycling activities in the areas of support research, demonstration projects, market development, public education and information.

		FY 2013	FY 2014	FY 2015
Sources				
Beginning Balance		648.8	1,748.6	2,149.1
Revenues	Department of Environmental Quality	1,813.1	1,769.5	1,769.5
Sources Total		2,461.8	3,518.1	3,918.6
Uses				
Operating Expenditures/Appropriations	Department of Environmental Quality	713.3	1,359.4	2,359.4
Legislative Fund Transfers	Department of Environmental Quality	0.0	9.6	0.0
HR Prorata Rate Change	Department of Environmental Quality	0.0	0.0	0.1
Retirement Adjustment	Department of Environmental Quality	0.0	0.0	0.3
Uses Total		713.3	1,369.0	2,359.8
Recycling Fund Ending Balance		1,748.6	2,149.1	1,558.8

Fund Balances and Description Table for All Non-General Funds

Fund Number 2295 **Arizona Game and Fish Commission Heritage Fund**

Link To Flow Chart

A.R.S. § 17-297

This voter-approved fund receives revenue from an annual appropriation of \$10 million plus interest and is used to manage, evaluate, conserve areas containing sensitive or endangered biological features and wildlife. The fund is not voter protected.

		FY 2013	FY 2014	FY 2015
Sources				
Beginning Balance		8,753.9	9,632.2	5,844.6
Revenues	Arizona Game & Fish Department	10,118.4	10,050.0	10,050.0
	Sources Total	18,872.3	19,682.2	15,894.6
Uses				
Non-Appropriated Expenditures	Arizona Game & Fish Department	9,240.1	13,837.6	13,837.6
HR Prorata Rate Change	Arizona Game & Fish Department	0.0	0.0	1.0
Retirement Adjustment	Arizona Game & Fish Department	0.0	0.0	19.6
	Uses Total	9,240.1	13,837.6	13,858.3
Arizona Game and Fish Commission Heritage Fund Ending Balance		9,632.2	5,844.6	2,036.3

Fund Number 2297 **Aquaculture Fund**

Link To Flow Chart

A.R.S. § 3-2913

This fund consists of licensing fees for facilities where aquatic organisms are raised, such as fish hatcheries.

		FY 2013	FY 2014	FY 2015
Sources				
Beginning Balance		5.9	11.4	12.0
Revenues	Arizona Department of Agriculture	5.5	5.5	5.5
	Sources Total	11.4	16.9	17.5
Uses				
Non-Appropriated Expenditures	Arizona Department of Agriculture	0.0	4.9	4.9
	Uses Total	0.0	4.9	4.9
Aquaculture Fund Ending Balance		11.4	12.0	12.6

Fund Balances and Description Table for All Non-General Funds

Fund Number 2298

AZ Protected Native Plant Fund

[Link To Flow Chart](#)

A.R.S. § 3-913

Revenues include fees for issuing permits, tags, seals from landowners moving protected plants. Funds are used for the costs of administering the native plants program, which regulates the traffic in Arizona plants and prosecutes violators.

		<u>FY 2013</u>	<u>FY 2014</u>	<u>FY 2015</u>
Sources				
Beginning Balance		33.9	39.6	38.7
Revenues	Arizona Department of Agriculture	83.6	82.8	82.8
Sources Total		117.5	122.4	121.5
Uses				
Non-Appropriated Expenditures	Arizona Department of Agriculture	77.9	83.7	83.7
Rent Management Adjustment	Arizona Department of Agriculture	0.0	0.0	0.9
Uses Total		77.9	83.7	84.6
AZ Protected Native Plant Fund Ending Balance		39.6	38.7	36.9

Fund Number 2299AHA AZ Citrus Research Council Fund

[Link To Flow Chart](#)

A.R.S. § 3-468.04

This fund consists of assessments to support research development and programs concerning varietal development, eradication of citrus pests, and other programs necessary to production, harvesting, and hauling from field to market.

		<u>FY 2013</u>	<u>FY 2014</u>	<u>FY 2015</u>
Sources				
Beginning Balance		26.0	58.1	23.9
Revenues	Arizona Department of Agriculture	37.9	30.3	30.3
Sources Total		63.9	88.4	54.2
Uses				
Non-Appropriated Expenditures	Arizona Department of Agriculture	5.8	64.5	54.2
Uses Total		5.8	64.5	54.2
AZ Citrus Research Council Fund Ending Balance		58.1	23.9	0.0

Fund Balances and Description Table for All Non-General Funds

Fund Number 2300 **Massage Therapy Board Fund**

Link To Flow Chart

A.R.S. §32-4205

The Board regulates the practice of massage therapy by issuing licenses, establishing education requirements, and investigating complaints against licensees.

		FY 2013	FY 2014	FY 2015
Sources				
Beginning Balance		558.6	661.8	772.5
Revenues	Massage Therapy	567.9	567.9	567.9
Sources Total		1,126.5	1,229.7	1,340.4
Uses				
Operating Expenditures/Appropriations	Massage Therapy	464.7	457.2	457.2
Rent Management Adjustment	Massage Therapy	0.0	0.0	4.5
Retirement Adjustment	Massage Therapy	0.0	0.0	0.1
Uses Total		464.7	457.2	461.8
Massage Therapy Board Fund Ending Balance		661.8	772.5	878.6

Fund Number 2304 **Arizona Water Quality Fund**

Link To Flow Chart

A.R.S. § 45-618

The fund receives up to \$800,000 annually from the Water Quality Assurance Revolving Fund (WQARF). It is used to inspect wells for vertical cross-contamination of groundwater by hazardous substances and for other projects associated with the WQARF program.

		FY 2013	FY 2014	FY 2015
Sources				
Beginning Balance		100.0	171.9	200.4
Revenues	Department of Water Resources	300.8	300.5	300.5
Sources Total		400.8	472.4	500.9
Uses				
Non-Appropriated Expenditures	Department of Water Resources	228.9	269.8	269.8
Legislative Fund Transfers	Department of Water Resources	0.0	2.2	0.0
HR Prorata Rate Change	Department of Water Resources	0.0	0.0	0.1
Retirement Adjustment	Department of Water Resources	0.0	0.0	0.1
Uses Total		228.9	272.0	269.9
Arizona Water Quality Fund Ending Balance		171.9	200.4	231.0

Fund Balances and Description Table for All Non-General Funds

Fund Number 2306

Voluntary Equipment Emissions Reduction Fund

[Link To Flow Chart](#)

A.R.S. § 49-474.03

Monies in the Fund consisted of legislative appropriations and donations to support efforts and incentives to reduce emissions from lawn mowers. Laws 1996, Chapter 258 repealed the Fund.

		FY 2013	FY 2014	FY 2015
Sources				
Beginning Balance		1.7	1.7	1.7
	Sources Total	1.7	1.7	1.7
Uses				
	Uses Total	0.0	0.0	0.0
Voluntary Equipment Emissions Reduction Fund Ending Balance		1.7	1.7	1.7

Fund Number 2307

Drinking Water Revolving Fund

[Link To Flow Chart](#)

A.R.S. § 49-1241

Fund receives revenue from State contributions to provide match requirement for contribution appropriated by the US Congress which flow through the United States Environmental Protection Agency. The program provides financial assistance and make loans to eligible drinking water systems for the purpose of constructing, acquiring or improving drinking water facilities.

		FY 2013	FY 2014	FY 2015
Sources				
Beginning Balance		101,437.2	103,564.0	102,316.3
Revenues	Water Infrastructure Finance Authority	35,348.9	54,983.8	32,702.0
	Sources Total	136,786.1	158,547.8	135,018.3
Uses				
Non-Appropriated Expenditures	Water Infrastructure Finance Authority	33,222.1	56,231.5	56,231.5
	Uses Total	33,222.1	56,231.5	56,231.5
Drinking Water Revolving Fund Ending Balance		103,564.0	102,316.3	78,786.8

Fund Balances and Description Table for All Non-General Funds

Fund Number 2308

Centralized Monitoring Fund

Link To Flow Chart

A.R.S. § 49-360

Revenues in the fund consist of fees received from public water systems for the collection, transportation and analysis of water samples from public water systems serving up to ten thousand persons. Monies are used to assist public water systems in complying with monitoring requirements under the Federal Safe Drinking Water Act.

		FY 2013	FY 2014	FY 2015
Sources				
Beginning Balance		776.4	1,468.9	1,694.4
Revenues	Department of Environmental Quality	1,225.8	1,010.0	1,010.0
	Sources Total	2,002.2	2,478.9	2,704.4
Uses				
Non-Appropriated Expenditures	Department of Environmental Quality	533.3	778.8	778.8
Legislative Fund Transfers	Department of Environmental Quality	0.0	5.7	0.0
Retirement Adjustment	Department of Environmental Quality	0.0	0.0	0.1
	Uses Total	533.3	784.5	778.9
Centralized Monitoring Fund Ending Balance		1,468.9	1,694.4	1,925.6

Fund Number 2311

Greater AZ Development Authority Revolving Fund

Link To Flow Chart

A.R.S. § 41-1554.03

Monies in the fund consist of a one-time legislative appropriation of \$20 million, interest accrued and reimbursement. Administered by the Water Infrastructure Fund Authority, the fund helps local communities to develop and finance public infrastructure projects. The fund also provides technical assistance to communities and is used to secure bond issues to lower project financing costs.

		FY 2013	FY 2014	FY 2015
Sources				
Beginning Balance		12,735.4	13,161.7	13,293.0
Revenues	Water Infrastructure Finance Authority	461.9	220.3	210.3
	Sources Total	13,197.3	13,382.0	13,503.3
Uses				
Non-Appropriated Expenditures	Water Infrastructure Finance Authority	35.6	89.0	89.0
	Uses Total	35.6	89.0	89.0
Greater AZ Development Authority Revolving Fund Ending Balance		13,161.7	13,293.0	13,414.3

Fund Balances and Description Table for All Non-General Funds

Fund Number 2316 Assessment Fund for Voluntary Plans Fund

Link To Flow Chart

A.R.S. § 20-2201

Revenues from assessments of insurers authorized to write liability insurance are used to pay the costs associated with helping insurance consumers locate liability insurance coverage.

		FY 2013	FY 2014	FY 2015
Sources				
Beginning Balance		42.6	87.5	123.7
Revenues	Department of Insurance	183.4	179.0	141.8
Sources Total		226.0	266.5	265.5
Uses				
Non-Appropriated Expenditures	Department of Insurance	138.5	141.8	141.8
Rent Management Adjustment	Department of Insurance	0.0	0.0	1.5
Legislative Fund Transfers	Department of Insurance	0.0	1.0	0.0
Uses Total		138.5	142.8	143.3
Assessment Fund for Voluntary Plans Fund Ending Balance		87.5	123.7	122.2

Fund Number 2319 Charter AZ Online Instruction Processing Fund

Link To Flow Chart

A.R.S. § 15-183 (X)

Revenues consist of fees collected from charter schools and are used to process contract amendments necessary for the charter schools to participate in Arizona Online Instruction.

		FY 2013	FY 2014	FY 2015
Sources				
Beginning Balance		0.0	6.0	3.0
Revenues	State Board for Charter Schools	6.0	3.0	3.0
Sources Total		6.0	9.0	6.0
Uses				
Non-Appropriated Expenditures	State Board for Charter Schools	0.0	6.0	6.0
Uses Total		0.0	6.0	6.0
Charter AZ Online Instruction Processing Fund Ending Balance		6.0	3.0	0.0

Fund Balances and Description Table for All Non-General Funds

Fund Number 2321

Utility Surety Fund

Link To Flow Chart

A.R.S. § 40-321

Revenues from the collection of funds from utilities are used to pay consumers who have filed claims against the companies .

		<u>FY 2013</u>	<u>FY 2014</u>	<u>FY 2015</u>
Sources				
Beginning Balance		0.1	0.2	0.2
Revenues	Corporation Commission	0.1	0.0	0.0
	Sources Total	0.2	0.2	0.2
Uses				
	Uses Total	0.0	0.0	0.0
	Utility Surety Fund Ending Balance	0.2	0.2	0.2

Fund Number 2322

DPS Administration Fund

Link To Flow Chart

A.R.S. § 35-142 (E)

Revenue for this fund comes from state and local grants and donations for the administration of state and local grants, such as DUI Abatement, ACJC Forensic Crime Lab grants, and other monies that do not fit the intended use of some other fund.

		<u>FY 2013</u>	<u>FY 2014</u>	<u>FY 2015</u>
Sources				
Beginning Balance		607.7	895.5	458.9
Revenues	Department of Public Safety	3,072.7	2,385.3	1,810.9
	Sources Total	3,680.4	3,280.8	2,269.8
Uses				
Non-Appropriated Expenditures	Department of Public Safety	2,784.9	2,807.2	1,653.1
Legislative Fund Transfers	Department of Public Safety	0.0	14.7	0.0
Retirement Adjustment	Department of Public Safety	0.0	0.0	0.4
	Uses Total	2,784.9	2,821.9	1,653.5
	DPS Administration Fund Ending Balance	895.5	458.9	616.3

Fund Balances and Description Table for All Non-General Funds

Fund Number 2323 State Education Fund for Committed Youth Fund

Link To Flow Chart

A.R.S. § 15-1371

Revenues, which are based on student count and the K-12 Basic State Aid formula, are used to help provide for the education of committed youth.

		FY 2013	FY 2014	FY 2015
Sources				
Beginning Balance		848.3	802.8	135.9
Revenues	Department of Juvenile Corrections	1,645.6	1,645.6	1,662.1
	Sources Total	2,493.9	2,448.4	1,798.0
Uses				
Operating Expenditures/Appropriations	Department of Juvenile Corrections	1,691.1	2,296.2	2,296.2
Legislative Fund Transfers	Department of Juvenile Corrections	0.0	16.3	0.0
HR Prorata Rate Change	Department of Juvenile Corrections	0.0	0.0	0.3
Retirement Adjustment	Department of Juvenile Corrections	0.0	0.0	17.5
	Uses Total	1,691.1	2,312.5	2,314.0
	State Education Fund for Committed Youth Fund Ending Balance	802.8	135.9	(516.0)

Note: The Department will manage expenditures to maintain a positive balance.

Fund Number 2328 Permit Administration Fund

Link To Flow Chart

A.R.S. §49-455

Revenues consist of monies appropriated by the Legislature, interest on fund balances, and air permit fees. The fund supports the implementation of air quality provisions related to inspection, permitting, and compliance of stationary regulated air emitting sources.

		FY 2013	FY 2014	FY 2015
Sources				
Beginning Balance		4,607.0	6,457.8	5,723.2
Revenues	Department of Environmental Quality	6,464.5	6,460.0	6,460.0
	Sources Total	11,071.5	12,917.8	12,183.2
Uses				
Operating Expenditures/Appropriations	Department of Environmental Quality	4,506.6	7,143.9	7,143.9
Administrative Adjustments	Department of Environmental Quality	107.0	0.0	0.0
Legislative Fund Transfers	Department of Environmental Quality	0.0	50.7	0.0
HR Prorata Rate Change	Department of Environmental Quality	0.0	0.0	0.6
Retirement Adjustment	Department of Environmental Quality	0.0	0.0	1.4
	Uses Total	4,613.6	7,194.6	7,145.9
	Permit Administration Fund Ending Balance	6,457.8	5,723.2	5,037.3

Fund Balances and Description Table for All Non-General Funds

Fund Number 2329 Nursing Care Institution Protection Fund

Link To Flow Chart

A.R.S. § 36-431.02

The fund is used to pay the cost of placing residents of a nursing home that is closed for violations into a different nursing home that is in full compliance. Revenues to this fund are provided from fines and administrative penalties assessed against nursing care institutions. Expenditure of these funds are subject to federal approval and limited by federal regulation as to the purposes of their use.

	FY 2013	FY 2014	FY 2015
<u>Sources</u>			
Beginning Balance	1,161.2	1,260.8	1,313.9
Revenues	154.5	181.3	181.3
Sources Total	1,315.7	1,442.1	1,495.2
<u>Uses</u>			
Operating Expenditures/Appropriations	54.9	128.2	178.2
Uses Total	54.9	128.2	178.2
Nursing Care Institution Protection Fund Ending Balance	1,260.8	1,313.9	1,317.0

Fund Balances and Description Table for All Non-General Funds

Fund Number 2333

Public Access Fund

Link To Flow Chart

A.R.S. § 10-122

Revenues consist of fees charged for expedited services, special computer printouts, reports, and tapes. The Commission also charges for remote access to the Commission's data processing system. Funds are used for improvements to the Commission's data processing system. Year end balances in excess of \$200,000 are transferred to the General Fund.

		FY 2013	FY 2014	FY 2015
Sources				
Beginning Balance		2,091.9	1,691.3	1,093.9
Revenues	Corporation Commission	6,935.4	6,880.0	6,880.0
Sources Total		9,027.3	8,571.3	7,973.9
Uses				
Operating Expenditures/Appropriations	Corporation Commission	5,992.4	6,535.5	6,590.5
Operating Expenditures/Appropriations	Arizona Department of Administration	0.0	0.0	33.3
Administrative Adjustments	Corporation Commission	10.1	0.0	0.0
Rent Management Adjustment	Corporation Commission	0.0	0.0	81.6
Legislative Fund Transfers	Corporation Commission	0.0	46.2	0.0
Transfer Due to Fund Balance Cap	Corporation Commission	1,333.5	895.7	363.4
HR Prorata Rate Change	Corporation Commission	0.0	0.0	0.8
Retirement Adjustment	Corporation Commission	0.0	0.0	(9.4)
Uses Total		7,336.0	7,477.4	7,060.2
Public Access Fund Ending Balance		1,691.3	1,093.9	913.7

Fund Number 2334

Monies on Demand Fund

Link To Flow Chart

A.R.S. § 10-122

Certain customers of the Corporations Division may routinely deposit funds into Monies on Demand accounts with the division in order to allow for fax filings, multiple business filings, etc., without delaying their filings for lack of payment in advance, or having multiple accounts' fees paid with separate checks. As the customer completes their filings, funds for their fees are moved from the Monies On Demand account into the appropriate revenue account in Public Access Fund or General Fund.

		FY 2013	FY 2014	FY 2015
Sources				
Beginning Balance		539.3	760.7	760.7
Revenues	Corporation Commission	221.4	0.0	0.0
Sources Total		760.7	760.7	760.7
Uses				
Uses Total		0.0	0.0	0.0
Monies on Demand Fund Ending Balance		760.7	760.7	760.7

Fund Balances and Description Table for All Non-General Funds

Fund Number 2335 Spinal and Head Injuries Trust Fund

Link To Flow Chart

A.R.S. § 41-3203

The Spinal and Head Injuries Trust Fund is comprised of fines levied for civil traffic penalties. The funds are utilized by the Department's Rehabilitation Services Administration to provide services to individuals with spinal and head injuries.

		<u>FY 2013</u>	<u>FY 2014</u>	<u>FY 2015</u>
Sources				
Beginning Balance		1,238.9	1,736.3	2,253.9
Revenues	Department of Economic Security	2,358.5	2,405.7	2,405.7
	Sources Total	3,597.4	4,142.0	4,659.6
Uses				
Operating Expenditures/Appropriations	Department of Economic Security	1,861.1	1,874.7	1,874.7
Rent Management Adjustment	Department of Economic Security	0.0	0.0	0.7
Legislative Fund Transfers	Department of Economic Security	0.0	13.4	0.0
Retirement Adjustment	Department of Economic Security	0.0	0.0	0.2
	Uses Total	1,861.1	1,888.1	1,875.6
	Spinal and Head Injuries Trust Fund Ending Balance	1,736.3	2,253.9	2,784.0

Fund Number 2337 DNA Identification System Fund

Link To Flow Chart

A.R.S. § 41-2419

Funds received from a 1.28% allocation from the Criminal Justice Enhancement Fund (CJEF) surcharge on fines and penalties, as well as an additional 3% surcharge on fines and penalties, are used to fund the DNA identification unit at the Department of Public Safety.

		<u>FY 2013</u>	<u>FY 2014</u>	<u>FY 2015</u>
Sources				
Beginning Balance		454.0	726.7	(76.7)
Revenues	Department of Public Safety	5,699.7	5,557.2	5,557.2
	Sources Total	6,153.7	6,283.9	5,480.5
Uses				
Operating Expenditures/Appropriations	Department of Public Safety	5,471.5	6,321.2	6,321.2
Administrative Adjustments	Department of Public Safety	(44.5)	0.0	0.0
Legislative Fund Transfers	Department of Public Safety	0.0	39.4	0.0
Retirement Adjustment	Department of Public Safety	0.0	0.0	2.0
	Uses Total	5,427.0	6,360.6	6,323.2
	DNA Identification System Fund Ending Balance	726.7	(76.7)	(842.7)

Note: The Department will manage expenditures to ensure a positive ending balance.

Fund Balances and Description Table for All Non-General Funds

Fund Number 2339

Military Family Relief Fund

[Link To Flow Chart](#)

A.R.S. § 41-608

Revenues are received from private donations, grants and bequests. Funds are used to provide financial assistance to family members of deceased or wounded veterans who were deployed from a military base in Arizona or who were members of the Arizona Army or Air National Guard.

		FY 2013	FY 2014	FY 2015
Sources				
Beginning Balance		3,154.4	3,769.1	4,345.5
Revenues	Department of Veterans' Services	1,048.4	1,020.0	1,020.0
	Sources Total	4,202.8	4,789.1	5,365.5
Uses				
Non-Appropriated Expenditures	Department of Veterans' Services	433.7	443.6	443.6
	Uses Total	433.7	443.6	443.6
	Military Family Relief Fund Ending Balance	3,769.1	4,345.5	4,921.9

Fund Number 2340

Permanent Tribal-State Compact Fund

[Link To Flow Chart](#)

A.R.S. § 5-601.G

This fund receives revenues from certification fees received from individuals and companies who are required by the tribal-state compact to be state certified. Revenues are to be used to reimburse the cost incurred by the Department of Gaming in performing background investigations.

		FY 2013	FY 2014	FY 2015
Sources				
Beginning Balance		1,869.5	1,540.5	1,440.1
Revenues	Department of Gaming	1,724.8	2,003.6	2,003.6
	Sources Total	3,594.3	3,544.1	3,443.7
Uses				
Operating Expenditures/Appropriations	Department of Gaming	2,052.5	2,104.0	2,104.0
Administrative Adjustments	Department of Gaming	1.3	0.0	0.0
HR Prorata Rate Change	Department of Gaming	0.0	0.0	0.4
Retirement Adjustment	Department of Gaming	0.0	0.0	0.9
	Uses Total	2,053.8	2,104.0	2,105.3
	Permanent Tribal-State Compact Fund Ending Balance	1,540.5	1,440.1	1,338.4

Fund Balances and Description Table for All Non-General Funds

Fund Number 2346 Constable Ethics Standards and Training Fund

Link To Flow Chart

A.R.S. § 22-138

Revenues come from writ fees, which are set by the Board of Supervisors. 80% of the fund's revenues are used to fund grants for training and equipment for constables. 20% of revenues may be used for administrative costs.

		FY 2013	FY 2014	FY 2015
Sources				
Beginning Balance		316.6	438.0	417.5
Revenues	Constable Ethics Standards & Training Board	306.1	306.1	306.1
Sources Total		622.7	744.1	723.6
Uses				
Non-Appropriated Expenditures	Constable Ethics Standards & Training Board	184.7	324.5	324.5
Legislative Fund Transfers	Constable Ethics Standards & Training Board	0.0	2.1	0.0
Uses Total		184.7	326.6	324.5
Constable Ethics Standards and Training Fund Ending Balance		438.0	417.5	399.1

Fund Number 2348 Neighbors Helping Neighbors Fund

Link To Flow Chart

A.R.S. § 43-615

Individuals may make a donation or designate a portion of their refund as a voluntary contribution to the Neighbors Helping Neighbors Fund. The Neighbors Helping Neighbors Fund is used by Community Action or other agencies to provide assistance in paying utility bills, conserving energy and weatherization. Recipients of assistance must have a household income at or below 125% of the federal poverty level, be sixty years of age or older, or handicapped with a household income at or below 150% of the federal poverty level.

		FY 2013	FY 2014	FY 2015
Sources				
Beginning Balance		61.2	46.6	38.5
Revenues	Department of Economic Security	30.4	31.9	31.9
Sources Total		91.6	78.5	70.4
Uses				
Non-Appropriated Expenditures	Department of Economic Security	45.0	40.0	40.0
Uses Total		45.0	40.0	40.0
Neighbors Helping Neighbors Fund Ending Balance		46.6	38.5	30.4

Fund Balances and Description Table for All Non-General Funds

Fund Number 2349

National Guard Relief Fund

[Link To Flow Chart](#)

A.R.S. § 26-183

The majority of revenues are derived from donations from tax payers through the "check off" box on Arizona State tax returns. These funds will be utilized to assist Arizona National Guard soldiers and families who are in need of financial assistance.

		FY 2013	FY 2014	FY 2015
Sources				
Beginning Balance		47.4	99.8	91.5
Revenues	Department of Emergency and Military Affairs	52.4	51.7	51.7
Sources Total		99.8	151.5	143.2
Uses				
Non-Appropriated Expenditures	Department of Emergency and Military Affairs	0.0	60.0	60.0
Uses Total		0.0	60.0	60.0
National Guard Relief Fund Ending Balance		99.8	91.5	83.2

Fund Number 2350

Arizona Benefits Fund

[Link To Flow Chart](#)

A.R.S. § 5-601.02

This fund was established to be the repository for contributions paid to the State by Indian Tribes who have tribal-state compacts. The monies in the fund are used to fund the regulatory and administrative functions of the Department of Gaming. Monies are also used for the prevention and treatment of, and education concerning, problem gambling.

		FY 2013	FY 2014	FY 2015
Sources				
Beginning Balance		854.2	1,165.7	867.3
Revenues	Department of Gaming	9,731.1	10,794.6	11,351.2
Sources Total		10,585.3	11,960.3	12,218.5
Uses				
Operating Expenditures/Appropriations	Department of Gaming	9,392.0	11,093.0	11,093.0
Administrative Adjustments	Department of Gaming	27.6	0.0	0.0
Rent Management Adjustment	Department of Gaming	0.0	0.0	2.2
HR Prorata Rate Change	Department of Gaming	0.0	0.0	1.0
Retirement Adjustment	Department of Gaming	0.0	0.0	3.1
Uses Total		9,419.6	11,093.0	11,099.3
Arizona Benefits Fund Ending Balance		1,165.7	867.3	1,119.2

Fund Balances and Description Table for All Non-General Funds

Fund Number 2351	Arizona Energy and Water Savings Grant Fund
<i>Link To Flow Chart</i>	Laws 2007, Chapter 266, Section 3
	Revenues to the fund were from a General Fund appropriation of \$2.5 million in FY 2007 and are used for grants related to a pilot energy and water efficiency construction program.

		FY 2013	FY 2014	FY 2015
Sources				
Beginning Balance		119.9	0.0	0.0
	Sources Total	119.9	0.0	0.0
Uses				
Non-Appropriated Expenditures	School Facilities Board	119.9	0.0	0.0
	Uses Total	119.9	0.0	0.0
Arizona Energy and Water Savings Grant Fund Ending Balance		0.0	0.0	0.0

Fund Number 2355	State Home for Veterans Trust Fund
<i>Link To Flow Chart</i>	A.R.S. § 41-608
	Revenues are received from charges for living in the nursing home. Funds are used to provide long-term medical care and other related services to residents of the Arizona State Veterans' Home.

		FY 2013	FY 2014	FY 2015
Sources				
Beginning Balance		2,830.2	1,508.0	5,319.9
Revenues	Department of Veterans' Services	21,952.2	34,116.9	34,116.9
	Sources Total	24,782.4	35,624.9	39,436.8
Uses				
Operating Expenditures/Appropriations	Department of Veterans' Services	23,274.4	30,305.0	30,728.1
HR Prorata Rate Change	Department of Veterans' Services	0.0	0.0	3.7
Retirement Adjustment	Department of Veterans' Services	0.0	0.0	8.4
	Uses Total	23,274.4	30,305.0	30,740.1
State Home for Veterans Trust Fund Ending Balance		1,508.0	5,319.9	8,696.7

Fund Balances and Description Table for All Non-General Funds

Fund Number 2357 Election Systems Improvement Fund

Link To Flow Chart

A.R.S. § 41-129

Revenues consist of federal grants as well as matching State monies and interest income. Monies in the fund are used to implement the provisions of the Help America Vote Act of 2002.

		FY 2013	FY 2014	FY 2015
Sources				
Beginning Balance		11,720.1	9,893.4	7,300.8
Revenues	Department of State - Secretary of State	348.4	348.4	348.4
Sources Total		12,068.5	10,241.8	7,649.2
Uses				
Operating Expenditures/Appropriations	Department of State - Secretary of State	2,060.9	2,941.0	2,941.0
Expenditure/Reserve for Prior Appropriations	Department of State - Secretary of State	114.2	0.0	0.0
Retirement Adjustment	Department of State - Secretary of State	0.0	0.0	0.1
Uses Total		2,175.1	2,941.0	2,941.1
Election Systems Improvement Fund Ending Balance		9,893.4	7,300.8	4,708.1

Fund Number 2358 Mathematics, Science and Special Education Teacher Student Loan Fund

Link To Flow Chart

A.R.S. § 15-1784

Revenues consist of monies appropriated by the Legislature. The Board grants loans to defray in-state tuition, fees, and instructional materials costs of students pursuing a teaching degree in the STEM fields.

		FY 2013	FY 2014	FY 2015
Sources				
Beginning Balance		401.1	259.9	267.4
Revenues	Commission for Postsecondary Education	183.5	183.5	183.5
Sources Total		584.6	443.4	450.9
Uses				
Non-Appropriated Expenditures	Commission for Postsecondary Education	324.7	176.0	176.0
Uses Total		324.7	176.0	176.0
Mathematics, Science and Special Education Teacher Student Loan Fund Ending Balance		259.9	267.4	274.9

Fund Balances and Description Table for All Non-General Funds

Fund Number 2359PMA Controlled Substance Prescription Monitoring Program

Link To Flow Chart

A.R.S. § 32-1907 (C)

This fund consists of transfers from the Pharmacy Board Fund to be used for the controlled substances prescription monitoring program.

		FY 2013	FY 2014	FY 2015
Sources				
Beginning Balance		127.9	162.4	162.8
Revenues	Arizona State Board of Pharmacy	485.7	485.0	485.0
Sources Total		613.5	647.4	647.8
Uses				
Non-Appropriated Expenditures	Arizona State Board of Pharmacy	451.1	482.3	482.3
Legislative Fund Transfers	Arizona State Board of Pharmacy	0.0	2.3	0.0
HR Prorata Rate Change	Arizona State Board of Pharmacy	0.0	0.0	0.1
Retirement Adjustment	Arizona State Board of Pharmacy	0.0	0.0	0.1
Uses Total		451.1	484.6	482.5
Controlled Substance Prescription Monitoring Program Ending Balance		162.4	162.8	165.3

Fund Number 2360 Fire Suppression Fund

Link To Flow Chart

A.R.S. § 37-623.02

Revenue is received from state appropriations and reimbursements from land owners and is used to fight wildland fires.

		FY 2013	FY 2014	FY 2015
Sources				
Beginning Balance		3,009.7	5,186.0	5,224.6
Revenues	State Forester	26,070.2	15,000.0	15,000.0
Sources Total		29,079.9	20,186.0	20,224.6
Uses				
Non-Appropriated Expenditures	State Forester	23,893.9	14,961.4	14,961.4
HR Prorata Rate Change	State Forester	0.0	0.0	0.1
Retirement Adjustment	State Forester	0.0	0.0	0.9
Uses Total		23,893.9	14,961.4	14,962.4
Fire Suppression Fund Ending Balance		5,186.0	5,224.6	5,262.2

Fund Balances and Description Table for All Non-General Funds

Fund Number 2361 American Competitiveness Project Fund

Link To Flow Chart

A.R.S. §15-245

Monies in the fund consist of donations, grants, gifts and contributions from individuals, corporations, and non-profit organizations and are used to fund technical assistance and distribute grants to schools and other local educational agencies that offer academic programs that emphasize foreign language acquisition, international business, and world history.

	FY 2013	FY 2014	FY 2015
Sources			
Beginning Balance	0.8	0.8	0.8
Sources Total	0.8	0.8	0.8
Uses			
Uses Total	0.0	0.0	0.0
American Competitiveness Project Fund Ending Balance	0.8	0.8	0.8

Fund Number 2364 Early Graduation Scholarship Fund

Link To Flow Chart

A.R.S. § 15-105

Revenues to the fund consist of legislative appropriations from the General Fund, gifts, grants, and donations and are used to pay for tuition, books, and other fees related to postsecondary education for students who graduate at least one semester early.

	FY 2013	FY 2014	FY 2015
Sources			
Beginning Balance	546.5	551.2	5.3
Revenues	4.7	0.9	0.0
Commission for Postsecondary Education			
Sources Total	551.2	552.1	5.3
Uses			
Non-Appropriated Expenditures	0.0	546.8	0.0
Commission for Postsecondary Education			
Uses Total	0.0	546.8	0.0
Early Graduation Scholarship Fund Ending Balance	551.2	5.3	5.3

Fund Balances and Description Table for All Non-General Funds

Fund Number 2365 **Voluntary Vehicle Repair and Retrofit Program Fund**

Link To Flow Chart

A.R.S. § 49-474.03

Consists of monies appropriated by the Legislature and a portion of fees collected from non-compliance to the Clean Air Act. Programs exist in counties with a population exceeding 400,000 persons and are designed to reduce vehicle emissions. The fund provides repair and retrofit matching grants to qualifying motorists whose vehicles fail emissions inspections.

	FY 2013	FY 2014	FY 2015
Sources			
Beginning Balance	415.7	1,352.1	2,252.1
Revenues	Department of Environmental Quality 936.4	900.0	900.0
Sources Total	1,352.1	2,252.1	3,152.1
Uses			
Uses Total	0.0	0.0	0.0
Voluntary Vehicle Repair and Retrofit Program Fund Ending Balance	1,352.1	2,252.1	3,152.1

Fund Number 2366 **Golden Rule Special Plate Fund**

Link To Flow Chart

A.R.S. §15-243

Revenues from the annual sales of Golden Rule license plate are used to promote the golden rule in schools.

	FY 2013	FY 2014	FY 2015
Sources			
Beginning Balance	16.5	0.0	5.0
Revenues	Department of Education 188.5	190.0	192.0
Sources Total	205.0	190.0	197.0
Uses			
Non-Appropriated Expenditures	Department of Education 205.0	185.0	185.0
Uses Total	205.0	185.0	185.0
Golden Rule Special Plate Fund Ending Balance	0.0	5.0	12.0

Fund Balances and Description Table for All Non-General Funds

Fund Number 2367 Capital Postconviction Public Defender Office Fund

Link To Flow Chart

A.R.S. § 41-4303

The Capital Post-Conviction Public Defender Office Fund receives receipts from counties that are billed one-half of the fees and expenses associated with the representation of clients. The monies are used to pay for the Agency's expenditures arising from the representation of capital conviction client appeals.

	FY 2013	FY 2014	FY 2015
Sources			
Beginning Balance	152.5	0.0	0.0
Sources Total	152.5	0.0	0.0
Capital Postconviction Public Defender Office Fund Ending Balance	152.5	0.0	0.0

Fund Number 2368 Leafy Green Marketing Committee Fund

Link To Flow Chart

A.R.S. § 3-419

This fund consists of assessments on commodities in the Arizona Leafy Green Product Shipper Marketing Agreement used to ensure compliance with accepted food safety practices.

	FY 2013	FY 2014	FY 2015
Sources			
Beginning Balance	384.0	519.6	138.1
Revenues	Arizona Department of Agriculture 496.9	576.0	451.0
Sources Total	880.9	1,095.6	589.1
Uses			
Non-Appropriated Expenditures	Arizona Department of Agriculture 361.3	957.5	447.5
Uses Total	361.3	957.5	447.5
Leafy Green Marketing Committee Fund Ending Balance	519.6	138.1	141.6

Fund Balances and Description Table for All Non-General Funds

Fund Number 2369 Racing Investigation Fund

Link To Flow Chart

A.R.S. § 41-705

Revenues from applicants for permits to hold a race meet in Arizona are used to offset the cost incurred by the Department.

		FY 2013	FY 2014	FY 2015
Sources				
Beginning Balance		15.0	32.1	32.0
Revenues	Arizona Department of Racing	105.0	20.0	20.0
Sources Total		119.9	52.1	52.0
Uses				
Non-Appropriated Expenditures	Arizona Department of Racing	87.8	20.0	20.0
Legislative Fund Transfers	Arizona Department of Racing	0.0	0.1	0.0
Uses Total		87.8	20.1	20.0
Racing Investigation Fund Ending Balance		32.1	32.0	32.0

Fund Number 2373 Lease to Own Fund (School Facilities Board) Fund

Link To Flow Chart

A.R.S. § 15-2004

Revenues to the fund are derived from General Fund appropriations to pay for debt service on lease-to-own agreements entered into for new school construction.

		FY 2013	FY 2014	FY 2015
Sources				
Beginning Balance		347.4	2,585.3	344.9
Revenues	School Facilities Board	173,865.6	178,410.2	178,421.6
Sources Total		174,213.0	180,995.5	178,766.5
Uses				
Non-Appropriated Expenditures	School Facilities Board	171,627.7	180,650.6	178,421.6
Uses Total		171,627.7	180,650.6	178,421.6
Lease to Own Fund (School Facilities Board) Fund Ending Balance		2,585.3	344.9	344.9

Fund Balances and Description Table for All Non-General Funds

Fund Number 2377 Captive Insurance Regulatory/Supervision Fund

Link To Flow Chart

A.R.S. § 20-1098.18

Revenues from captive insurer license and renewal fees are used to pay the costs of administering the captive insurance program. Any year-end balance exceeding \$100,000 is reverted to the General Fund after the close of the fiscal year.

		FY 2013	FY 2014	FY 2015
Sources				
Beginning Balance		445.2	491.4	94.1
Revenues	Department of Insurance	549.5	567.0	583.5
Sources Total		994.7	1,058.4	677.6
Uses				
Non-Appropriated Expenditures	Department of Insurance	158.1	185.6	185.6
Rent Management Adjustment	Department of Insurance	0.0	0.0	1.3
Legislative Fund Transfers	Department of Insurance	0.0	1.0	0.0
Transfer Due to Fund Balance Cap	Department of Insurance	345.2	777.7	403.8
Retirement Adjustment	Department of Insurance	0.0	0.0	0.1
Uses Total		503.3	964.3	590.8
Captive Insurance Regulatory/Supervision Fund Ending Balance		491.4	94.1	86.8

Fund Number 2378 Livestock and Crop Conservation Fund

Link To Flow Chart

A.R.S. § 41-511.23

\$2.0 million from the General Fund annually is transferred by the State Parks Board to the Department of Agriculture for the purposes of providing grants to agricultural and grazing concerns who implement conservation management techniques.

		FY 2013	FY 2014	FY 2015
Sources				
Beginning Balance		3,415.2	2,394.2	1,086.9
Revenues	Arizona Department of Agriculture	26.0	15.0	8.5
Sources Total		3,441.2	2,409.2	1,095.4
Uses				
Non-Appropriated Expenditures	Arizona Department of Agriculture	1,047.0	1,322.3	513.2
Rent Management Adjustment	Arizona Department of Agriculture	0.0	0.0	1.3
Uses Total		1,047.0	1,322.3	514.5
Livestock and Crop Conservation Fund Ending Balance		2,394.2	1,086.9	580.9

Fund Balances and Description Table for All Non-General Funds

Fund Number 2379 Transition Program Fund

Link To Flow Chart

A.R.S. § 31-284

Revenue is received from an 8% share of prison inmate wages and is used, upon appropriation, to operate transition offices for inmates as they are released from prison.

		FY 2013	FY 2014	FY 2015
Sources				
Beginning Balance		1,175.1	706.9	63.4
Revenues	Department of Corrections	2,437.0	1,866.6	1,866.6
Sources Total		3,612.1	2,573.5	1,930.0
Uses				
Operating Expenditures/Appropriations	Department of Corrections	2,905.3	2,485.0	1,300.0
Legislative Fund Transfers	Department of Corrections	0.0	25.1	0.0
Uses Total		2,905.3	2,510.1	1,300.0
Transition Program Fund Ending Balance		706.9	63.4	630.0

Fund Number 2380 Motor Carrier Safety Revolving Fund

Link To Flow Chart

A.R.S. § 28-5203

Revenues consist of appropriations and monies received from private grants or donations. Monies in the fund are continuously appropriated to the Department to be used by ADOT, the Attorney General and the Department of Public Safety for motor carrier safety.

		FY 2013	FY 2014	FY 2015
Sources				
Beginning Balance		20.8	11.0	14.9
Revenues	Department of Transportation	2.1	5.0	5.0
Revenues	Department of Public Safety	0.6	4.6	4.6
Sources Total		23.5	20.6	24.5
Uses				
Non-Appropriated Expenditures	Department of Public Safety	12.5	5.6	5.6
Legislative Fund Transfers	Department of Public Safety	0.0	0.1	0.0
Uses Total		12.5	5.7	5.6
Motor Carrier Safety Revolving Fund Ending Balance		11.0	14.9	18.9

Fund Balances and Description Table for All Non-General Funds

Fund Number 2381 **Arizona Agriculture Protection Fund**

Link To Flow Chart

A.R.S. § 3-3304

The Fund currently does not have a dedicated source of revenue. The Director may receive gift, grants or donations to deposit within the Fund. The intent of the fund is to award grants to state agencies, political subdivisions, and nonprofit conservation groups establishing agricultural easements.

	FY 2013	FY 2014	FY 2015
Sources			
Beginning Balance	0.0	0.0	0.0
Sources Total	0.0	0.0	0.0
Uses			
Uses Total	0.0	0.0	0.0
Arizona Agriculture Protection Fund Ending Balance	0.0	0.0	0.0

Fund Number 2382 **Arizona Lengthy Trial Fund**

Link To Flow Chart

A.R.S. § 21-222

Monies for the fund are received from a \$15 surcharge on filings in Superior Court. Funds are used to pay full or partial earnings replacement or supplementation to jurors who serve as petit jurors for more than five days and who receive less than full compensation.

	FY 2013	FY 2014	FY 2015
Sources			
Beginning Balance	1,161.0	1,344.1	764.0
Revenues Judiciary	805.6	566.3	566.3
Sources Total	1,966.6	1,910.4	1,330.3
Uses			
Non-Appropriated Judiciary Expenditures	522.5	867.7	867.7
Legislative Fund Transfers Judiciary	100.0	278.7	0.0
Uses Total	622.5	1,146.4	867.7
Arizona Lengthy Trial Fund Ending Balance	1,344.1	764.0	462.6

Fund Balances and Description Table for All Non-General Funds

Fund Number 2383

Transition Services Fund

Link To Flow Chart

A.R.S. § 31-286

Revenues are received from an appropriation from the Department of Corrections (DOC) Drug Treatment and Education Fund in FY 2004 and from the contributions from the Department of Corrections operating budget, representing the amount of savings to the Department because of the existence of the Transition Program. Monies in the fund are used, upon appropriation, for a variety of transition services.

		FY 2013	FY 2014	FY 2015
Sources				
Beginning Balance		6.1	0.0	0.0
	Sources Total	6.1	0.0	0.0
Uses				
Operating Expenditures/Appropriations	Department of Corrections	533.3	0.0	0.0
Administrative Adjustments	Department of Corrections	(527.2)	0.0	0.0
	Uses Total	6.1	0.0	0.0
	Transition Services Fund Ending Balance	0.0	0.0	0.0

Fund Number 2386

Families of Fallen Police Officers Special Plate Fund

Link To Flow Chart

A.R.S. § 41-1721

Revenues come from the fees from Family of Fallen Police Officers special license plates and are used to provide grants to non-profit organizations that provide services to the families of police officers who were killed in the line of duty.

		FY 2013	FY 2014	FY 2015
Sources				
Beginning Balance		0.3	0.3	0.0
Revenues	Department of Public Safety	174.0	174.1	174.4
	Sources Total	174.3	174.4	174.4
Uses				
Non-Appropriated Expenditures	Department of Public Safety	174.0	174.4	174.4
	Uses Total	174.0	174.4	174.4
	Families of Fallen Police Officers Special Plate Fund Ending Balance	0.3	0.0	0.0

Fund Balances and Description Table for All Non-General Funds

Fund Number 2387

Notary Bond Fund

[Link To Flow Chart](#)

A.R.S. § 41-314

Notary bond fees are collected in this fund and distributed according to statutory formula. The Secretary of State's office receives a portion of these fees to defray the costs of processing the bonds.

		FY 2013	FY 2014	FY 2015
Sources				
Beginning Balance		13.1	45.6	78.1
Revenues	Department of State - Secretary of State	129.9	129.9	129.9
Sources Total		143.0	175.5	208.0
Uses				
Non-Appropriated Expenditures	Department of State - Secretary of State	97.4	97.4	97.4
Uses Total		97.4	97.4	97.4
Notary Bond Fund Ending Balance		45.6	78.1	110.6

Fund Number 2388

Laser Safety Fund

[Link To Flow Chart](#)

A.R.S. § 32-3234

Laser technician fees are collected to fund the registration and regulation of aestheticians who wish to perform cosmetic procedures using lasers or intense pulse light devices.

		FY 2013	FY 2014	FY 2015
Sources				
Beginning Balance		16.4	0.6	1.0
Revenues	Radiation Regulatory Agency	27.5	38.7	38.6
Sources Total		43.9	39.3	39.6
Uses				
Non-Appropriated Expenditures	Radiation Regulatory Agency	43.3	38.3	38.3
Uses Total		43.3	38.3	38.3
Laser Safety Fund Ending Balance		0.6	1.0	1.3

Fund Balances and Description Table for All Non-General Funds

Fund Number 2391 Public Safety Equipment Fund

Link To Flow Chart

A.R.S. § 41-1723

Revenues are from DUI and OUI penalties as well as from a \$4 surcharge on civil violations. Revenues are used to purchase vehicles, ballistic vests, electronic stun devices, and other safety equipment.

		<u>FY 2013</u>	<u>FY 2014</u>	<u>FY 2015</u>
Sources				
Beginning Balance		2,482.3	3,531.9	1,663.1
Revenues	Department of Public Safety	4,988.9	4,894.2	4,894.2
	Sources Total	7,471.2	8,426.1	6,557.3
Uses				
Operating Expenditures/Appropriations	Department of Public Safety	3,939.3	2,390.0	2,890.0
Administrative Adjustments	Department of Public Safety	0.0	265.5	0.0
Expenditure/Reserve for Prior Appropriations	Department of Public Safety	0.0	915.8	0.0
Non-Appropriated Expenditures	Department of Public Safety	0.0	1,200.0	1,200.0
Legislative Fund Transfers	Department of Public Safety	0.0	25.8	0.0
Transfer Due to Fund Balance Cap	Department of Public Safety	0.0	1,965.9	965.9
	Uses Total	3,939.3	6,763.0	5,055.9
	Public Safety Equipment Fund Ending Balance	3,531.9	1,663.1	1,501.4

Fund Number 2392 Building Renewal Grant Fund

Link To Flow Chart

A.R.S. § 15-2032

Revenues to the fund consist of legislative appropriations and are distributed as grants to school districts to fund primary building renewal projects.

		<u>FY 2013</u>	<u>FY 2014</u>	<u>FY 2015</u>
Sources				
Beginning Balance		13,124.3	8,799.0	0.0
Revenues	School Facilities Board	2,667.9	16,667.9	16,667.9
	Sources Total	15,792.2	25,466.9	16,667.9
Uses				
Non-Appropriated Expenditures	School Facilities Board	6,993.2	25,466.9	16,667.9
	Uses Total	6,993.2	25,466.9	16,667.9
	Building Renewal Grant Fund Ending Balance	8,799.0	0.0	0.0

Fund Balances and Description Table for All Non-General Funds

Fund Number 2393

Unarmed Combat Fund

[Link To Flow Chart](#)

A.R.S. § 5-225

These funds are collected from intergovernmental tribal agreements and boxing promoters who hold mixed martial arts and boxing events. These funds are used to offset the additional cost of regulating a mixed martial arts event.

		<u>FY 2013</u>	<u>FY 2014</u>	<u>FY 2015</u>
Sources				
Beginning Balance		108.7	77.1	42.5
Revenues	Arizona Department of Racing	41.0	32.5	35.0
Sources Total		149.7	109.6	77.5
Uses				
Non-Appropriated Expenditures	Arizona Department of Racing	72.6	66.6	66.6
Legislative Fund Transfers	Arizona Department of Racing	0.0	0.5	0.0
Uses Total		72.6	67.1	66.6
Unarmed Combat Fund Ending Balance		77.1	42.5	10.9

Fund Number 2394

Crime Laboratory Operations

[Link To Flow Chart](#)

A.R.S. § 41-1772

Revenues from defensive driving surcharges and a 9% allocation of CJEF are used for operation of the State crime labs.

		<u>FY 2013</u>	<u>FY 2014</u>	<u>FY 2015</u>
Sources				
Beginning Balance		2,087.5	1,523.0	(784.3)
Revenues	Department of Public Safety	12,839.4	12,518.4	12,518.4
Sources Total		14,926.9	14,041.4	11,734.1
Uses				
Operating Expenditures/Appropriations	Department of Public Safety	13,544.7	14,719.8	14,719.8
Administrative Adjustments	Department of Public Safety	(140.8)	0.0	0.0
Legislative Fund Transfers	Department of Public Safety	0.0	105.9	0.0
Retirement Adjustment	Department of Public Safety	0.0	0.0	4.0
Uses Total		13,403.9	14,825.7	14,723.8
Crime Laboratory Operations Ending Balance		1,523.0	(784.3)	(2,989.7)

Note: The Department will manage expenditures to ensure a positive ending balance.

Fund Balances and Description Table for All Non-General Funds

Fund Number 2395 Community Corrections Enhancement Fund

Link To Flow Chart

A.R.S. § 31-418

The Community Corrections Fund consists of monies received by prisoners during the time that the prisoner remains on community supervision. Monies in the fund are used for Community Corrections.

		FY 2013	FY 2014	FY 2015
Sources				
Beginning Balance		279.0	314.2	293.4
Revenues	Department of Corrections	495.6	497.9	497.9
Sources Total		774.6	812.1	791.3
Uses				
Non-Appropriated Expenditures	Department of Corrections	460.4	515.0	515.0
Legislative Fund Transfers	Department of Corrections	0.0	3.7	0.0
Uses Total		460.4	518.7	515.0
Community Corrections Enhancement Fund Ending Balance		314.2	293.4	276.3

Fund Number 2396 Gang and Immigraton Intelligence Team Enforcement Mission Fund

Link To Flow Chart

A.R.S. § 41-1724

Revenues consist of General Fund appropriations to the GIITEM SLI and from a \$4 surcharge on civil fines and fees. Revenues are used in support of the GIITEM program.

		FY 2013	FY 2014	FY 2015
Sources				
Beginning Balance		1,130.3	2,563.8	2,397.2
Revenues	Department of Public Safety	4,901.5	2,240.6	2,240.6
Sources Total		6,031.8	4,804.4	4,637.8
Uses				
Operating Expenditures/Appropriations	Department of Public Safety	3,468.0	2,390.0	2,390.0
Legislative Fund Transfers	Department of Public Safety	0.0	17.2	0.0
HR Prorata Rate Change	Department of Public Safety	0.0	0.0	0.1
Uses Total		3,468.0	2,407.2	2,390.1
Gang and Immigraton Intelligence Team Enforcement Mission Fund Ending Balance		2,563.8	2,397.2	2,247.7

Fund Balances and Description Table for All Non-General Funds

Fund Number 2398

Water Resources Fund

[Link To Flow Chart](#)

A.R.S. § 45-117

Consists of fees collected by the Department of Water Resources that support agency operations.

		<u>FY 2013</u>	<u>FY 2014</u>	<u>FY 2015</u>
Sources				
Beginning Balance		2,219.3	2,815.9	2,841.5
Revenues	Department of Water Resources	602.0	667.0	752.0
	Sources Total	2,821.3	3,482.9	3,593.5
Uses				
Operating Expenditures/Appropriations	Department of Water Resources	2.2	640.4	640.4
Administrative Adjustments	Department of Water Resources	3.2	0.0	0.0
Legislative Fund Transfers	Department of Water Resources	0.0	1.0	0.0
	Uses Total	5.4	641.4	640.4
	Water Resources Fund Ending Balance	2,815.9	2,841.5	2,953.1

Fund Number 2399

Teacher Certification Fund

[Link To Flow Chart](#)

A.R.S. § 15-248.02

Revenues consist of fees collected by the State Board of Education from teachers and other school personnel who apply for professional certification. Funds are used for operation of the department's Teacher Certification program.

		<u>FY 2013</u>	<u>FY 2014</u>	<u>FY 2015</u>
Sources				
Beginning Balance		50.8	50.8	50.8
Revenues	Department of Education	2,100.9	2,359.7	2,359.7
	Sources Total	2,151.7	2,410.5	2,410.5
Uses				
Operating Expenditures/Appropriations	Department of Education	2,100.9	2,359.7	2,359.7
Rent Management Adjustment	Department of Education	0.0	0.0	12.5
HR Prorata Rate Change	Department of Education	0.0	0.0	0.4
Retirement Adjustment	Department of Education	0.0	0.0	0.8
	Uses Total	2,100.9	2,359.7	2,373.3
	Teacher Certification Fund Ending Balance	50.8	50.8	37.1

Fund Balances and Description Table for All Non-General Funds

Fund Number 2400 Federal Education and Training Fund

Link To Flow Chart

A.R.S. § 49-104 B.7

The fund consists of gifts, grants, matching monies or direct payments from public or private agencies or private persons and enterprises. The fund is used to pay for the Department's services and publications and to conduct programs that are consistent with the general purposes and objectives.

		FY 2013	FY 2014	FY 2015
Sources				
Beginning Balance		101.7	149.0	189.1
Revenues	State Mine Inspector	118.8	177.2	213.4
	Sources Total	220.5	326.2	402.5
Uses				
Non-Appropriated Expenditures	State Mine Inspector	71.5	137.1	137.1
	Uses Total	71.5	137.1	137.1
Federal Education and Training Fund Ending Balance		149.0	189.1	265.4

Fund Number 2402 Private Donations Fund

Link To Flow Chart

A.R.S. § 35-142

This is a fund utilized by the Commission for Postsecondary Education to expand the Arizona College Access Network and to build and maintain a website that provides information about postsecondary educational opportunities in Arizona.

		FY 2013	FY 2014	FY 2015
Sources				
Beginning Balance		0.0	8.6	39.3
Revenues	Commission for Postsecondary Education	53.0	110.5	110.5
	Sources Total	53.0	119.1	149.8
Uses				
Non-Appropriated Expenditures	Commission for Postsecondary Education	44.4	79.8	79.8
	Uses Total	44.4	79.8	79.8
Private Donations Fund Ending Balance		8.6	39.3	70.0

Fund Balances and Description Table for All Non-General Funds

Fund Number 2404 Securities Investment Management Fund

Link To Flow Chart

A.R.S. § 44-3298

Revenues consist of fees and costs collected pursuant to enforcement of investment management regulations. The Commission uses these funds for education, regulatory, investigative, and enforcement operations in the securities division. Year end balances in excess of \$100,000 are transferred to the General Fund.

			<u>FY 2013</u>	<u>FY 2014</u>	<u>FY 2015</u>
Sources					
Beginning Balance			1,261.6	1,326.1	1,355.8
Revenues	Corporation Commission		2,467.5	2,450.0	2,450.0
		Sources Total	3,729.1	3,776.1	3,805.8
Uses					
Operating Expenditures/Appropriations	Corporation Commission		707.6	715.4	715.4
Legislative Fund Transfers	Corporation Commission		0.0	4.9	0.0
Transfer Due to Fund Balance Cap	Corporation Commission		1,695.4	1,700.0	1,700.0
HR Prorata Rate Change	Corporation Commission		0.0	0.0	0.2
Retirement Adjustment	Corporation Commission		0.0	0.0	0.3
		Uses Total	2,403.0	2,420.3	2,415.9
		Securities Investment Management Fund Ending Balance	1,326.1	1,355.8	1,389.9

Fund Balances and Description Table for All Non-General Funds

Fund Number 2405 Postsecondary Education Fund

Link To Flow Chart

A.R.S. § 15-1853

Revenues to the fund consist of federal, state, and institutional funds related to the Leveraging Educational Assistance Partnership as well as private and corporate donations used to assist in the operating costs associated with the Arizona College and Career Guide, the Arizona Minority Educational Policy Analysis Center, and the Twelve Plus Partnership.

			<u>FY 2013</u>	<u>FY 2014</u>	<u>FY 2015</u>
Sources					
Beginning Balance			164.2	185.0	127.4
Revenues	Commission for Postsecondary Education		1,344.8	1,477.7	1,477.7
	Sources Total		1,509.0	1,662.7	1,605.1
Uses					
Operating Expenditures/Appropriations	Commission for Postsecondary Education		1,324.3	1,535.3	1,535.3
Administrative Adjustments	Commission for Postsecondary Education		(0.3)	0.0	0.0
HR Prorata Rate Change	Commission for Postsecondary Education		0.0	0.0	0.1
Retirement Adjustment	Commission for Postsecondary Education		0.0	0.0	0.1
	Uses Total		1,324.0	1,535.3	1,535.5
	Postsecondary Education Fund Ending Balance		185.0	127.4	69.6

Note: Revenue is expected to be less than the appropriation in FY 2013. Spending will be limited to the amount of revenue actually generated, if less than the amount appropriated.

Fund Balances and Description Table for All Non-General Funds

Fund Number 2406 Registrar of Contractors Fund

Link To Flow Chart

A.R.S. § 32-1107

Consists of registration and license fees from contractors. These monies are to be used for the operations of the Registrar of Contractors agency.

		<u>FY 2013</u>	<u>FY 2014</u>	<u>FY 2015</u>
Sources				
Beginning Balance		9,780.2	12,222.3	6,786.6
Revenues	Registrar of Contractors	9,657.1	9,457.6	9,457.6
	Sources Total	19,437.3	21,679.9	16,244.2
Uses				
Operating Expenditures/Appropriations	Registrar of Contractors	7,215.0	14,893.3	12,193.3
Rent Management Adjustment	Registrar of Contractors	0.0	0.0	72.0
HR Prorata Rate Change	Registrar of Contractors	0.0	0.0	1.1
Retirement Adjustment	Registrar of Contractors	0.0	0.0	3.4
	Uses Total	7,215.0	14,893.3	12,269.9
	Registrar of Contractors Fund Ending Balance	12,222.3	6,786.6	3,974.4

Fund Number 2408 Abandoned Mine Safety Fund

Link To Flow Chart

A.R.S. § 27-131

Revenues include gifts, grants and contributions and monies that may be appropriated by the legislature to match the gifts, grants and contributions based on the preceding year's expenditures. Fund are used to pay contractors for actual abatement costs to fill, fence, or plug shafts.

		<u>FY 2013</u>	<u>FY 2014</u>	<u>FY 2015</u>
Sources				
Beginning Balance		165.5	153.3	48.8
	Sources Total	165.5	153.3	48.8
Uses				
Non-Appropriated Expenditures	State Mine Inspector	12.2	104.5	48.8
	Uses Total	12.2	104.5	48.8
	Abandoned Mine Safety Fund Ending Balance	153.3	48.8	0.0

Fund Balances and Description Table for All Non-General Funds

Fund Number 2409 **Children's Health Insurance Program Fund**

Link To Flow Chart

A.R.S. § 36-2995

Consists of Federal Title XXI funds and member premiums, which are used to provide health coverage for children eligible for the KidsCare program administered by AHCCCS, and related administrative costs.

		FY 2013	FY 2014	FY 2015
Sources				
Beginning Balance		1,350.9	2,028.5	2,028.5
Revenues	Arizona Health Care Cost Containment System	54,459.9	32,139.1	29,965.8
Sources Total		55,810.8	34,167.6	31,994.3
Uses				
Operating Expenditures/Appropriations	Arizona Health Care Cost Containment System	53,782.3	32,139.1	29,965.8
HR Prorata Rate Change	Arizona Health Care Cost Containment System	0.0	0.0	0.3
Retirement Adjustment	Arizona Health Care Cost Containment System	0.0	0.0	0.5
Uses Total		53,782.3	32,139.1	29,966.6
Children's Health Insurance Program Fund Ending Balance		2,028.5	2,028.5	2,027.7

Fund Number 2410 **Water Resources Publication and Mailing Fund**

Link To Flow Chart

A.R.S. § 45-115

Revenues consist of monies paid for legal notices required by law. Funds are used for related expenses. Any funds exceeding \$20,000 at the end of the year revert to the General Fund.

		FY 2013	FY 2014	FY 2015
Sources				
Beginning Balance		1.4	0.3	0.8
Revenues	Department of Water Resources	3.6	3.5	3.5
Sources Total		5.0	3.8	4.3
Uses				
Non-Appropriated Expenditures	Department of Water Resources	4.7	3.0	3.0
Uses Total		4.7	3.0	3.0
Water Resources Publication and Mailing Fund Ending Balance		0.3	0.8	1.3

Fund Balances and Description Table for All Non-General Funds

Fund Number 2411 Water Resources Production and Copying Fund

Link To Flow Chart

A.R.S. § 45-114

Revenues consist of monies paid for copies of Department records and are used for administrative expenses related thereto. Any funds exceeding \$20,000 at the end of the year revert to the General Fund.

		FY 2013	FY 2014	FY 2015
Sources				
Beginning Balance		15.0	18.6	17.0
Revenues	Department of Water Resources	3.7	3.5	3.5
	Sources Total	18.7	22.1	20.5
Uses				
Non-Appropriated Expenditures	Department of Water Resources	0.1	5.1	5.1
	Uses Total	0.1	5.1	5.1
Water Resources Production and Copying Fund Ending Balance		18.6	17.0	15.4

Fund Number 2412 Acupuncture Board of Examiners Fund

Link To Flow Chart

A.R.S. § 32-3905

Revenues are from the fees, fines, and other revenues received by the Board, and are used to license and investigate acupuncturists.

		FY 2013	FY 2014	FY 2015
Sources				
Beginning Balance		106.5	126.6	128.2
Revenues	Acupuncture Board of Examiners	148.9	151.8	154.7
	Sources Total	255.4	278.4	282.9
Uses				
Operating Expenditures/Appropriations	Acupuncture Board of Examiners	128.8	150.2	154.6
Rent Management Adjustment	Acupuncture Board of Examiners	0.0	0.0	0.7
Retirement Adjustment	Acupuncture Board of Examiners	0.0	0.0	0.1
	Uses Total	128.8	150.2	155.4
Acupuncture Board of Examiners Fund Ending Balance		126.6	128.2	127.5

Fund Balances and Description Table for All Non-General Funds

Fund Number 2414 Shared Location & Advertisement Agreement Expense

Link To Flow Chart

A.R.S. § 28-409

Revenues in the fund consist of payments received from public and private entities that have entered into agreements with the Department of Transportation to share locations and/or advertise goods and services that are deemed to be of mutual interest to both parties. Monies deposited in the fund may be used to partially offset the cost incurred by ADOT in providing a location and advertising.

	FY 2013	FY 2014	FY 2015
Sources			
Beginning Balance	97.6	89.4	89.4
Sources Total	97.6	89.4	89.4
Uses			
Non-Appropriated Expenditures Department of Transportation	8.2	0.0	0.0
Uses Total	8.2	0.0	0.0
Shared Location & Advertisement Agreement Expense Ending Balance	89.4	89.4	89.4

Fund Number 2415 Criminal Case Processing and Enforcement Improvement Fund

Link To Flow Chart

A.R.S. §12-201.01

The purpose of the fund is to improve the processing of criminal cases in the superior court and the justice courts and the enforcement of court orders, including the collection of court ordered fees, fines, penalties, assessments, sanctions and forfeitures. The supreme court shall allocate monies in the fund to counties for the planning and implementation of collaborative projects that are designed to improve the processing of criminal cases and the enforcement of court orders, including the collection of court ordered fees, fines, penalties, assessments, sanctions and forfeitures.

	FY 2013	FY 2014	FY 2015
Sources			
Beginning Balance	14.2	14.2	14.2
Sources Total	14.2	14.2	14.2
Uses			
Uses Total	0.0	0.0	0.0
Criminal Case Processing and Enforcement Improvement Fund Ending Balance	14.2	14.2	14.2

Fund Balances and Description Table for All Non-General Funds

Fund Number 2417 **Highway Expansion and Extension Loan Program Fund**

Link To Flow Chart

A.R.S. 28-7674

Revenues consist of legislative appropriations, federal receipts, loan repayments and interests, and funding obligations issues by the State Transportation Board. The Highway Expansion and Extension Loan Program provides the state and its communities with an innovative financing mechanism to accelerate the funding of road construction projects.

		FY 2013	FY 2014	FY 2015
Sources				
Beginning Balance		76,349.5	77,564.1	71,314.1
Revenues	Department of Transportation	1,214.6	0.0	0.0
	Sources Total	77,564.1	77,564.1	71,314.1
Uses				
Non-Appropriated Expenditures	Department of Transportation	0.0	6,250.0	6,250.0
	Uses Total	0.0	6,250.0	6,250.0
	Highway Expansion and Extension Loan Program Fund Ending Balance	77,564.1	71,314.1	65,064.1

Fund Number 2420 **Assistance for Education Fund**

Link To Flow Chart

A.R.S. § 15-973.01

Funded through collections from state income tax refunds (the check box for education) and are used to provide grants to school districts and charters.

		FY 2013	FY 2014	FY 2015
Sources				
Beginning Balance		517.3	575.9	219.1
Revenues	Department of Education	58.6	70.3	70.3
	Sources Total	575.9	646.2	289.4
Uses				
Non-Appropriated Expenditures	Department of Education	0.0	427.1	289.2
Retirement Adjustment	Department of Education	0.0	0.0	0.2
	Uses Total	0.0	427.1	289.4
	Assistance for Education Fund Ending Balance	575.9	219.1	0.0

Fund Balances and Description Table for All Non-General Funds

Fund Number 2421 **CPS Expedited Substance Abuse Treatment Fund**

Link To Flow Chart

A.R.S. § 8-812

The Child Protective Services Expedited Substance Abuse Treatment Fund consists of legislative appropriations. The Child Protective Services Expedited Substance Abuse Treatment Fund is used to provide expedited substance abuse treatment to parents or guardians with a primary goal of facilitating family preservation or reunification. Services are available to parents or guardians who are not eligible for benefits under Title XIX or private insurance and who are a party to a dependency action concerning a child of the parent or a child under the care of the guardian and have a case plan that provides for the child to either remain with or return to the parent or guardian.

		FY 2013	FY 2014	FY 2015
Sources				
Beginning Balance		247.0	0.0	0.0
	Sources Total	247.0	0.0	0.0
Uses				
Non-Appropriated Expenditures	Department of Economic Security	247.0	0.0	0.0
	Uses Total	247.0	0.0	0.0
CPS Expedited Substance Abuse Treatment Fund Ending Balance		0.0	0.0	0.0

Fund Number 2422 **Driving Under Influence Abatement Fund**

Link To Flow Chart

A.R.S. § 28-1304

The fund consists of \$250 fines paid by offenders convicted of extreme DUI and are used to fund DUI prevention and enforcement activities.

		FY 2013	FY 2014	FY 2015
Sources				
Beginning Balance		1,025.3	1,377.8	1,679.4
Revenues	Department of Transportation	152.4	153.8	153.8
Revenues	Governor's Office of Highway Safety	1,558.1	1,503.0	1,503.0
	Sources Total	2,735.8	3,034.6	3,336.2
Uses				
Operating Expenditures/Appropriations	Department of Transportation	152.4	153.8	153.8
Non-Appropriated Expenditures	Governor's Office of Highway Safety	1,053.2	1,049.0	1,049.0
Legislative Fund Transfers	Governor's Office of Highway Safety	152.4	152.4	0.0
HR Prorata Rate Change	Department of Transportation	0.0	0.0	0.1
Retirement Adjustment	Department of Transportation	0.0	0.0	0.1
	Uses Total	1,358.0	1,355.2	1,202.9
Driving Under Influence Abatement Fund Ending Balance		1,377.8	1,679.4	2,133.3

Fund Balances and Description Table for All Non-General Funds

Fund Number 2423	Commission for the Deaf and the Hard of Hearing Fund
<i>Link To Flow Chart</i>	A.R.S. § 36-1945
	Grant funds to be used to study hearing loss and needs of Native Americans in the State of Arizona and for programs related to mental health issues.

	FY 2013	FY 2014	FY 2015
Sources			
Beginning Balance	11.1	11.1	11.1
Sources Total	11.1	11.1	11.1
Uses			
Uses Total	0.0	0.0	0.0
Commission for the Deaf and the Hard of Hearing Fund Ending Balance	11.1	11.1	11.1

Fund Number 2425	Citizens Clean Election Fund
<i>Link To Flow Chart</i>	Proposition 200, November 1998
	Revenue to the Citizen's Clean Election Fund is derived from the following sources: an additional surcharge of 10% imposed on civil and criminal fines and penalties, voluntary contributions, qualifying contributions received by participating candidates and civil penalties assessed against violators of the Citizens Clean Elections Act. As of 8/2/12, the voluntary \$5 check-off on Arizona state income tax return and voluntary dollar-for-dollar tax credit to the Clean Election Fund was eliminated. Up to 10% of the funding may be used to enforce the Citizens Clean Elections Act and at least 10% must be spent on voter education. In addition revenues also help fund participating candidate campaigns.

	FY 2013	FY 2014	FY 2015
Sources			
Beginning Balance	19,208.5	21,786.8	19,842.9
Revenues	Citizens' Clean Elections Commission 9,530.8	8,536.0	8,536.0
Sources Total	28,739.3	30,322.8	28,378.9
Uses			
Non-Appropriated Expenditures	Citizens' Clean Elections Commission 6,952.5	10,479.9	10,479.9
Rent Management Adjustment	Citizens' Clean Elections Commission 0.0	0.0	8.6
HR Prorata Rate Change	Citizens' Clean Elections Commission 0.0	0.0	0.1
Retirement Adjustment	Citizens' Clean Elections Commission 0.0	0.0	0.3
Uses Total	6,952.5	10,479.9	10,488.9
Citizens Clean Election Fund Ending Balance	21,786.8	19,842.9	17,890.0

Fund Balances and Description Table for All Non-General Funds

Fund Number 2426 Standing Political Committee Admin Fund

Link To Flow Chart

A.R.S. § 41-128

Revenues consist of filing fees paid by standing political committees in registering with the Secretary of State's Office. Monies in the fund are used to administer and enforce the campaign finance laws relating to standing political committees.

		FY 2013	FY 2014	FY 2015
Sources				
Beginning Balance		23.2	24.5	25.8
Revenues	Department of State - Secretary of State	1.3	1.3	1.3
	Sources Total	24.5	25.8	27.1
Uses				
	Uses Total	0.0	0.0	0.0
	Standing Political Committee Admin Fund Ending Balance	24.5	25.8	27.1

Fund Number 2427 Risk Assessment Fund

Link To Flow Chart

A.R.S. § 36-1693

Monies received from the Department of Environmental Quality for public health risk assessments services performed by the Department of Health Services.

		FY 2013	FY 2014	FY 2015
Sources				
Beginning Balance		19.5	47.6	76.5
Revenues	Department of Health Services	44.2	45.0	45.0
	Sources Total	63.7	92.6	121.5
Uses				
Non-Appropriated Expenditures	Department of Health Services	16.1	16.1	16.1
	Uses Total	16.1	16.1	16.1
	Risk Assessment Fund Ending Balance	47.6	76.5	105.4

Fund Balances and Description Table for All Non-General Funds

Fund Number 2428	Prisoner Spendable Accounts Fund
<i>Link To Flow Chart</i>	A.R.S. § 31-230
	This is a trust account for inmates. Revenues are received from inmate deposits and provide for inmate expenditures.

	FY 2013	FY 2014	FY 2015
Sources			
Beginning Balance	10,418.7	10,418.7	10,418.7
Sources Total	10,418.7	10,418.7	10,418.7
Uses			
Uses Total	0.0	0.0	0.0
Prisoner Spendable Accounts Fund Ending Balance	10,418.7	10,418.7	10,418.7

Fund Number 2429	Joint Substance Abuse Treatment Fund
<i>Link To Flow Chart</i>	A.R.S. § 8-881
	The Joint Substance Abuse Treatment Fund consists of legislative appropriations. The Joint Substance Abuse Treatment Fund is used to support the Arizona Families F.I.R.S.T. (Families in Recovery Succeeding Together) program. Services are available to parents, guardians or custodians whose substance abuse is a significant barrier to maintaining, preserving, or reunifying the family, and Cash Assistance recipients whose substance abuse is a significant barrier to maintaining or obtaining employment.

	FY 2013	FY 2014	FY 2015
Sources			
Beginning Balance	610.8	610.8	0.0
Sources Total	610.8	610.8	0.0
Uses			
Prior Committed or Obligated Expenditures Department of Economic Security	0.0	610.8	0.0
Uses Total	0.0	610.8	0.0
Joint Substance Abuse Treatment Fund Ending Balance	610.8	0.0	0.0

Fund Balances and Description Table for All Non-General Funds

Fund Number 2430 **Colorado River Land Claims Revolving Fund**

Link To Flow Chart

A.R.S. § 41-191

Revenues include monies recovered by the state from the settlement of this state's sovereign land claims which are transmitted to the state land commissioner to be deposited in the state general fund, except that twenty-five per cent of the monies recovered shall be deposited in the Colorado River Land Claims Revolving Fund administered by the Attorney General's office. Monies in the fund shall be used by the attorney general for payment of costs and expenses incurred by the attorney general and the state land commissioner in the investigation and prosecution of this state's claims of ownership of sovereign lands in the vicinity of the Colorado river, in accordance with the provisions of law governing such claims. No personnel shall be hired with monies from the fund without the approval of the joint legislative budget committee, except temporary personnel appointed for a period not to exceed sixty days.

	FY 2013	FY 2014	FY 2015
Sources			
Beginning Balance	12.3	12.3	12.3
Sources Total	12.3	12.3	12.3
Uses			
Uses Total	0.0	0.0	0.0
Colorado River Land Claims Revolving Fund Ending Balance	12.3	12.3	12.3

Fund Number 2431 **Records Services Fund**

Link To Flow Chart

A.R.S. § 41-1345

The Records Services Fund consists of fees from state agencies, political subdivisions of the state, and other governmental units for use in the preservation and management of records.

	FY 2013	FY 2014	FY 2015
Sources			
Beginning Balance	149.1	443.1	582.0
Revenues	Department of State - Secretary of State	880.8	879.9
Sources Total	1,029.9	1,323.0	1,461.9
Uses			
Operating Expenditures/Appropriations	Department of State - Secretary of State	586.8	741.0
HR Prorata Rate Change	Department of State - Secretary of State	0.0	0.1
Retirement Adjustment	Department of State - Secretary of State	0.0	0.3
Uses Total	586.8	741.0	741.4
Records Services Fund Ending Balance	443.1	582.0	720.5

Fund Balances and Description Table for All Non-General Funds

Fund Number 2432 Land Conservation Fund

Link To Flow Chart

A.R.S. § 41-511.23

Revenues consisted of interest and a \$20 million annual transfer from the State General Fund, ending in FY 2011. The fund provides matching grants to purchase state trust lands for open space and conservation purposes.

		FY 2013	FY 2014	FY 2015
Sources				
Beginning Balance		42,847.0	17,938.6	0.0
Revenues	State Parks Board	285.6	85.0	0.0
	Sources Total	43,132.6	18,023.6	0.0
Uses				
Non-Appropriated Expenditures	State Parks Board	25,194.0	18,023.6	0.0
	Uses Total	25,194.0	18,023.6	0.0
	Land Conservation Fund Ending Balance	17,938.6	0.0	0.0

Fund Number 2433 Fingerprint Clearance Card Fund

Link To Flow Chart

A.R.S. § 41-1758.06

Revenue from charges on fingerprint clearance card applicants are used for criminal history searches on job applicants for selected positions.

		FY 2013	FY 2014	FY 2015
Sources				
Beginning Balance		2,563.1	4,062.8	4,749.9
Revenues	Department of Public Safety	5,781.6	5,520.0	5,520.0
	Sources Total	8,344.7	9,582.8	10,269.9
Uses				
Non-Appropriated Expenditures	Department of Public Safety	4,281.9	4,789.2	4,789.2
Legislative Fund Transfers	Department of Public Safety	0.0	43.7	0.0
Retirement Adjustment	Department of Public Safety	0.0	0.0	1.3
	Uses Total	4,281.9	4,832.9	4,790.5
	Fingerprint Clearance Card Fund Ending Balance	4,062.8	4,749.9	5,479.4

Fund Balances and Description Table for All Non-General Funds

Fund Number 2435 **Board of Fingerprinting Fund**

Link To Flow Chart

A.R.S. § 41-619.56

The fund consists of fees included in the cost of obtaining a fingerprint clearance card. Monies in the fund are used by the Board of Fingerprinting to determine good cause exemptions.

		FY 2013	FY 2014	FY 2015
Sources				
Beginning Balance		900.2	1,287.2	1,545.0
Revenues	Department of Public Safety	887.3	840.0	840.0
Revenues	Board of Fingerprinting	883.8	805.0	770.0
	Sources Total	2,671.3	2,932.2	3,155.0
Uses				
Non-Appropriated Expenditures	Department of Public Safety	883.8	840.0	840.0
Non-Appropriated Expenditures	Board of Fingerprinting	500.3	543.1	543.1
Legislative Fund Transfers	Board of Fingerprinting	0.0	4.1	0.0
HR Prorata Rate Change	Board of Fingerprinting	0.0	0.0	0.1
Retirement Adjustment	Board of Fingerprinting	0.0	0.0	0.2
	Uses Total	1,384.1	1,387.2	1,383.4
	Board of Fingerprinting Fund Ending Balance	1,287.2	1,545.0	1,771.6

Note:

Fund Number 2436 **Agriculture Administrative Support Fund**

Link To Flow Chart

A.R.S. § 3-108

The fund consists of money collected from the Agricultural Employment Relations Board, Arizona Citrus Research Council, Arizona Grain Research and Promotion Council, and Arizona Iceberg Lettuce Research Council based on negotiated interagency agreements to cover costs incurred by the Department in providing administrative support to the AERB and commodity councils.

		FY 2013	FY 2014	FY 2015
Sources				
Beginning Balance		47.1	38.8	40.3
Revenues	Arizona Department of Agriculture	38.8	40.3	40.3
	Sources Total	85.9	79.1	80.6
Uses				
Non-Appropriated Expenditures	Arizona Department of Agriculture	47.1	38.4	38.4
Rent Management Adjustment	Arizona Department of Agriculture	0.0	0.0	0.3
Legislative Fund Transfers	Arizona Department of Agriculture	0.0	0.4	0.0
	Uses Total	47.1	38.8	38.7
	Agriculture Administrative Support Fund Ending Balance	38.8	40.3	41.9

Fund Balances and Description Table for All Non-General Funds

Fund Number 2438 **AHCCCS Intergovernmental Service Fund**

Link To Flow Chart

A.R.S. § 36-2927

The fund is used to pay all costs, including staff positions, incurred in the administration of a Medicaid information system for the State of Hawaii. Revenues are from billings to the Hawaii Medicaid program (this fund is also referred to as the "HAPA Fund").

		FY 2013	FY 2014	FY 2015
Sources				
Beginning Balance		1,108.2	2,071.0	1,376.5
Revenues	Arizona Health Care Cost Containment System	7,587.3	7,305.5	7,305.5
Sources Total		8,695.5	9,376.5	8,682.0
Uses				
Non-Appropriated Expenditures	Arizona Health Care Cost Containment System	6,624.4	8,000.0	8,000.0
HR Prorata Rate Change	Arizona Health Care Cost Containment System	0.0	0.0	0.1
Retirement Adjustment	Arizona Health Care Cost Containment System	0.0	0.0	1.4
Uses Total		6,624.4	8,000.0	8,001.5
AHCCCS Intergovernmental Service Fund Ending Balance		2,071.0	1,376.5	680.5

Fund Number 2439 **Prevention of Child Abuse Fund**

Link To Flow Chart

A.R.S. § 41-109

Revenue is received from the sale and renewal of these child abuse prevention special plates and is used for programs to prevent child abuse.

		FY 2013	FY 2014	FY 2015
Sources				
Beginning Balance		168.5	146.5	146.5
Revenues	Office of the Governor	350.8	340.0	340.0
Sources Total		519.3	486.5	486.5
Uses				
Non-Appropriated Expenditures	Office of the Governor	372.8	340.0	340.0
Uses Total		372.8	340.0	340.0
Prevention of Child Abuse Fund Ending Balance		146.5	146.5	146.5

Fund Balances and Description Table for All Non-General Funds

Fund Number 2440 **Court Reporters Fund**

Link To Flow Chart

A.R.S. § 32-4007

Revenue for the fund comes from registration and renewal fees Certified Court Reporters pay. Monies in the fund are used for the certification and administration of court reporters statewide.

		FY 2013	FY 2014	FY 2015
Sources				
Beginning Balance		161.6	51.8	111.7
Revenues	Judiciary	5.9	180.8	8.3
Sources Total		167.5	232.6	120.0
Uses				
Non-Appropriated Expenditures	Judiciary	115.7	120.0	120.0
Legislative Fund Transfers	Judiciary	0.0	0.9	0.0
Uses Total		115.7	120.9	120.0
Court Reporters Fund Ending Balance		51.8	111.7	0.0

Fund Number 2441 **Veterans' Donation Fund**

Link To Flow Chart

A.R.S. § 41-608

Revenues are generated through public and private contributions and through the sales of Veteran and Freedom license plates. Funds are used for the benefit of Veterans in Arizona.

		FY 2013	FY 2014	FY 2015
Sources				
Beginning Balance		1,884.5	1,469.1	2,480.8
Revenues	Department of Veterans' Services	1,668.2	1,738.4	1,738.4
Sources Total		3,552.7	3,207.5	4,219.2
Uses				
Non-Appropriated Expenditures	Department of Veterans' Services	2,083.6	726.7	726.7
Uses Total		2,083.6	726.7	726.7
Veterans' Donation Fund Ending Balance		1,469.1	2,480.8	3,492.5

Fund Balances and Description Table for All Non-General Funds

Fund Number 2442

Firearms Safety and Ranges Fund

Link To Flow Chart

A.R.S. § 17-273

Revenues received from the sale or lease of property owned by the Game and Fish Commission and are used for the purpose of providing publicly-owned shooting ranges.

		<u>FY 2013</u>	<u>FY 2014</u>	<u>FY 2015</u>
Sources				
Beginning Balance		3.7	3.2	4.2
Revenues	Arizona Game & Fish Department	(0.5)	1.0	1.0
	Sources Total	3.2	4.2	5.2
Uses				
	Uses Total	0.0	0.0	0.0
	Firearms Safety and Ranges Fund Ending Balance	3.2	4.2	5.2

Fund Number 2443

State Aid to County Attorneys Fund

Link To Flow Chart

A.R.S. § 11-539

The fund consists of appropriations from the State General Fund and supplemental charges on criminal and civil traffic fines. The funds are distributed by formula to the counties for the processing of criminal cases.

		<u>FY 2013</u>	<u>FY 2014</u>	<u>FY 2015</u>
Sources				
Beginning Balance		106.8	115.7	92.1
Revenues	Arizona Criminal Justice Commission	982.5	957.0	957.0
	Sources Total	1,089.3	1,072.7	1,049.1
Uses				
Operating Expenditures/Appropriations	Arizona Criminal Justice Commission	973.6	973.6	973.6
Legislative Fund Transfers	Arizona Criminal Justice Commission	0.0	7.0	0.0
	Uses Total	973.6	980.6	973.6
	State Aid to County Attorneys Fund Ending Balance	115.7	92.1	75.5

Fund Balances and Description Table for All Non-General Funds

Fund Number 2444 **Schools for the Deaf and Blind Fund**

Link To Flow Chart

A.R.S. § 15-1304

Fund consists of money obtained from the Department of Education Special Education Voucher Fund, and expendable receipts from the State Land Trust. Funds are used for the education of Deaf and Blind children, children with multiple disabilities, and children with multiple disabilities and severe sensory impairments.

		FY 2013	FY 2014	FY 2015
Sources				
Beginning Balance		773.5	734.7	221.5
Revenues	Arizona State Schools for the Deaf and the Blind	13,266.6	13,072.3	12,856.4
Sources Total		14,040.1	13,807.0	13,077.9
Uses				
Operating Expenditures/Appropriations	Arizona State Schools for the Deaf and the Blind	13,223.4	13,585.5	12,856.4
Administrative Adjustments	Arizona State Schools for the Deaf and the Blind	81.9	0.0	0.0
Retirement Adjustment	Arizona State Schools for the Deaf and the Blind	0.0	0.0	4.7
Uses Total		13,305.4	13,585.5	12,861.1
Schools for the Deaf and Blind Fund Ending Balance		734.7	221.5	216.8

Fund Number 2445JCA **State Aid to Indigent Defense Fund**

Link To Flow Chart

A.R.S. § 11-588

The State Aid to Indigent Defense Fund consists of funds from a portion of filing fees collected by the supreme court and the court of appeals. The purpose of the fund is to provide state aid to the county public defender, legal defender and contract indigent defense counsel for the processing of criminal cases.

		FY 2013	FY 2014	FY 2015
Sources				
Beginning Balance		935.0	1,870.0	2,277.8
Revenues	Arizona Criminal Justice Commission	935.0	907.8	905.3
Sources Total		1,870.0	2,777.8	3,183.1
Uses				
Operating Expenditures/Appropriations	Attorney General - Department of Law	0.0	500.0	800.0
Retirement Adjustment	Attorney General - Department of Law	0.0	0.0	0.1
Uses Total		0.0	500.0	800.1
State Aid to Indigent Defense Fund Ending Balance		1,870.0	2,277.8	2,383.0

Fund Balances and Description Table for All Non-General Funds

Fund Number 2446

State Aid to Courts Fund

Link To Flow Chart

A.R.S. § 12-116.01

The fund receives legislative appropriations, a portion of court filing fees, and a portion of fees, fines, penalties and forfeitures collected on criminal offences and civil motor vehicle violations. It is used to provide state aid to the Superior Court for processing criminal cases and is distributed to each county based on population and the number of felony filings.

		FY 2013	FY 2014	FY 2015
Sources				
Beginning Balance		221.5	190.1	363.0
Revenues	Judiciary	2,608.0	2,594.7	2,581.8
Sources Total		2,829.5	2,784.8	2,944.8
Uses				
Operating Expenditures/Appropriations	Judiciary	2,589.4	2,944.6	2,944.6
Administrative Adjustments	Judiciary	0.0	(594.0)	0.0
Legislative Fund Transfers	Judiciary	50.0	71.2	0.0
Uses Total		2,639.4	2,421.8	2,944.6
State Aid to Courts Fund Ending Balance		190.1	363.0	0.2

Fund Number 2448

Partnership Fund

Link To Flow Chart

A.R.S. § 41-511.04

The fund was created to allow the Board to collect and expend monies for administration of the Federal Land and Water Conservation Fund program. This is accomplished through the use of a surcharge assessed to sub-grantees.

		FY 2013	FY 2014	FY 2015
Sources				
Beginning Balance		366.8	301.1	202.0
Revenues	State Parks Board	303.2	285.0	285.0
Sources Total		670.0	586.1	487.0
Uses				
Non-Appropriated Expenditures	State Parks Board	368.9	384.1	384.1
HR Prorata Rate Change	State Parks Board	0.0	0.0	0.1
Retirement Adjustment	State Parks Board	0.0	0.0	0.4
Uses Total		368.9	384.1	384.6
Partnership Fund Ending Balance		301.1	202.0	102.4

Fund Balances and Description Table for All Non-General Funds

Fund Number 2449 **Statewide Employee Recognition Gifts/Donations Fund**

Link To Flow Chart

A.R.S. 41-709

rated through donations from agency State employees and through Employee Recognition fund raising events, and used to recognize outstanding employee performance and to conduct events that enhance the morale of the agency.

			<u>FY 2013</u>	<u>FY 2014</u>	<u>FY 2015</u>
Sources					
Beginning Balance			0.4	0.2	0.3
Revenues	Department of Juvenile Corrections		0.0	1.0	1.0
		Sources Total	0.4	1.2	1.3
Uses					
Non-Appropriated Expenditures	Department of Juvenile Corrections		0.2	0.9	0.9
		Uses Total	0.2	0.9	0.9
		Statewide Employee Recognition Gifts/Donations Fund Ending Balance	0.2	0.3	0.4

Fund Number 2449DTA **Statewide Employee Recognition Gifts/Donations Fund**

Link To Flow Chart

A.R.S. § 28-1304

This fund receives monies through gifts and donations from public and private entities and is used to conduct ADOT's employee recognition programs.

			<u>FY 2013</u>	<u>FY 2014</u>	<u>FY 2015</u>
Sources					
Beginning Balance			0.0	1.7	1.7
Revenues	Department of Transportation		20.8	20.0	20.0
		Sources Total	20.8	21.7	21.7
Uses					
Non-Appropriated Expenditures	Department of Transportation		19.1	20.0	20.0
		Uses Total	19.1	20.0	20.0
		Statewide Employee Recognition Gifts/Donations Fund Ending Balance	1.7	1.7	1.7

Fund Balances and Description Table for All Non-General Funds

Fund Number 2449EVA Statewide Employee Recognition Gifts/Donations Fund

Link To Flow Chart

ARS §41-776, 35-142A and 35-131G

Revenues to the fund consist of gifts, grants, matching monies or direct payments from public or private agencies or private persons and enterprises. Monies are used to recognize outstanding employee performance and to conduct events that enhance the morale of the agency.

		FY 2013	FY 2014	FY 2015
Sources				
Beginning Balance		0.0	0.5	0.5
Revenues	Department of Environmental Quality	6.6	2.6	2.6
	Sources Total	6.6	3.1	3.1
Uses				
Non-Appropriated Expenditures	Department of Environmental Quality	6.1	2.6	2.6
	Uses Total	6.1	2.6	2.6
	Statewide Employee Recognition Gifts/Donations Fund Ending Balance	0.5	0.5	0.5

Fund Number 2449PIA Employee Recognition Fund

Link To Flow Chart

A.R.S. § 41-776

This money comes from sales of candy and snacks, and auction events via donated goods. This fund is used to fund employee recognition/appreciation events as determined by the agency's employee appreciation committee.

		FY 2013	FY 2014	FY 2015
Sources				
Beginning Balance		0.0	9.6	6.0
Revenues	Arizona Pioneers' Home	16.2	5.0	5.0
	Sources Total	16.2	14.6	11.0
Uses				
Non-Appropriated Expenditures	Arizona Pioneers' Home	6.6	8.6	8.6
	Uses Total	6.6	8.6	8.6
	Employee Recognition Fund Ending Balance	9.6	6.0	2.4

Fund Balances and Description Table for All Non-General Funds

Fund Number 2449RVA Statewide Employee Recognition Gifts/Donations Fund

Link To Flow Chart

A.R.S. § 41-776

Receipts in the fund consist of donations derived from fund-raising activities, contributions, or services from employees. This fund is used exclusively for employee recognition activities in the Department of Revenue.

		FY 2013	FY 2014	FY 2015
Sources				
Beginning Balance		4.0	1.2	1.2
Revenues	Department of Revenue	0.3	0.0	0.0
	Sources Total	4.3	1.2	1.2
Uses				
Non-Appropriated Expenditures	Department of Revenue	3.1	0.0	0.0
	Uses Total	3.1	0.0	0.0
	Statewide Employee Recognition Gifts/Donations Fund Ending Balance	1.2	1.2	1.2

Fund Number 2449VSA Statewide Employee Recognition Gifts/Donations Fund

Link To Flow Chart

A.R.S. § 41-776

Revenue is generated through donations from agency State employees and through Employee Recognition fund raising events. Funds are used to recognize outstanding employee performance and to conduct events that enhance the morale of the agency.

		FY 2013	FY 2014	FY 2015
Sources				
Beginning Balance		2.0	1.4	1.4
	Sources Total	2.0	1.4	1.4
Uses				
Non-Appropriated Expenditures	Department of Veterans' Services	0.6	0.0	0.0
	Uses Total	0.6	0.0	0.0
	Statewide Employee Recognition Gifts/Donations Fund Ending Balance	1.4	1.4	1.4

Fund Balances and Description Table for All Non-General Funds

Fund Number 2451 State Land Department Fund

Link To Flow Chart

A.R.S. § 7-108

The fund is used to pay for zoning application fees and advertising for land sales. The fund is reimbursed by the purchaser or lessee.

	FY 2013	FY 2014	FY 2015
Sources			
Beginning Balance	196.7	179.0	139.0
Revenues	State Land Department	338.8	385.0
	Sources Total	535.5	564.0
Uses			
Non-Appropriated Expenditures	State Land Department	356.5	425.0
	Uses Total	356.5	425.0
State Land Department Fund Ending Balance	179.0	139.0	99.0

Fund Number 2453 State Traffic and Parking Control Fund

Link To Flow Chart

A.R.S. § 41-796(G)

The fund derives revenue from monetary penalties resulting from parking and traffic violations on state property. Monies are used to maintain parking lots and structures and to post signs and notices for the regulation of vehicles.

	FY 2013	FY 2014	FY 2015
Sources			
Beginning Balance	4.5	4.5	4.5
	Sources Total	4.5	4.5
Uses			
	Uses Total	0.0	0.0
State Traffic and Parking Control Fund Ending Balance	4.5	4.5	4.5

Fund Balances and Description Table for All Non-General Funds

Fund Number 2455 Deficiencies Correction Fund

Link To Flow Chart

A.R.S. § 15-2021

Revenues are derived from transaction privilege tax transfers for the purpose of correcting existing deficiencies in school buildings and equipment that do not comply with minimum adequacy requirements.

		<u>FY 2013</u>	<u>FY 2014</u>	<u>FY 2015</u>
Sources				
Beginning Balance		80.0	80.0	0.0
	Sources Total	80.0	80.0	0.0
Uses				
Non-Appropriated Expenditures	School Facilities Board	0.0	80.0	0.0
	Uses Total	0.0	80.0	0.0
	Deficiencies Correction Fund Ending Balance	80.0	0.0	0.0

Fund Number 2458 Commodity Promotion Fund

Link To Flow Chart

A.R.S. § 3-109.02

Revenues are derived from a fee for the issuance of certificates of free sale. A certificate of free sale is a document that authenticates that a commodity is generally and freely sold in domestic channels of trade. Many countries require this documentation before allowing a shipment of consumable products to enter its borders and its markets. Funds are used to provide for programs to stimulate, educate, encourage and foster the production and consumption of Arizona agricultural products domestically and abroad.

		<u>FY 2013</u>	<u>FY 2014</u>	<u>FY 2015</u>
Sources				
Beginning Balance		4.6	3.2	2.7
Revenues	Arizona Department of Agriculture	7.5	7.0	7.0
	Sources Total	12.1	10.2	9.7
Uses				
Non-Appropriated Expenditures	Arizona Department of Agriculture	8.9	7.5	7.5
	Uses Total	8.9	7.5	7.5
	Commodity Promotion Fund Ending Balance	3.2	2.7	2.2

Fund Balances and Description Table for All Non-General Funds

Fund Number 2460 New School Facilities Fund

Link To Flow Chart

A.R.S. § 15-2041

Revenues to the fund are derived from certificate of participation proceeds and are used to fund the new construction of K-12 schools.

		FY 2013	FY 2014	FY 2015
Sources				
Beginning Balance		3,745.9	613.0	547.0
Revenues	School Facilities Board	16,023.8	5,608.8	11,497.3
	Sources Total	19,769.7	6,221.8	12,044.3
Uses				
Non-Appropriated Expenditures	School Facilities Board	19,156.7	5,674.8	12,044.3
	Uses Total	19,156.7	5,674.8	12,044.3
	New School Facilities Fund Ending Balance	613.0	547.0	0.0

Fund Number 2461 Criminal Case Processing Fund

Link To Flow Chart

A.R.S. § 41-2421

Fund revenues are received from the State Treasurer for 0.35% share of a 7% surcharge on criminal, motor vehicle, and game and fish statute violations, and a portion of redirected court collections. Funds are used for the processing of criminal cases.

		FY 2013	FY 2014	FY 2015
Sources				
Beginning Balance		59.1	77.1	77.1
Revenues	Attorney General - Department of Law	98.0	82.6	82.6
	Sources Total	157.1	159.7	159.7
Uses				
Non-Appropriated Expenditures	Attorney General - Department of Law	80.0	82.6	82.6
	Uses Total	80.0	82.6	82.6
	Criminal Case Processing Fund Ending Balance	77.1	77.1	77.1

Fund Balances and Description Table for All Non-General Funds

Fund Number 2463 **Grant Anticipation Notes Fund**

Link To Flow Chart

A.R.S. § 28-7615

This fund receives revenues from the Federal Highway Administration under various grant agreements and is used for the repayment of Grant Anticipation notes.

		<u>FY 2013</u>	<u>FY 2014</u>	<u>FY 2015</u>
Sources				
Beginning Balance		103,043.5	47,590.1	6.6
Revenues	Department of Transportation	110,844.9	63,037.0	64,895.0
	Sources Total	213,888.4	110,627.1	64,901.6
Uses				
Non-Appropriated Expenditures	Department of Transportation	166,298.3	110,620.5	60,620.5
	Uses Total	166,298.3	110,620.5	60,620.5
	Grant Anticipation Notes Fund Ending Balance	47,590.1	6.6	4,281.1

Fund Number 2464 **Serious Mental Illness Services Fund**

Link To Flow Chart

A.R.S. §36-503.2

Laws 2000, Fifth Special Session, Chapter 1 created the Serious Mental Illness Services Fund which received \$50 million of Tobacco Settlement monies. The fund is dedicated to one-time expenditures for community housing, vocational rehabilitation, and support services that will assist persons with serious mental illness.

		<u>FY 2013</u>	<u>FY 2014</u>	<u>FY 2015</u>
Sources				
Beginning Balance		2.9	2.9	2.9
	Sources Total	2.9	2.9	2.9
Uses				
	Uses Total	0.0	0.0	0.0
	Serious Mental Illness Services Fund Ending Balance	2.9	2.9	2.9

Fund Balances and Description Table for All Non-General Funds

Fund Number 2465 School Facilities Building Renewal Fund

Link To Flow Chart

A.R.S. § 15-2031

Revenues to the fund consist of General Fund disbursements based on a statutory formula and are distributed to school districts for building renewal projects.

		<u>FY 2013</u>	<u>FY 2014</u>	<u>FY 2015</u>
Sources				
Beginning Balance		5.0	5.0	0.0
Revenues	School Facilities Board	0.0	(5.0)	0.0
	Sources Total	5.0	0.0	0.0
Uses				
	Uses Total	0.0	0.0	0.0
	School Facilities Building Renewal Fund Ending Balance	5.0	0.0	0.0

Fund Number 2467 Health Care Appeals Fund

Link To Flow Chart

A.R.S. § 20-2540

Revenues from invoices to insurers are used to compensate procured independent review organizations for reviewing health care appeal cases that involve issues of medical necessity and to pay expenses relating to implementing and maintaining the external independent review process.

		<u>FY 2013</u>	<u>FY 2014</u>	<u>FY 2015</u>
Sources				
Beginning Balance		4.1	79.8	91.9
Revenues	Department of Insurance	271.8	226.3	242.6
	Sources Total	275.9	306.1	334.5
Uses				
Non-Appropriated Expenditures	Department of Insurance	196.1	212.5	212.5
Rent Management Adjustment	Department of Insurance	0.0	0.0	0.8
Legislative Fund Transfers	Department of Insurance	0.0	1.7	0.0
	Uses Total	196.1	214.2	213.3
	Health Care Appeals Fund Ending Balance	79.8	91.9	121.2

Fund Balances and Description Table for All Non-General Funds

Fund Number 2468 **Arizona Tobacco Litigation Settlement Fund**

Link To Flow Chart

A.R.S. § 36-2901.02

Revenues in the fund are from payments received by the State for the Master Settlement Agreement between tobacco companies and the states entered into on November 23, 1998, along with interest on those funds. The funds are used as part of the State match for the Proposition 204 AHCCCS expansion, approved by the voters on November 7, 2000.

		FY 2013	FY 2014	FY 2015
Sources				
Beginning Balance		0.0	0.0	0.0
Revenues	Arizona Health Care Cost Containment System	149,125.4	100,000.0	100,000.0
	Sources Total	149,125.4	100,000.0	100,000.0
Uses				
Non-Appropriated Expenditures	Arizona Health Care Cost Containment System	149,125.4	100,000.0	100,000.0
	Uses Total	149,125.4	100,000.0	100,000.0
Arizona Tobacco Litigation Settlement Fund Ending Balance		0.0	0.0	0.0

Fund Number 2470 **Failing Schools Tutoring Fund**

Link To Flow Chart

A.R.S. § 15-241.01

Revenues consist of a portion of the 0.6% sales tax approved by voters through passage of Proposition 301 in November 2000. Funds are used to provide tutoring for students who have not yet passed portions of the high school AIMS test or who attend "failing" schools.

		FY 2013	FY 2014	FY 2015
Sources				
Beginning Balance		897.0	216.5	216.5
Revenues	Department of Education	1,500.1	1,500.0	1,500.0
	Sources Total	2,397.1	1,716.5	1,716.5
Uses				
Non-Appropriated Expenditures	Department of Education	2,180.6	1,500.0	1,500.0
Retirement Adjustment	Department of Education	0.0	0.0	0.1
	Uses Total	2,180.6	1,500.0	1,500.1
Failing Schools Tutoring Fund Ending Balance		216.5	216.5	216.4

Fund Balances and Description Table for All Non-General Funds

Fund Number 2471

Classroom Site Fund

[Link To Flow Chart](#)

A.R.S. § 15-977

Revenues consist of remaining monies allocated from Proposition 301. Funds are used to provide additional funding for teacher compensation increases based on performance (40%); teacher base salary increases (20%); and class size reduction, AIMS intervention programs, teacher development, dropout prevention, and teacher liability insurance premiums (40%).

		FY 2013	FY 2014	FY 2015
Sources				
Beginning Balance		35,590.7	38,064.9	37,840.3
Revenues	Department of Education	335,016.7	404,490.2	404,490.2
	Sources Total	370,607.4	442,555.1	442,330.5
Uses				
Non-Appropriated Expenditures	Department of Education	332,542.5	404,714.8	404,714.8
	Uses Total	332,542.5	404,714.8	404,714.8
	Classroom Site Fund Ending Balance	38,064.9	37,840.3	37,615.7

Fund Number 2472

Technology and Research Initiative Fund

[Link To Flow Chart](#)

A.R.S. § 15-1648

Revenues are derived from a portion of the 0.6% sales tax authorized by voters through Proposition 301 in November 2000. Funds are used for technology and research (new economy) initiatives. Up to 20% of the monies may be used for capital projects, including debt service.

		FY 2013	FY 2014	FY 2015
Sources				
Beginning Balance		0.0	0.0	0.0
Revenues	ASU - West	1,600.0	1,600.0	1,600.0
Revenues	ASU - Polytechnic	2,000.0	2,000.0	2,000.0
Revenues	Arizona Board of Regents	59,807.7	69,310.1	62,385.0
	Sources Total	63,407.7	72,910.1	65,985.0
Uses				
Operating Expenditures/Appropriations	ASU - West	1,600.0	1,600.0	1,600.0
Operating Expenditures/Appropriations	ASU - Polytechnic	2,000.0	2,000.0	2,000.0
Non-Appropriated Expenditures	Arizona Board of Regents	59,807.7	69,310.1	62,385.0
	Uses Total	63,407.7	72,910.1	65,985.0
	Technology and Research Initiative Fund Ending Balance	0.0	0.0	0.0

Fund Balances and Description Table for All Non-General Funds

Fund Number 2473 Financial Surveillance Fund

Link To Flow Chart

A.R.S. § 20-156

Revenues from assessments on Arizona insurers are used to pay the costs of employing financial analysts to conduct financial surveillance of domestic insurers.

		FY 2013	FY 2014	FY 2015
Sources				
Beginning Balance		62.2	209.8	300.6
Revenues	Department of Insurance	359.2	315.8	222.0
	Sources Total	421.4	525.6	522.6
Uses				
Non-Appropriated Expenditures	Department of Insurance	211.6	222.6	222.6
Rent Management Adjustment	Department of Insurance	0.0	0.0	1.5
Legislative Fund Transfers	Department of Insurance	0.0	2.4	0.0
Retirement Adjustment	Department of Insurance	0.0	0.0	0.1
	Uses Total	211.6	225.0	224.2
	Financial Surveillance Fund Ending Balance	209.8	300.6	298.4

Fund Number 2474 Purchase and Retirement Fund

Link To Flow Chart

A.R.S. § 45-615.3

For purchasing and retiring grandfathered rights, the Department shall collect an amount not greater than \$2 per acre-foot per year. The initial fee for purchasing and retiring grandfathered rights shall be levied in the first year in which the director develops and implements a program for the purchase and retirement of grandfathered rights as part of the management plan for the active management area, but not earlier than January 1, 2006. The director may not levy a fee under this paragraph on a district member of a groundwater replenishment district that withdraws groundwater in the district for a non-irrigation use in the district.

		FY 2013	FY 2014	FY 2015
Sources				
Beginning Balance		61.5	72.6	73.1
Revenues	Department of Water Resources	11.1	0.5	0.5
	Sources Total	72.6	73.1	73.6
Uses				
	Uses Total	0.0	0.0	0.0
	Purchase and Retirement Fund Ending Balance	72.6	73.1	73.6

Fund Balances and Description Table for All Non-General Funds

Fund Number 2476 **Department of Juvenile Corrections Restitution Fund**

Link To Flow Chart

A.R.S. § 41-2826

The fund consists of appropriated, grant and donated monies paid to youth who participate in the committed youth work program and has court ordered restitution or monetary assessment. The monies are used to pay these court determined fines.

	FY 2013	FY 2014	FY 2015
Sources			
Beginning Balance	62.0	91.7	121.4
Revenues	29.7	29.7	29.7
Sources Total	91.7	121.4	151.1
Uses			
Uses Total	0.0	0.0	0.0
Department of Juvenile Corrections Restitution Fund Ending Balance	91.7	121.4	151.1

Fund Number 2478 **Budget Neutrality Compliance Fund**

Link To Flow Chart

A.R.S. § 36-2928

This fund is a pass-through fund for county contributions for use by the Department of Economic Security for eligibility determinations.

	FY 2013	FY 2014	FY 2015
Sources			
Beginning Balance	7.7	7.7	7.7
Revenues	3,221.1	3,303.9	3,392.7
Sources Total	3,228.8	3,311.6	3,400.4
Uses			
Operating Expenditures/Appropriations	3,221.1	3,303.9	3,392.7
Uses Total	3,221.1	3,303.9	3,392.7
Budget Neutrality Compliance Fund Ending Balance	7.7	7.7	7.7

Fund Balances and Description Table for All Non-General Funds

Fund Number 2479 **Motorcycle Safety Fund**

Link To Flow Chart

A.R.S. § 28-2010

The fund consists of \$1 of the motorcycle registration fee, which is to be used for motorcycle safety education programs.

		FY 2013	FY 2014	FY 2015
Sources				
Beginning Balance		243.3	243.3	243.3
Revenues	Department of Public Safety	205.0	206.5	205.0
	Sources Total	448.3	449.8	448.3
Uses				
Operating Expenditures/Appropriations	Department of Public Safety	205.0	205.0	205.0
Legislative Fund Transfers	Department of Public Safety	0.0	1.5	0.0
	Uses Total	205.0	206.5	205.0
	Motorcycle Safety Fund Ending Balance	243.3	243.3	243.3

Fund Number 2480 **State Highway Work Zone Safety Fund**

Link To Flow Chart

A.R.S. 28-710

Funds received from additional civil penalties from traffic violations in a highway work zone are used for a public education campaign for highway work zone safety.

		FY 2013	FY 2014	FY 2015
Sources				
Beginning Balance		25.3	25.3	25.3
	Sources Total	25.3	25.3	25.3
	State Highway Work Zone Safety Fund Ending Balance	25.3	25.3	25.3

Fund Balances and Description Table for All Non-General Funds

Fund Number 2481 State Veterans' Cemetery Fund

Link To Flow Chart

A.R.S. § 41-608.02

This fund originally received revenues from a transfer from the Veterans' Home Trust Fund to construct the Southern Arizona Cemetery. New revenues come from federal grants from Department of Veterans Affairs. Funds are used for construction costs associated with building new Veterans' cemeteries.

		FY 2013	FY 2014	FY 2015
Sources				
Beginning Balance		104.7	35.4	35.4
Revenues	Department of Veterans' Services	1,652.8	2,160.8	7,421.1
	Sources Total	1,757.5	2,196.2	7,456.5
Uses				
Non-Appropriated Expenditures	Department of Veterans' Services	1,722.1	2,160.8	7,421.2
	Uses Total	1,722.1	2,160.8	7,421.2
	State Veterans' Cemetery Fund Ending Balance	35.4	35.4	35.3

Fund Number 2484 Emergency Deficiencies Correction Fund

Link To Flow Chart

A.R.S. § 15-2022

Revenues to the fund consist of monies transferred from the Deficiencies Correction Fund or the New School Facilities Fund and are distributed to school districts for capital projects where there is a serious threat to the functioning of the school district or public safety.

		FY 2013	FY 2014	FY 2015
Sources				
Beginning Balance		2,195.7	641.7	0.0
Revenues	School Facilities Board	474.2	80.7	0.0
	Sources Total	2,669.9	722.4	0.0
Uses				
Non-Appropriated Expenditures	School Facilities Board	2,028.2	722.4	0.0
	Uses Total	2,028.2	722.4	0.0
	Emergency Deficiencies Correction Fund Ending Balance	641.7	0.0	0.0

Fund Balances and Description Table for All Non-General Funds

Fund Number 2485 English Learner Class Personnel Bonus Fund

Link To Flow Chart

A.R.S. § 15-943.04

Revenues consisted of legislative appropriations. Bonuses, from the Fund, are provided to classroom personnel at school districts and charter schools in the amount of \$250 per existing pupil in an English Learner program who achieved proficiency in the prior year.

	FY 2013	FY 2014	FY 2015
Sources			
Beginning Balance	28.3	28.3	28.3
Sources Total	28.3	28.3	28.3
Uses			
Uses Total	0.0	0.0	0.0
English Learner Class Personnel Bonus Fund Ending Balance	28.3	28.3	28.3

Fund Number 2486 ASDB Classroom Site Fund

Link To Flow Chart

A.R.S. § 15-1305

Revenues are derived from .6% transaction privilege tax authorized by voter-approved Proposition 301 specifically to address teacher pay (base and performance) and a menu of maintenance and operations items (AIMS intervention and dropout prevention, class size reduction, and teacher training).

	FY 2013	FY 2014	FY 2015
Sources			
Beginning Balance	619.5	563.0	705.3
Revenues	Arizona State Schools for the Deaf and the Blind 1,461.2	1,995.4	2,043.2
Sources Total	2,080.7	2,558.4	2,748.5
Uses			
Non-Appropriated Expenditures	Arizona State Schools for the Deaf and the Blind 1,517.7	1,853.1	1,853.1
Retirement Adjustment	Arizona State Schools for the Deaf and the Blind 0.0	0.0	0.7
Uses Total	1,517.7	1,853.1	1,853.8
ASDB Classroom Site Fund Ending Balance	563.0	705.3	894.7

Fund Balances and Description Table for All Non-General Funds

Fund Number 2487 State Educational System for Committed Youth Class Fund

Link To Flow Chart

A.R.S. § 15-1373

Forty percent of the revenues from monies received from the department of education shall be used for teacher compensation increases based on performance and employment related expenses, twenty percent of the monies for teacher base salary increases and employment related expenses and forty percent of the monies for maintenance and operation purposes

		FY 2013	FY 2014	FY 2015
Sources				
Beginning Balance		189.2	241.3	269.0
Revenues	Department of Juvenile Corrections	170.1	170.1	170.1
Sources Total		359.3	411.4	439.1
Uses				
Non-Appropriated Expenditures	Department of Juvenile Corrections	118.0	142.4	142.4
Retirement Adjustment	Department of Juvenile Corrections	0.0	0.0	1.2
Uses Total		118.0	142.4	143.6
State Educational System for Committed Youth Class Fund Ending Balance		241.3	269.0	295.5

Fund Number 2489 Equine Inspection Fund

Link To Flow Chart

A.R.S. § 3-1345.01

Revenues include inspection fees for processing ownership and transportation of horses. Monies are used for issuance of horse ownership and transportation certificates.

		FY 2013	FY 2014	FY 2015
Sources				
Beginning Balance		0.7	0.2	0.3
Revenues	Arizona Department of Agriculture	0.8	0.8	0.8
Sources Total		1.5	1.0	1.1
Uses				
Non-Appropriated Expenditures	Arizona Department of Agriculture	1.3	0.7	0.7
Uses Total		1.3	0.7	0.7
Equine Inspection Fund Ending Balance		0.2	0.3	0.4

Fund Balances and Description Table for All Non-General Funds

Fund Number 2490 **Department of Public Safety Licensing Fund**

Link To Flow Chart

A.R.S. § 32-2408

Fees are collected from private investigators and security guard license applicants. The monies collected are used to fund the operating costs of regulating the security guard and private investigator industries.

		FY 2013	FY 2014	FY 2015
Sources				
Beginning Balance		81.2	204.4	158.1
Revenues	Department of Public Safety	1,127.9	1,127.9	1,127.9
Sources Total		1,209.1	1,332.3	1,286.0
Uses				
Non-Appropriated Expenditures	Department of Public Safety	1,004.7	1,166.1	1,166.1
Legislative Fund Transfers	Department of Public Safety	0.0	8.1	0.0
Retirement Adjustment	Department of Public Safety	0.0	0.0	0.4
Uses Total		1,004.7	1,174.2	1,166.5
Department of Public Safety Licensing Fund Ending Balance		204.4	158.1	119.5

Fund Number 2491 **Well Administration and Enforcement Fund**

Link To Flow Chart

A.R.S. § 45-606

Revenues include filing fees paid to the Department. Funds may be expended for compliance monitoring, investigation and enforcement activities of the Department pertaining to the construction, replacement, deepening, and abandonment of wells and capping of open wells.

		FY 2013	FY 2014	FY 2015
Sources				
Beginning Balance		80.3	158.0	188.4
Revenues	Department of Water Resources	356.9	347.3	347.3
Sources Total		437.2	505.3	535.7
Uses				
Non-Appropriated Expenditures	Department of Water Resources	279.2	314.6	314.6
Legislative Fund Transfers	Department of Water Resources	0.0	2.3	0.0
HR Prorata Rate Change	Department of Water Resources	0.0	0.0	0.1
Retirement Adjustment	Department of Water Resources	0.0	0.0	0.1
Uses Total		279.2	316.9	314.7
Well Administration and Enforcement Fund Ending Balance		158.0	188.4	221.0

Fund Balances and Description Table for All Non-General Funds

Fund Number 2492EDA Instructional Improvement Fund

Link To Flow Chart

A.R.S. § 15-979

Fund receives 56% of total shared revenue from Indian gaming as authorized by Proposition 202 (2002 General Election). Funds are distributed by formula to school districts and charter schools and may be expended for teacher compensation increases, class size reductions, dropout prevention, and instructional improvement programs.

			<u>FY 2013</u>	<u>FY 2014</u>	<u>FY 2015</u>
Sources					
Beginning Balance			23.8	36.0	36.1
Revenues	Department of Education		43,101.7	48,909.1	48,909.1
		Sources Total	43,125.5	48,945.1	48,945.2
Uses					
Non-Appropriated Expenditures	Department of Education		43,089.5	48,909.0	48,909.0
		Uses Total	43,089.5	48,909.0	48,909.0
		Instructional Improvement Fund Ending Balance	36.0	36.1	36.2

Fund Number 2492SDA Instructional Improvement Fund

Link To Flow Chart

A.R.S. § 15-979

Fund receives 56% of total shared revenue from Indian gaming as authorized by Proposition 202 (2002 General Election). Funds are distributed by formula to school districts and charter schools and may be expended for teacher compensation increases, class size reductions, dropout prevention, and instructional improvement programs.

			<u>FY 2013</u>	<u>FY 2014</u>	<u>FY 2015</u>
Sources					
Beginning Balance			242.8	154.6	77.4
		Sources Total	242.8	154.6	77.4
Uses					
Non-Appropriated Expenditures	Arizona State Schools for the Deaf and the Blind		88.2	77.2	77.2
		Uses Total	88.2	77.2	77.2
		Instructional Improvement Fund Ending Balance	154.6	77.4	0.2

Fund Balances and Description Table for All Non-General Funds

Fund Number 2493	Railroad Corridor Acquisition Fund	
<i>Link To Flow Chart</i>	A.R.S. § 28-9401	
	Fund receives monies from a legislative appropriation and is used to contract studies related to the development of high-speed rail corridors within Arizona.	

	<u>FY 2013</u>	<u>FY 2014</u>	<u>FY 2015</u>
Sources			
Beginning Balance	148.2	147.2	0.0
Sources Total	148.2	147.2	0.0
Uses			
Non-Appropriated Expenditures	1.0	146.2	0.0
Legislative Fund Transfers	0.0	1.0	0.0
Uses Total	1.0	147.2	0.0
Railroad Corridor Acquisition Fund Ending Balance	147.2	0.0	0.0

Fund Number 2494	Trauma and Emergency Services Fund	
<i>Link To Flow Chart</i>	A.R.S. § 36-2903.07	
	Revenue is from 28% of tribal gaming revenues received as a result of Prop. 202, after deductions are taken for Gaming administrative and problem gambling programs. Funds are used to reimburse Arizona hospitals for unrecovered trauma center and emergency services costs.	

	<u>FY 2013</u>	<u>FY 2014</u>	<u>FY 2015</u>
Sources			
Beginning Balance	15,025.4	15,277.1	15,292.6
Revenues	21,518.7	24,470.2	25,731.1
Sources Total	36,544.1	39,747.3	41,023.7
Uses			
Non-Appropriated Expenditures	21,267.0	24,454.7	25,715.6
Uses Total	21,267.0	24,454.7	25,715.6
Trauma and Emergency Services Fund Ending Balance	15,277.1	15,292.6	15,308.1

Fund Balances and Description Table for All Non-General Funds

Fund Number 2495	PLTO Collections and Disbursements Fund
<i>Link To Flow Chart</i>	A.R.S. § 35-142(E)
	Revenues derived from assessments on agencies occupying space in Privatized Lease to Own (PLTO) buildings are used to pay annual PLTO lease costs.

		FY 2013	FY 2014	FY 2015
Sources				
Beginning Balance		807.2	642.7	540.5
Revenues	Arizona Department of Administration	12,273.2	9,704.9	9,952.3
	Sources Total	13,080.4	10,347.6	10,492.8
Uses				
Non-Appropriated Expenditures	Arizona Department of Administration	12,437.7	9,807.1	10,054.5
	Uses Total	12,437.7	9,807.1	10,054.5
PLTO Collections and Disbursements Fund Ending Balance		642.7	540.5	438.3

Fund Number 2497	Arizona Wildlife Conservation Fund
<i>Link To Flow Chart</i>	A.R.S. § 17-299
	Revenues are received from tribal gaming and are used to conserve, enhance, and restore wildlife and habitats.

		FY 2013	FY 2014	FY 2015
Sources				
Beginning Balance		4,739.6	5,904.1	5,795.8
Revenues	Arizona Game & Fish Department	6,204.7	6,223.0	6,223.0
	Sources Total	10,944.3	12,127.1	12,018.8
Uses				
Non-Appropriated Expenditures	Arizona Game & Fish Department	5,040.2	6,331.3	6,331.3
HR Prorata Rate Change	Arizona Game & Fish Department	0.0	0.0	0.3
Retirement Adjustment	Arizona Game & Fish Department	0.0	0.0	7.6
	Uses Total	5,040.2	6,331.3	6,339.2
Arizona Wildlife Conservation Fund Ending Balance		5,904.1	5,795.8	5,679.6

Fund Balances and Description Table for All Non-General Funds

Fund Number 2499 **Southern AZ Veteran's Cemetery Trust Fund**

Link To Flow Chart

A.R.S. § 41-608

The fund receives burial fees and cemetery plot allowances from the internment of eligible veterans buried at the Southern Arizona State Veterans' Cemetery. These revenues are used to help offset a portion of the costs of operating the facility.

		FY 2013	FY 2014	FY 2015
Sources				
Beginning Balance		35.3	39.1	95.5
Revenues	Department of Veterans' Services	217.1	240.0	240.0
Sources Total		252.4	279.1	335.5
Uses				
Non-Appropriated Expenditures	Department of Veterans' Services	213.3	183.6	183.6
Uses Total		213.3	183.6	183.6
Southern AZ Veteran's Cemetery Trust Fund Ending Balance		39.1	95.5	151.9

Fund Number 2500 **Interagency Service Agreement Fund**

Link To Flow Chart

A.R.S. § 35-142

This fund was established for state agencies as a clearing account to properly account for, control, and report receipts and disbursements associated with intergovernmental and interagency service agreements, which are not reported in other funds.

		FY 2013	FY 2014	FY 2015
Sources				
Beginning Balance		96,711.1	97,160.8	96,751.5
Revenues	Department of State - Secretary of State	0.0	175.0	0.0
Revenues	Department of Emergency and Military Affairs	2,086.4	1,796.0	1,896.9
Sources Total		98,797.5	99,131.8	98,648.4
Uses				
Non-Appropriated Expenditures	Department of State - Secretary of State	0.0	175.0	57.3
Non-Appropriated Expenditures	Department of Emergency and Military Affairs	1,636.7	2,205.3	1,851.9
HR Prorata Rate Change	Department of Emergency and Military Affairs	0.0	0.0	0.2
Retirement Adjustment	Department of Emergency and Military Affairs	0.0	0.0	0.4
Retirement Adjustment	Department of State - Secretary of State	0.0	0.0	0.1
Uses Total		1,636.7	2,380.3	1,909.9
Interagency Service Agreement Fund Ending Balance		97,160.8	96,751.5	96,738.5

Fund Balances and Description Table for All Non-General Funds

Fund Number 2500ADA IGA and ISA Fund

Link To Flow Chart

A.R.S. § 35-142

This fund was established for state agencies as a clearing account to properly account for, control, and report receipts and disbursements associated with intergovernmental and interagency service agreements not reported in other funds.

		<u>FY 2013</u>	<u>FY 2014</u>	<u>FY 2015</u>
Sources				
Beginning Balance		1,857.9	3,262.6	1,007.9
Revenues	Arizona Department of Administration	10,373.0	8,479.5	10,130.2
	Sources Total	12,230.9	11,742.1	11,138.1
Uses				
Non-Appropriated Expenditures	Arizona Department of Administration	8,968.3	10,696.4	10,696.4
Legislative Fund Transfers	Arizona Department of Administration	0.0	37.8	0.0
HR Prorata Rate Change	Arizona Department of Administration	0.0	0.0	0.2
Retirement Adjustment	Arizona Department of Administration	0.0	0.0	0.4
	Uses Total	8,968.3	10,734.2	10,696.9
	IGA and ISA Fund Ending Balance	3,262.6	1,007.9	441.2

Fund Balances and Description Table for All Non-General Funds

Fund Number 2500AGA IGA and ISA Fund

Link To Flow Chart

A.R.S. § 35-142

This fund was established for state agencies as a clearing account to properly account for, control, and report receipts and disbursements associated with intergovernmental and interagency service agreements, which are not reported in other funds.

		FY 2013	FY 2014	FY 2015
Sources				
Beginning Balance		83.8	252.4	0.1
Revenues	Attorney General - Department of Law	3,131.6	2,964.0	2,838.1
Sources Total		3,215.4	3,216.4	2,838.2
Uses				
Non-Appropriated Expenditures	Attorney General - Department of Law	2,963.0	3,183.4	2,838.1
Rent Management Adjustment	Attorney General - Department of Law	0.0	0.0	3.6
Legislative Fund Transfers	Attorney General - Department of Law	0.0	32.9	0.0
HR Prorata Rate Change	Attorney General - Department of Law	0.0	0.0	0.2
Retirement Adjustment	Attorney General - Department of Law	0.0	0.0	0.5
Uses Total		2,963.0	3,216.3	2,842.3
IGA and ISA Fund Ending Balance		252.4	0.1	(4.1)

Note: The agency will manage expenditures to ensure a positive ending fund balance in FY 2015.

Fund Number 2500AHA IGA and ISA Fund

Link To Flow Chart

A.R.S. § 35-142

This fund was established for state agencies as a clearing account to properly account for, control, and report receipts and disbursements associated with intergovernmental and interagency service agreements, which are not reported in other funds.

		FY 2013	FY 2014	FY 2015
Sources				
Beginning Balance		0.0	0.0	0.0
Revenues	Arizona Department of Agriculture	104.1	104.1	104.1
Sources Total		104.1	104.1	104.1
Uses				
Non-Appropriated Expenditures	Arizona Department of Agriculture	104.1	104.1	104.1
Uses Total		104.1	104.1	104.1
IGA and ISA Fund Ending Balance		0.0	0.0	0.0

Fund Balances and Description Table for All Non-General Funds

Fund Number 2500BDA IGA and ISA Fund

Link To Flow Chart

A.R.S. § 35-142

This fund was established for state agencies as a clearing account to properly account for, control, and report receipts and disbursements associated with intergovernmental and interagency service agreements, which are not reported in other funds.

		FY 2013	FY 2014	FY 2015
Sources				
Beginning Balance		0.0	1.5	0.0
Revenues	State Department of Financial Institutions	77.0	74.7	75.8
Sources Total		77.0	76.2	75.8
Uses				
Non-Appropriated Expenditures	State Department of Financial Institutions	75.5	75.7	75.7
Legislative Fund Transfers	State Department of Financial Institutions	0.0	0.5	0.0
Uses Total		75.5	76.2	75.7
IGA and ISA Fund Ending Balance		1.5	0.0	0.1

Fund Number 2500CCA IGA and ISA Fund

Link To Flow Chart

A.R.S. § 35-142

This fund was established for state agencies as a clearing account to properly account for, control, and report receipts and disbursements associated with intergovernmental and interagency service agreements, which are not reported in other funds.

		FY 2013	FY 2014	FY 2015
Sources				
Beginning Balance		5.4	4.8	4.8
Revenues	Corporation Commission	0.6	0.0	0.0
Sources Total		6.0	4.8	4.8
Uses				
Non-Appropriated Expenditures	Corporation Commission	1.2	0.0	0.0
Uses Total		1.2	0.0	0.0
IGA and ISA Fund Ending Balance		4.8	4.8	4.8

Fund Balances and Description Table for All Non-General Funds

Fund Number 2500COU IGA and ISA Fund

Link To Flow Chart

A.R.S. § 35-142

This fund was established for state agencies as a clearing account to properly account for, control, and report receipts and disbursements associated with intergovernmental and interagency service agreements, which are not reported in other funds.

	FY 2013	FY 2014	FY 2015
Sources			
Beginning Balance	51.6	51.6	51.6
Sources Total	51.6	51.6	51.6
Uses			
Uses Total	0.0	0.0	0.0
IGA and ISA Fund Ending Balance	51.6	51.6	51.6

Fund Number 2500DCA IGA and ISA Fund

Link To Flow Chart

A.R.S. § 35-142

This fund was established for state agencies as a clearing account to properly account for, control, and report receipts and disbursements associated with intergovernmental and interagency service agreements, which are not reported in other funds.

	FY 2013	FY 2014	FY 2015
Sources			
Beginning Balance	54.1	47.9	50.0
Revenues	Department of Corrections 85.1	60.3	57.9
Sources Total	139.2	108.2	107.9
Uses			
Non-Appropriated Expenditures	Department of Corrections 91.3	57.8	57.9
Legislative Fund Transfers	Department of Corrections 0.0	0.4	0.0
Uses Total	91.3	58.2	57.9
IGA and ISA Fund Ending Balance	47.9	50.0	50.0

Fund Balances and Description Table for All Non-General Funds

Fund Number 2500EDA IGA and ISA Fund

Link To Flow Chart

A.R.S. § 35-142

This fund was established for state agencies as a clearing account to properly account for, control, and report receipts and disbursements associated with intergovernmental and interagency service agreements, which are not reported in other funds.

		FY 2013	FY 2014	FY 2015
Sources				
Beginning Balance		264.0	222.9	141.0
Revenues	Department of Education	4,564.6	4,946.8	4,946.8
Sources Total		4,828.6	5,169.7	5,087.8
Uses				
Non-Appropriated Expenditures	Department of Education	4,605.7	5,001.9	5,001.9
Legislative Fund Transfers	Department of Education	0.0	26.8	0.0
HR Prorata Rate Change	Department of Education	0.0	0.0	0.2
Retirement Adjustment	Department of Education	0.0	0.0	0.2
Uses Total		4,605.7	5,028.7	5,002.3
IGA and ISA Fund Ending Balance		222.9	141.0	85.5

Fund Number 2500EVA IGA and ISA Fund

Link To Flow Chart

A.R.S. § 35-142

This fund was established for state agencies as a clearing account to properly account for, control, and report receipts and disbursements associated with intergovernmental and interagency service agreements, which are not reported in other funds.

		FY 2013	FY 2014	FY 2015
Sources				
Beginning Balance		0.0	0.0	0.0
Revenues	Department of Environmental Quality	4,606.2	4,590.5	4,590.5
Sources Total		4,606.2	4,590.5	4,590.5
Uses				
Non-Appropriated Expenditures	Department of Environmental Quality	4,606.2	4,590.5	4,588.9
HR Prorata Rate Change	Department of Environmental Quality	0.0	0.0	0.6
Retirement Adjustment	Department of Environmental Quality	0.0	0.0	1.0
Uses Total		4,606.2	4,590.5	4,590.6
IGA and ISA Fund Ending Balance		0.0	0.0	0.0

Fund Balances and Description Table for All Non-General Funds

Fund Number 2500GFA IGA and ISA Fund

Link To Flow Chart

A.R.S. § 35-142

This fund was established for state agencies as a clearing account to properly account for, control, and report receipts and disbursements associated with intergovernmental and interagency service agreements, which are not reported in other funds.

		FY 2013	FY 2014	FY 2015
Sources				
Beginning Balance		218.5	156.4	156.4
Revenues	Arizona Game & Fish Department	52.5	920.2	920.2
Sources Total		271.0	1,076.6	1,076.6
Uses				
Non-Appropriated Expenditures	Arizona Game & Fish Department	114.6	920.2	920.2
Uses Total		114.6	920.2	920.2
IGA and ISA Fund Ending Balance		156.4	156.4	156.4

Fund Number 2500GHA IGA and ISA Fund

Link To Flow Chart

A.R.S. § 35-142

This fund was established for state agencies as a clearing account to properly account for, control, and report receipts and disbursements associated with intergovernmental and interagency service agreements, which are not reported in other funds.

		FY 2013	FY 2014	FY 2015
Sources				
Beginning Balance		366.2	424.4	497.6
Revenues	Governor's Office of Highway Safety	523.2	523.2	523.2
Sources Total		889.4	947.6	1,020.8
Uses				
Non-Appropriated Expenditures	Governor's Office of Highway Safety	465.0	448.5	448.5
Transfer Due to Fund Balance Cap	Governor's Office of Highway Safety	0.0	1.5	0.0
Retirement Adjustment	Governor's Office of Highway Safety	0.0	0.0	0.1
Uses Total		465.0	450.0	448.6
IGA and ISA Fund Ending Balance		424.4	497.6	572.2

Fund Balances and Description Table for All Non-General Funds

Fund Number 2500GVA IGA and ISA Fund

Link To Flow Chart

A.R.S. § 35-142

This fund was established for state agencies as a clearing account to properly account for, control, and report receipts and disbursements associated with intergovernmental and interagency service agreements, which are not reported in other funds.

		<u>FY 2013</u>	<u>FY 2014</u>	<u>FY 2015</u>
Sources				
Beginning Balance		564.3	659.3	605.0
Revenues	Office of the Governor	583.7	695.0	600.0
	Sources Total	1,148.0	1,354.3	1,205.0
Uses				
Non-Appropriated Expenditures	Office of the Governor	488.7	749.3	749.3
HR Prorata Rate Change	Office of the Governor	0.0	0.0	0.1
Retirement Adjustment	Office of the Governor	0.0	0.0	(0.6)
	Uses Total	488.7	749.3	748.7
	IGA and ISA Fund Ending Balance	659.3	605.0	456.3

Fund Number 2500HCA IGA and ISA Fund

Link To Flow Chart

A.R.S. § 35-142

This fund was established for state agencies as a clearing account to properly account for, control, and report receipts and disbursements associated with intergovernmental and interagency service agreements, which are not reported in other funds.

		<u>FY 2013</u>	<u>FY 2014</u>	<u>FY 2015</u>
Sources				
Beginning Balance		45,846.2	88,408.5	10,000.0
Revenues	Arizona Health Care Cost Containment System	1,056,141.9	776,522.8	946,279.1
	Sources Total	1,101,988.1	864,931.3	956,279.1
Uses				
Non-Appropriated Expenditures	Arizona Health Care Cost Containment System	1,013,579.7	854,931.3	946,279.1
Retirement Adjustment	Arizona Health Care Cost Containment System	0.0	0.0	0.7
	Uses Total	1,013,579.7	854,931.3	946,279.8
	IGA and ISA Fund Ending Balance	88,408.5	10,000.0	9,999.2

Fund Balances and Description Table for All Non-General Funds

Fund Number 2500HDA IGA and ISA Fund

Link To Flow Chart

A.R.S. § 35-142

This fund was established for state agencies as a clearing account to properly account for, control, and report receipts and disbursements associated with intergovernmental and interagency service agreements, which are not reported in other funds.

		<u>FY 2013</u>	<u>FY 2014</u>	<u>FY 2015</u>
Sources				
Beginning Balance		4,190.7	4,587.9	5,213.0
Revenues	Arizona Department of Housing	680.5	859.4	807.0
Sources Total		4,871.2	5,447.3	6,020.0
Uses				
Non-Appropriated Expenditures	Arizona Department of Housing	283.3	234.3	238.3
HR Prorata Rate Change	Arizona Department of Housing	0.0	0.0	0.1
Retirement Adjustment	Arizona Department of Housing	0.0	0.0	0.1
Uses Total		283.3	234.3	238.4
IGA and ISA Fund Ending Balance		4,587.9	5,213.0	5,781.6

Fund Number 2500HGA IGA and ISA Fund

Link To Flow Chart

A.R.S. § 35-142

This fund was established for state agencies as a clearing account to properly account for, control, and report receipts and disbursements associated with intergovernmental and interagency service agreements, which are not reported in other funds.

		<u>FY 2013</u>	<u>FY 2014</u>	<u>FY 2015</u>
Sources				
Beginning Balance		0.0	0.0	0.0
Revenues	Office of Administrative Hearings	1,052.7	1,111.1	1,122.0
Sources Total		1,052.7	1,111.1	1,122.0
Uses				
Non-Appropriated Expenditures	Office of Administrative Hearings	1,052.7	1,103.6	1,103.6
Rent Management Adjustment	Office of Administrative Hearings	0.0	0.0	18.0
Legislative Fund Transfers	Office of Administrative Hearings	0.0	7.5	0.0
HR Prorata Rate Change	Office of Administrative Hearings	0.0	0.0	0.1
Retirement Adjustment	Office of Administrative Hearings	0.0	0.0	0.4
Uses Total		1,052.7	1,111.1	1,122.0
IGA and ISA Fund Ending Balance		0.0	0.0	0.0

Fund Balances and Description Table for All Non-General Funds

Fund Number 2500HSA IGA and ISA Fund

Link To Flow Chart

A.R.S. § 35-142

This fund was established for state agencies as a clearing account to properly account for, control, and report receipts and disbursements associated with intergovernmental and interagency service agreements, which are not reported in other funds.

		FY 2013	FY 2014	FY 2015
Sources				
Beginning Balance		39,223.1	39,329.7	30,779.4
Revenues	Department of Health Services	1,292,242.7	1,308,553.0	1,508,376.0
Sources Total		1,331,465.8	1,347,882.7	1,539,155.4
Uses				
Non-Appropriated Expenditures	Department of Health Services	1,292,136.1	1,317,103.3	1,500,505.2
HR Prorata Rate Change	Department of Health Services	0.0	0.0	3.0
Retirement Adjustment	Department of Health Services	0.0	0.0	7.7
Uses Total		1,292,136.1	1,317,103.3	1,500,515.8
IGA and ISA Fund Ending Balance		39,329.7	30,779.4	38,639.6

Fund Number 2500MMA IGA and ISA Fund

Link To Flow Chart

A.R.S. § 35-142

This fund was established for state agencies as a clearing account to properly account for, control, and report receipts and disbursements associated with intergovernmental and interagency service agreements, which are not reported in other funds.

		FY 2013	FY 2014	FY 2015
Sources				
Beginning Balance		0.0	7.1	12.9
Revenues	Department of Fire, Building and Life Safety	69.3	62.8	62.8
Sources Total		69.3	69.9	75.7
Uses				
Non-Appropriated Expenditures	Department of Fire, Building and Life Safety	62.2	57.0	57.0
Uses Total		62.2	57.0	57.0
IGA and ISA Fund Ending Balance		7.1	12.9	18.7

Fund Balances and Description Table for All Non-General Funds

Fund Number 2500PEA IGA and ISA Fund

Link To Flow Chart

A.R.S. § 35-142

This fund was established for state agencies as a clearing account to properly account for, control, and report receipts and disbursements associated with intergovernmental and interagency service agreements, which are not reported in other funds.

		FY 2013	FY 2014	FY 2015
Sources				
Beginning Balance		0.0	0.0	0.0
Revenues	Commission for Postsecondary Education	543.9	546.8	0.0
Sources Total		543.9	546.8	0.0
Uses				
Non-Appropriated Expenditures	Commission for Postsecondary Education	543.9	546.8	0.0
Uses Total		543.9	546.8	0.0
IGA and ISA Fund Ending Balance		0.0	0.0	0.0

Fund Number 2500PSA IGA and ISA Fund

Link To Flow Chart

A.R.S. § 35-142

This fund was established for state agencies as a clearing account to properly account for, control, and report receipts and disbursements associated with intergovernmental and interagency service agreements, which are not reported in other funds.

		FY 2013	FY 2014	FY 2015
Sources				
Beginning Balance		2,730.5	3,178.8	1,660.2
Revenues	Department of Public Safety	6,895.8	7,145.8	7,772.3
Sources Total		9,626.3	10,324.6	9,432.5
Uses				
Non-Appropriated Expenditures	Department of Public Safety	6,447.5	8,605.9	8,605.9
Rent Management Adjustment	Department of Public Safety	0.0	0.0	3.3
Legislative Fund Transfers	Department of Public Safety	0.0	58.5	0.0
Retirement Adjustment	Department of Public Safety	0.0	0.0	0.3
Uses Total		6,447.5	8,664.4	8,609.5
IGA and ISA Fund Ending Balance		3,178.8	1,660.2	823.0

Fund Balances and Description Table for All Non-General Funds

Fund Number 2500RVA IGA and ISA Fund

Link To Flow Chart

A.R.S. § 35-142

This fund was established for state agencies as a clearing account to properly account for, control, and report receipts and disbursements associated with intergovernmental and interagency service agreements, which are not reported in other funds.

		FY 2013	FY 2014	FY 2015
Sources				
Beginning Balance		89.3	60.8	59.7
Revenues	Department of Revenue	150.0	150.0	150.0
Sources Total		239.3	210.8	209.7
Uses				
Non-Appropriated Expenditures	Department of Revenue	178.5	150.0	150.0
Rent Management Adjustment	Department of Revenue	0.0	0.0	0.2
Legislative Fund Transfers	Department of Revenue	0.0	1.1	0.0
Uses Total		178.5	151.1	150.2
IGA and ISA Fund Ending Balance		60.8	59.7	59.5

Fund Number 2500VSA IGA and ISA Fund

Link To Flow Chart

A.R.S. § 35-142

This fund was established for state agencies as a clearing account to properly account for, control, and report receipts and disbursements associated with intergovernmental and interagency service agreements, which are not reported in other funds.

		FY 2013	FY 2014	FY 2015
Sources				
Beginning Balance		2.1	0.0	0.0
Sources Total		2.1	0.0	0.0
Uses				
Non-Appropriated Expenditures	Department of Veterans' Services	2.1	0.0	0.0
Uses Total		2.1	0.0	0.0
IGA and ISA Fund Ending Balance		0.0	0.0	0.0

Fund Balances and Description Table for All Non-General Funds

Fund Number 2500WCA IGA and ISA Fund

Link To Flow Chart

A.R.S. § 35-142

This fund was established for state agencies as a clearing account to properly account for, control, and report receipts and disbursements associated with intergovernmental and interagency service agreements, which are not reported in other funds.

		FY 2013	FY 2014	FY 2015
Sources				
Beginning Balance		702.1	574.2	290.5
Revenues	Department of Water Resources	355.6	375.0	425.0
Sources Total		1,057.7	949.2	715.5
Uses				
Non-Appropriated Expenditures	Department of Water Resources	483.5	655.3	655.3
Legislative Fund Transfers	Department of Water Resources	0.0	3.4	0.0
HR Prorata Rate Change	Department of Water Resources	0.0	0.0	0.1
Retirement Adjustment	Department of Water Resources	0.0	0.0	0.1
Uses Total		483.5	658.7	655.4
IGA and ISA Fund Ending Balance		574.2	290.5	60.1

Fund Number 2502 TANF and CCDF Clearing Fund

Link To Flow Chart

Department of Health and Human Services grants sent to DES are gathered in this clearing fund until they can be distributed to the appropriate program. Money is not spent out of this fund, it is merely transferred to other areas.

		FY 2013	FY 2014	FY 2015
Sources				
Beginning Balance		8,875.2	8,875.2	0.0
Sources Total		8,875.2	8,875.2	0.0
Uses				
Administrative Adjustments	Department of Economic Security	0.0	8,875.2	0.0
Uses Total		0.0	8,875.2	0.0
TANF and CCDF Clearing Fund Ending Balance		8,875.2	0.0	0.0

Fund Balances and Description Table for All Non-General Funds

Fund Number 2503 ADOA Special Events Fund

Link To Flow Chart

A.R.S. § 35-142(E)

Set-up fees from special events held on state property are deposited in this fund to help offset the cost of coordinating such events.

		FY 2013	FY 2014	FY 2015
Sources				
Beginning Balance		26.6	24.9	24.9
Revenues	Arizona Department of Administration	20.6	15.5	15.5
Sources Total		47.2	40.4	40.4
Uses				
Non-Appropriated Expenditures	Arizona Department of Administration	22.3	15.4	15.4
Legislative Fund Transfers	Arizona Department of Administration	0.0	0.1	0.0
Uses Total		22.3	15.5	15.4
ADOA Special Events Fund Ending Balance		24.9	24.9	25.0

Fund Number 2504 Prison Construction and Operations Fund

Link To Flow Chart

A.R.S. § 41-1651

Beginning in March 2004, revenues are received from increased surcharges on DUI fines and are used for the operation or construction of prisons.

		FY 2013	FY 2014	FY 2015
Sources				
Beginning Balance		6,131.4	11,576.5	6,863.8
Revenues	Department of Corrections	13,948.0	13,869.5	13,869.5
Sources Total		20,079.4	25,446.0	20,733.3
Uses				
Operating Expenditures/Appropriations	Department of Corrections	8,499.6	12,499.4	13,684.4
Operating Expenditures/Appropriations	Arizona Department of Administration	0.0	0.0	2,000.0
Administrative Adjustments	Department of Corrections	3.3	0.0	0.0
Legislative Fund Transfers	Department of Corrections	0.0	6,082.8	0.0
Uses Total		8,502.8	18,582.2	15,684.4
Prison Construction and Operations Fund Ending Balance		11,576.5	6,863.8	5,048.9

Fund Balances and Description Table for All Non-General Funds

Fund Number 2505

Inmate Store Proceeds Fund

[Link To Flow Chart](#)

A.R.S. § 41-1604

Revenue is received from the State's share of the inmate stores proceeds and is used for inmate activities, incentive pay for officers, safety equipment or other needs of the Department.

		<u>FY 2013</u>	<u>FY 2014</u>	<u>FY 2015</u>
Sources				
Beginning Balance		6,989.2	6,833.9	1,227.9
Revenues	Department of Corrections	4,247.6	5,040.0	5,040.0
	Sources Total	11,236.8	11,873.9	6,267.9
Uses				
Non-Appropriated Expenditures	Department of Corrections	4,403.0	5,116.0	5,116.0
Legislative Fund Transfers	Department of Corrections	0.0	5,530.0	0.0
	Uses Total	4,403.0	10,646.0	5,116.0
	Inmate Store Proceeds Fund Ending Balance	6,833.9	1,227.9	1,151.9

Fund Number 2506

Healthcare Group Fund

[Link To Flow Chart](#)

A.R.S. § 36-2912.01

Funds are received from premiums paid by small employers, including employee contributions, for the costs of providing medical care for employees, including the appropriated costs of administering the program.

		<u>FY 2013</u>	<u>FY 2014</u>	<u>FY 2015</u>
Sources				
Beginning Balance		8,861.4	9,894.2	6,092.9
Revenues	Arizona Health Care Cost Containment System	26,582.0	8,151.0	0.0
Revenues	Office of Administrative Hearings	13.3	12.3	12.3
	Sources Total	35,456.7	18,057.5	6,105.2
Uses				
Operating Expenditures/Appropriations	Arizona Health Care Cost Containment System	1,133.5	1,097.2	0.0
Operating Expenditures/Appropriations	Office of Administrative Hearings	13.3	12.3	12.3
Non-Appropriated Expenditures	Arizona Health Care Cost Containment System	24,415.7	10,855.1	0.0
Rent Management Adjustment	Office of Administrative Hearings	0.0	0.0	1.9
	Uses Total	25,562.5	11,964.6	14.2
	Healthcare Group Fund Ending Balance	9,894.2	6,092.9	6,091.0

Fund Balances and Description Table for All Non-General Funds

Fund Number 2509 Assured and Adequate Water Supply Administration Fund

Link To Flow Chart

A.R.S. § 45-580

This fund consists of application fees paid by cities, towns, and private water companies who are required to have the Department of Water Resources evaluate the adequacy of their water supply. An appropriation from this fund is then used to offset costs associated with the Department's evaluation of these applications.

		FY 2013	FY 2014	FY 2015
Sources				
Beginning Balance		17.8	138.3	45.3
Revenues	Department of Water Resources	128.5	175.3	225.3
Sources Total		146.3	313.6	270.6
Uses				
Operating Expenditures/Appropriations	Department of Water Resources	8.0	266.4	266.4
Legislative Fund Transfers	Department of Water Resources	0.0	1.9	0.0
Retirement Adjustment	Department of Water Resources	0.0	0.0	0.1
Uses Total		8.0	268.3	266.5
Assured and Adequate Water Supply Administration Fund Ending Balance		138.3	45.3	4.1

Fund Number 2510 Parity Compensation Fund

Link To Flow Chart

A.R.S. § 41-1720

This fund was established to help fund law enforcement salaries and benefits. It draws revenues from a 1.51% distribution of the vehicle license taxes that are otherwise slated to go to the state highway fund.

		FY 2013	FY 2014	FY 2015
Sources				
Beginning Balance		181.6	834.6	1,436.2
Revenues	Department of Public Safety	2,447.2	2,500.0	2,700.0
Sources Total		2,628.8	3,334.6	4,136.2
Uses				
Operating Expenditures/Appropriations	Department of Public Safety	1,819.4	1,885.3	1,950.0
Administrative Adjustments	Department of Public Safety	(25.2)	0.0	0.0
Legislative Fund Transfers	Department of Public Safety	0.0	13.1	0.0
Retirement Adjustment	Department of Public Safety	0.0	0.0	0.1
Uses Total		1,794.2	1,898.4	1,950.1
Parity Compensation Fund Ending Balance		834.6	1,436.2	2,186.1

Fund Balances and Description Table for All Non-General Funds

Fund Number 2511 Aggregate Mining Reclamation Fund

Link To Flow Chart

A.R.S. § 27-1233

Revenues for this fund are received from fees assessed on owners of mines that need to be reclaimed and are used to enforce the reclamation statutes.

		FY 2013	FY 2014	FY 2015
Sources				
Beginning Balance		144.5	148.4	73.9
Revenues	State Mine Inspector	15.3	38.0	38.6
	Sources Total	159.8	186.4	112.5
Uses				
Operating Expenditures/Appropriations	State Mine Inspector	11.4	112.5	112.5
	Uses Total	11.4	112.5	112.5
	Aggregate Mining Reclamation Fund Ending Balance	148.4	73.9	0.0

Fund Number 2513 Breast/Cervical Cancer Plate Fund

Link To Flow Chart

A.R.S. § 36-119

This fund consists of revenues from special plate fees and renewals. Of the \$25 fee, \$8 is for administrative costs deposited to the State Highway Fund and \$17 is deposited into the Breast and Cervical Cancer Screening and Diagnostic Special Plate Fund. These funds are used for breast and cervical cancer screening and diagnostic and outreach services.

		FY 2013	FY 2014	FY 2015
Sources				
Beginning Balance		270.6	484.9	699.9
Revenues	Department of Health Services	214.3	215.0	215.0
	Sources Total	484.9	699.9	914.9
Uses				
	Uses Total	0.0	0.0	0.0
	Breast/Cervical Cancer Plate Fund Ending Balance	484.9	699.9	914.9

Fund Balances and Description Table for All Non-General Funds

Fund Number 2515 State DOC Revolving-Transition Fund

Link To Flow Chart

A.R.S. § 42-3106

Revenues are received from taxes on tobacco and alcohol and are used for substance abuse treatment and education.

		FY 2013	FY 2014	FY 2015
Sources				
Beginning Balance		1,321.9	3,519.5	3,063.2
Revenues	Department of Corrections	3,520.5	3,516.6	3,516.6
	Sources Total	4,842.4	7,036.1	6,579.8
Uses				
Operating Expenditures/Appropriations	Arizona Department of Administration	0.0	0.0	1,500.0
Non-Appropriated Expenditures	Department of Corrections	1,322.9	1,460.0	2,096.2
Legislative Fund Transfers	Department of Corrections	0.0	2,512.9	0.0
	Uses Total	1,322.9	3,972.9	3,596.2
	State DOC Revolving-Transition Fund Ending Balance	3,519.5	3,063.2	2,983.6

Fund Number 2521 Election Training Fund

Link To Flow Chart

A.R.S. § 16-407

The Election Training Fund accounts for monies received by the Secretary of State as reimbursement for municipal election training costs.

		FY 2013	FY 2014	FY 2015
Sources				
Beginning Balance		2.2	2.8	3.4
Revenues	Department of State - Secretary of State	0.6	0.6	0.6
	Sources Total	2.8	3.4	4.0
Uses				
	Uses Total	0.0	0.0	0.0
	Election Training Fund Ending Balance	2.8	3.4	4.0

Fund Balances and Description Table for All Non-General Funds

Fund Number 2522 **Character Education Special Plate Fund**

Link To Flow Chart

A.R.S. § 15-719

Fund receives \$17 for each Character Education license plate and is used for character education programs in schools.

		FY 2013	FY 2014	FY 2015
Sources				
Beginning Balance		6.5	14.5	22.3
Revenues	Department of Education	41.7	42.8	42.8
Sources Total		48.2	57.3	65.1
Uses				
Non-Appropriated Expenditures	Department of Education	33.7	35.0	35.0
Uses Total		33.7	35.0	35.0
Character Education Special Plate Fund Ending Balance		14.5	22.3	30.1

Fund Number 2526 **Due Diligence Fund**

Link To Flow Chart

A.R.S. § 37-110

Monies in the fund allow the Land Department the ability to pay the upfront the costs of engineering and planning studies (due diligence studies) prior to the sale of state Trust land and the ability to receive refunds for the cost of these studies from the winning bidder.

		FY 2013	FY 2014	FY 2015
Sources				
Beginning Balance		30.3	30.3	(473.3)
Sources Total		30.3	30.3	(473.3)
Uses				
Operating Expenditures/Appropriations	State Land Department	0.0	500.0	500.0
Legislative Fund Transfers	State Land Department	0.0	3.6	0.0
Uses Total		0.0	503.6	500.0
Due Diligence Fund Ending Balance		30.3	(473.3)	(973.3)

Note: The Department will monitor expenditures in FY 2014 and 2015 to ensure positive ending balances.

Fund Balances and Description Table for All Non-General Funds

Fund Number 2530		Postsecondary Education Grant Program Fund		
<i>Link To Flow Chart</i>		A.R.S. § 15-1855		
Revenues to the fund consist of legislative appropriations and are used to administer the Postsecondary Education Grant Program and provide forgivable loans to eligible students attending private postsecondary institutions.				
		<u>FY 2013</u>	<u>FY 2014</u>	<u>FY 2015</u>
Sources				
Beginning Balance		1.8	1.8	1.8
Sources Total		1.8	1.8	1.8
Uses				
Uses Total		0.0	0.0	0.0
Postsecondary Education Grant Program Fund Ending Balance		1.8	1.8	1.8

Fund Number 2531		State Web Portal Fund		
<i>Link To Flow Chart</i>		A.R.S. § 41-3506		
Revenues for the fund are generated through the sale of motor vehicle records, largely to insurance companies for use in their underwriting duties. Monies in the fund may be used for web portal expenses and other information technology projects.				
		<u>FY 2013</u>	<u>FY 2014</u>	<u>FY 2015</u>
Sources				
Beginning Balance		318.5	0.0	(2,968.1)
Revenues	Arizona Department of Administration	5,304.6	5,304.6	8,400.0
Sources Total		5,623.1	5,304.6	5,431.9
Uses				
Operating Expenditures/Appropriations	Arizona Department of Administration	5,564.2	4,250.0	7,275.0
Administrative Adjustments	Arizona Department of Administration	58.9	22.7	0.0
Legislative Fund Transfers	Arizona Department of Administration	0.0	4,000.0	0.0
Uses Total		5,623.1	8,272.7	7,275.0
State Web Portal Fund Ending Balance		0.0	(2,968.1)	(1,843.1)

Note: The fund is appropriated beginning FY 2014 at \$4,250,000 but the actual expenditures are expected to be approximately \$1,305,000 due to the vendor (NIC) contract still in place for a partial year. This sources and uses reflects the appropriation not the estimated expenditures, thus the negative balance in FY 2014.

Fund Balances and Description Table for All Non-General Funds

Fund Number 2532 Hospital Loan Residency Fund

Link To Flow Chart

A.R.S. § 36-2921

This fund receives revenue from General Fund appropriations, and distributes those funds as loans to hospitals establishing new medical residency programs.

	FY 2013	FY 2014	FY 2015
Sources			
Beginning Balance	300.0	600.0	900.0
Revenues	300.0	300.0	0.0
Arizona Health Care Cost Containment System			
Sources Total	600.0	900.0	900.0
Uses			
Uses Total	0.0	0.0	0.0
Hospital Loan Residency Fund Ending Balance	600.0	900.0	900.0

Fund Number 2534 Arizona Scholarships for Pupils with Disabilities

Link To Flow Chart

A.R.S. § 15-891.04

Revenue received from legislative appropriations (A.R.S. § 15-891.04) is used to provide disabled pupils with scholarships to attend the public or non-public school of their choice. Expenditures are not displayed to avoid double counting of General Fund.

	FY 2013	FY 2014	FY 2015
Sources			
Beginning Balance	729.9	729.9	729.9
Sources Total	729.9	729.9	729.9
Uses			
Uses Total	0.0	0.0	0.0
Arizona Scholarships for Pupils with Disabilities Ending Balance	729.9	729.9	729.9

Fund Balances and Description Table for All Non-General Funds

Fund Number 2535 **Arizona Structured English Immersion Fund**

Link To Flow Chart

A.R.S. § 15-756.04

Revenue from legislative appropriations are used to provide English language instruction to English Language Learners.

		FY 2013	FY 2014	FY 2015
Sources				
Beginning Balance		10,604.8	8,069.8	0.9
Revenues	Department of Education	8,791.5	8,791.4	4,960.4
	Sources Total	19,396.3	16,861.2	4,961.3
Uses				
Non-Appropriated Expenditures	Department of Education	11,326.5	11,791.4	4,960.4
Legislative Fund Transfers	Department of Education	0.0	5,068.9	0.0
	Uses Total	11,326.5	16,860.3	4,960.4
Arizona Structured English Immersion Fund Ending Balance		8,069.8	0.9	0.9

Fund Number 2536 **Wildlife Habitat Restoration and Enhancement Fund**

Link To Flow Chart

A.R.S. § 17-471

Revenues consist of legislative appropriations and are used for specific wildlife habitat restoration and enhancement projects.

		FY 2013	FY 2014	FY 2015
Sources				
Beginning Balance		0.4	0.4	0.4
Revenues	Arizona Game & Fish Department	0.0	0.0	0.0
	Sources Total	0.4	0.4	0.4
Uses				
	Uses Total	0.0	0.0	0.0
Wildlife Habitat Restoration and Enhancement Fund Ending Balance		0.4	0.4	0.4

Fund Balances and Description Table for All Non-General Funds

Fund Number 2537 Condo and Planned Community Hearing Office Fund

Link To Flow Chart

A.R.S. § 41-2198.05

Sources of revenue include filing fees and civil penalties arising from disputes between owners and condominium or planned community associations over violations of regulatory statutes. The Fund is used to reimburse the office of Administrative Hearings for costs related to conducting hearings concerning disputes between owners and associations. Remaining monies in the fund may be used by the Department to offset the costs of administering cases between owners and condominium or planned community associations.

		FY 2013	FY 2014	FY 2015
Sources				
Beginning Balance		0.6	0.0	14.2
Revenues	Department of Fire, Building and Life Safety	14.2	14.2	14.2
Sources Total		14.8	14.2	28.4
Uses				
Non-Appropriated Expenditures	Department of Fire, Building and Life Safety	14.8	0.0	0.0
Uses Total		14.8	0.0	0.0
Condo and Planned Community Hearing Office Fund Ending Balance		0.0	14.2	28.4

Fund Number 2538 Colorado River Water Use Fee Clearing Fund

Link To Flow Chart

A.R.S. § 45-580

This fund consists of revenues from the Colorado River water use fee. This levy may be assessed and collected from each person who diverts and consumptively uses water from the mainstream of the Colorado River. Monies in this fund support the Lower Colorado River Multispecies Conservation Program.

		FY 2013	FY 2014	FY 2015
Sources				
Beginning Balance		0.0	0.0	0.0
Revenues	Department of Water Resources	7.6	7.6	7.6
Sources Total		7.6	7.6	7.6
Uses				
Non-Appropriated Expenditures	Department of Water Resources	7.6	7.6	7.6
Uses Total		7.6	7.6	7.6
Colorado River Water Use Fee Clearing Fund Ending Balance		0.0	0.0	0.0

Fund Balances and Description Table for All Non-General Funds

Fund Number 2539

Court of Appeals Collection Enhancement Fund

Link To Flow Chart

A.R.S. § 12-120.31C

Revenues are received from the collection of debt owed to the State and used for the enforcement of collections.

		<u>FY 2013</u>	<u>FY 2014</u>	<u>FY 2015</u>
Sources				
Beginning Balance		205.5	230.2	254.9
Revenues	Judiciary	24.7	24.7	24.7
Sources Total		230.2	254.9	279.6
Uses				
Uses Total		0.0	0.0	0.0
Court of Appeals Collection Enhancement Fund Ending Balance		230.2	254.9	279.6

Fund Number 2541

Smoke-Free Arizona Fund

Link To Flow Chart

A.R.S. § 36-601

Revenues derive from a 2 cent per pack tax on cigarettes used to enforce the provisions of Proposition 201 (Smoke Free Arizona Act) enacted in the 2006 General Election. The Smoke Free Arizona Act banned smoking in public places except retail tobacco stores, veteran and fraternal clubs, hotel rooms designated as smoking rooms and outdoor patios. Any revenues not used by the Department to enforce the smoking ban are deposited to the Tobacco Products Tax Fund to be used for education programs to reduce or eliminate tobacco use.

		<u>FY 2013</u>	<u>FY 2014</u>	<u>FY 2015</u>
Sources				
Beginning Balance		524.1	572.0	556.9
Revenues	Department of Health Services	2,963.0	2,900.0	2,900.0
Sources Total		3,487.1	3,472.0	3,456.9
Uses				
Non-Appropriated Expenditures	Department of Health Services	2,915.1	2,915.1	2,915.1
HR Prorata Rate Change	Department of Health Services	0.0	0.0	0.1
Retirement Adjustment	Department of Health Services	0.0	0.0	0.2
Uses Total		2,915.1	2,915.1	2,915.4
Smoke-Free Arizona Fund Ending Balance		572.0	556.9	541.5

Fund Balances and Description Table for All Non-General Funds

Fund Number 2542 Early Childhood Development and Health Fund

Link To Flow Chart

A.R.S. § 8-1181

This fund receives revenues generated from an \$0.80 tax levied each packet of 20 cigarettes. The fund is used for statewide program grants (10% of the fund) and regional programs (90% of the fund) that focus on improving early childhood health and education in Arizona.

		FY 2013	FY 2014	FY 2015
Sources				
Beginning Balance		442,452.2	429,592.4	376,735.0
Revenues	Arizona Early Childhood Development and Health Board	132,432.8	131,171.3	129,776.8
Sources Total		574,885.0	560,763.7	506,511.8
Uses				
Non-Appropriated Expenditures	Arizona Early Childhood Development and Health Board	145,292.6	184,028.7	181,005.1
HR Prorata Rate Change	Arizona Early Childhood Development and Health Board	0.0	0.0	2.6
Retirement Adjustment	Arizona Early Childhood Development and Health Board	0.0	0.0	5.8
Uses Total		145,292.6	184,028.7	181,013.5
Early Childhood Development and Health Fund Ending Balance		429,592.4	376,735.0	325,498.3

Fund Number 2544 Medical Marijuana Fund

Link To Flow Chart

A.R.S. § 36-2817

The fund receives application and renewal fees from medical marijuana dispensaries, civil penalties and private donations. The fund is used to regulate dispensation, prescription and use of medical marijuana, including an electronic registry of dispensary agents, patients and designated caregivers.

		FY 2013	FY 2014	FY 2015
Sources				
Beginning Balance		5,513.1	7,497.6	9,161.8
Revenues	Department of Health Services	5,647.7	7,387.5	7,387.5
Sources Total		11,160.8	14,885.1	16,549.3
Uses				
Non-Appropriated Expenditures	Department of Health Services	3,663.2	5,723.3	5,723.3
HR Prorata Rate Change	Department of Health Services	0.0	0.0	0.2
Retirement Adjustment	Department of Health Services	0.0	0.0	0.3
Uses Total		3,663.2	5,723.3	5,723.8
Medical Marijuana Fund Ending Balance		7,497.6	9,161.8	10,825.5

Fund Balances and Description Table for All Non-General Funds

Fund Number 2545

Regulated Substance Fund

Link To Flow Chart

A.R.S. § 28-2419

This fund receives transfers from the Underground Storage Tank Revolving Fund as that fund closes. The fund will receive revenue from a fee on underground storage tanks for monitoring underground storage tanks and cleaning up leaks from underground storage tanks.

		FY 2013	FY 2014	FY 2015
Sources				
Beginning Balance		0.0	41,910.6	41,257.3
Revenues	Department of Environmental Quality	50,663.5	9,672.2	(6,417.5)
	Sources Total	50,663.5	51,582.8	34,839.8
Uses				
Non-Appropriated Expenditures	Department of Environmental Quality	8,752.9	10,187.9	10,187.9
Legislative Fund Transfers	Department of Environmental Quality	0.0	137.6	0.0
HR Prorata Rate Change	Department of Environmental Quality	0.0	0.0	0.6
Retirement Adjustment	Department of Environmental Quality	0.0	0.0	0.5
	Uses Total	8,752.9	10,325.5	10,189.0
	Regulated Substance Fund Ending Balance	41,910.6	41,257.3	24,650.8

Fund Number 2546

Prescription Drug Rebate Fund

Link To Flow Chart

A.R.S. § 36-2930

The fund receives funds (recorded in the state accounting system not as revenues but as contra-expenses) from drug manufacturers, who are required by the federal health reform bill to pay rebates to the state for drugs dispensed to individuals enrolled in a Medicaid Managed Care Organization. The federal share of these rebates is refunded to the federal government and the state portion is used for the state medicaid match.

		FY 2013	FY 2014	FY 2015
Sources				
Beginning Balance		65,917.2	47,816.4	37,129.5
Revenues	Arizona Health Care Cost Containment System	12.1	34,091.2	0.0
	Sources Total	65,929.3	81,907.6	37,129.5
Uses				
Operating Expenditures/Appropriations	Arizona Health Care Cost Containment System	47,895.3	95,010.9	79,457.1
Administrative Adjustments	Arizona Health Care Cost Containment System	3,953.4	0.0	0.0
Non-Appropriated Expenditures	Arizona Health Care Cost Containment System	(33,735.8)	(50,232.8)	(80,597.4)
	Uses Total	18,113.0	44,778.1	(1,140.3)
	Prescription Drug Rebate Fund Ending Balance	47,816.4	37,129.5	38,269.8

Fund Balances and Description Table for All Non-General Funds

Fund Number 2547 **Arizona Commerce Authority Fund**

Link To Flow Chart

A.R.S. § 41-1506

Revenues consist primarily of withholding revenues and are used to fund the operations of the Arizona Commerce Authority.

		FY 2013	FY 2014	FY 2015
Sources				
Beginning Balance		247.0	472.6	472.4
Revenues	Commerce Authority	10,000.0	10,000.0	10,000.0
	Sources Total	10,247.0	10,472.6	10,472.4
Uses				
Non-Appropriated Expenditures	Commerce Authority	9,774.4	10,000.2	10,000.2
Retirement Adjustment	Commerce Authority	0.0	0.0	2.7
	Uses Total	9,774.4	10,000.2	10,002.9
Arizona Commerce Authority Fund Ending Balance		472.6	472.4	469.5

Fund Number 2548 **Arizona Competes Fund**

Link To Flow Chart

A.R.S. § 41-1545.01

Revenues consist of legislative appropriations and filing and registration fees for securities. Monies are used for economic development and business attraction.

		FY 2013	FY 2014	FY 2015
Sources				
Beginning Balance		25,823.5	46,006.2	59,055.4
Revenues	Corporation Commission	169.1	(169.1)	0.0
Revenues	Commerce Authority	26,905.2	26,905.3	26,905.3
	Sources Total	52,897.8	72,742.4	85,960.7
Uses				
Non-Appropriated Expenditures	Commerce Authority	6,891.6	13,687.0	13,687.0
	Uses Total	6,891.6	13,687.0	13,687.0
Arizona Competes Fund Ending Balance		46,006.2	59,055.4	72,273.7

Fund Balances and Description Table for All Non-General Funds

Fund Number 2551 DOC Building Renewal & Preventive Maintenance Fund

Link To Flow Chart

A.R.S. § 41-797

The source of revenue for this fund is from the following sources: Inmate Store Proceeds Fund annual transfer - \$500,000; DOC Special Service Fund annual transfer - \$500,000; Arizona Correctional Industries Fund - \$1,000,000; visitation background check fee; and a one percent inmate banking fee. Uses of the monies are for capital projects and preventive maintenance.

		FY 2013	FY 2014	FY 2015
Sources				
Beginning Balance		2,076.2	3,400.9	1,528.3
Revenues	Department of Corrections	5,466.0	13,466.2	5,466.2
	Sources Total	7,542.2	16,867.1	6,994.5
Uses				
Operating Expenditures/Appropriations	Capital Projects	0.0	0.0	5,000.0
Capital Expenditures/Appropriations	Department of Corrections	2,382.0	13,000.0	0.0
Administrative Adjustments	Department of Corrections	1,759.3	2,248.5	0.0
Expenditure/Reserve for Prior Appropriations	Department of Corrections	0.0	90.3	0.0
	Uses Total	4,141.3	15,338.8	5,000.0
	DOC Building Renewal & Preventive Maintenance Fund Ending Balance	3,400.9	1,528.3	1,994.5

Fund Balances and Description Table for All Non-General Funds

Fund Number 2552 Education Learning and Accountability

Link To Flow Chart

A.R.S. § 15-249.02

Revenue consists of legislative appropriations and fees collected from universities and community college districts and are used for the education learning and accountability system for public education.

		FY 2013	FY 2014	FY 2015
Sources				
Beginning Balance		2,499.9	1,971.7	0.0
Revenues	Department of Education	6,621.8	7,000.0	16,256.0
Sources Total		9,121.7	8,971.7	16,256.0
Uses				
Non-Appropriated Expenditures	Department of Education	6,751.8	8,971.7	8,971.7
Rent Management Adjustment	Department of Education	0.0	0.0	0.7
Transfer Due to Fund Balance Cap	Department of Education	398.2	0.0	0.0
Retirement Adjustment	Department of Education	0.0	0.0	0.2
Uses Total		7,150.0	8,971.7	8,972.6
Education Learning and Accountability Ending Balance		1,971.7	0.0	7,283.4

Fund Number 2554 Radiation Regulatory Fee Fund

Link To Flow Chart

A.R.S §30-658

This fund consists of revenues earned from licensing and registration fee increases, and is used for general operations of the agency.

		FY 2013	FY 2014	FY 2015
Sources				
Beginning Balance		47.1	25.2	5.6
Revenues	Radiation Regulatory Agency	553.7	560.0	575.0
Sources Total		600.8	585.2	580.6
Uses				
Operating Expenditures/Appropriations	Radiation Regulatory Agency	575.6	579.6	579.6
Retirement Adjustment	Radiation Regulatory Agency	0.0	0.0	0.2
Uses Total		575.6	579.6	579.8
Radiation Regulatory Fee Fund Ending Balance		25.2	5.6	0.8

Fund Balances and Description Table for All Non-General Funds

Fund Number 2555 **Seriously Mentally Ill Housing Trust Fund**

Link To Flow Chart

A.R.S. §41-3955.01

The fund consists of monies received pursuant to A.R.S. § 44-313 and is can only be used for housing projects for the seriously mentally ill.

		FY 2013	FY 2014	FY 2015
Sources				
Beginning Balance		2,012.3	3,456.9	4,901.5
Revenues	Department of Health Services	2,031.4	2,031.4	2,031.4
	Sources Total	4,043.7	5,488.3	6,932.9
Uses				
Non-Appropriated Expenditures	Department of Health Services	586.8	586.8	586.8
	Uses Total	586.8	586.8	586.8
	Seriously Mentally Ill Housing Trust Fund Ending Balance	3,456.9	4,901.5	6,346.1

Fund Number 2556 **Racing Regulation Fund**

Link To Flow Chart

A.R.S. § 5 - 113.01

The Racing Regulation Fund derives revenues from various racing industry sources, including regulatory wagering assessment, dark day assessment, license fees and pari-mutuel tax revenues.

		FY 2013	FY 2014	FY 2015
Sources				
Beginning Balance		589.8	1,111.8	1,155.8
Revenues	Arizona Department of Racing	3,087.2	2,960.3	2,895.9
	Sources Total	3,677.1	4,072.1	4,051.7
Uses				
Operating Expenditures/Appropriations	Arizona Department of Racing	2,565.3	2,895.9	2,895.9
Legislative Fund Transfers	Arizona Department of Racing	0.0	20.4	0.0
HR Prorata Rate Change	Arizona Department of Racing	0.0	0.0	0.4
Retirement Adjustment	Arizona Department of Racing	0.0	0.0	1.0
	Uses Total	2,565.3	2,916.3	2,897.3
	Racing Regulation Fund Ending Balance	1,111.8	1,155.8	1,154.4

Fund Balances and Description Table for All Non-General Funds

Fund Number 2557 Address Confidentiality Program Fund

Link To Flow Chart

A.R.S. § 41-169

Revenues in this fund come from a \$50 assessment which may be added to any penalty assessed to a person convicted of a sexual offense, stalking, or domestic violence. Funds are used to administer the Address Confidentiality Program.

		FY 2013	FY 2014	FY 2015
Sources				
Beginning Balance		12.3	72.2	132.1
Revenues	Department of State - Secretary of State	113.3	113.3	113.3
Sources Total		125.6	185.5	245.4
Uses				
Non-Appropriated Expenditures	Department of State - Secretary of State	53.4	53.4	53.4
Retirement Adjustment	Department of State - Secretary of State	0.0	0.0	(0.5)
Uses Total		53.4	53.4	52.9
Address Confidentiality Program Fund Ending Balance		72.2	132.1	192.5

Fund Number 2558 Unemployment Special Assessment Fund

Link To Flow Chart

Laws 2011, Chapter 218

The Unemployment Special Assessment Fund was authorized by the Legislature to pay back a loan taken from the U.S. Department of the Treasury to pay unemployment insurance benefits. The balance of the UI trust fund was not adequate to make necessary unemployment insurance payments in FY 2010; therefore, the federal government loaned the State \$243 million in FY 2010 to cover these payments.

		FY 2013	FY 2014	FY 2015
Sources				
Revenues	Department of Economic Security	41,730.3	6,606.8	335.3
Sources Total		41,730.3	6,606.8	335.3
Uses				
Non-Appropriated Expenditures	Department of Economic Security	41,730.3	6,606.8	335.3
Uses Total		41,730.3	6,606.8	335.3
Unemployment Special Assessment Fund Ending Balance		0.0	0.0	0.0

Fund Balances and Description Table for All Non-General Funds

Fund Number 2563 Institutional & Engineering Control Fund

Link To Flow Chart

A.R.S. § 49-159

Revenues in the fund are costs of restoring engineering controls that are recovered, monies paid into the fund, grants and legislative appropriations. The fund is used to cover costs for implementation of certain soil remediation standards; repair and restoration of Engineering Controls.

		FY 2013	FY 2014	FY 2015
Sources				
Beginning Balance		20.4	51.7	101.6
Revenues	Department of Environmental Quality	46.0	50.2	50.2
Sources Total		66.5	101.9	151.8
Uses				
Non-Appropriated Expenditures	Department of Environmental Quality	14.8	0.0	0.0
Legislative Fund Transfers	Department of Environmental Quality	0.0	0.3	0.0
Uses Total		14.8	0.3	0.0
Institutional & Engineering Control Fund Ending Balance		51.7	101.6	151.8

Fund Number 2564 Voluntary Remediation Fund

Link To Flow Chart

A.R.S. § 49-187

Revenues in the fund consist of fees collected as reimbursement of costs to the department for activities allowed; gifts, grants and legislative appropriations. Monies in the fund are used for the implementation of the Voluntary Remediation Program.

		FY 2013	FY 2014	FY 2015
Sources				
Beginning Balance		344.4	436.9	330.5
Revenues	Department of Environmental Quality	300.9	251.7	251.7
Sources Total		645.3	688.6	582.2
Uses				
Non-Appropriated Expenditures	Department of Environmental Quality	208.3	356.8	356.8
Legislative Fund Transfers	Department of Environmental Quality	0.0	1.3	0.0
Retirement Adjustment	Department of Environmental Quality	0.0	0.0	0.1
Uses Total		208.3	358.1	356.9
Voluntary Remediation Fund Ending Balance		436.9	330.5	225.3

Fund Balances and Description Table for All Non-General Funds

Fund Number 2565 **Federal Deposit Insurance Corp Trust Fund**

Link To Flow Chart

A.R.S. § 44-313

This fund receives interest from unclaimed deposits handled by the FDIC/RTC. The interest in the fund is distributed in the following percentages: 35% to the Housing Trust Fund and 65% to the general fund.

		<u>FY 2013</u>	<u>FY 2014</u>	<u>FY 2015</u>
Sources				
Beginning Balance		2.9	2.6	2.6
Revenues	Department of Revenue	(0.3)	0.0	0.0
	Sources Total	2.6	2.6	2.6
Uses				
	Uses Total	0.0	0.0	0.0
	Federal Deposit Insurance Corp Trust Fund Ending Balance	2.6	2.6	2.6

Fund Number 2566 **Automation Projects Fund**

Link To Flow Chart

A.R.S. § 41-714

The fund is used to implement, upgrade and maintain automation and information technology projects for any state agency. Monies in the fund are continuously appropriated.

		<u>FY 2013</u>	<u>FY 2014</u>	<u>FY 2015</u>
Sources				
Beginning Balance		0.0	5,289.8	8,426.8
Revenues	Arizona Department of Administration	27,844.1	69,875.0	80,898.7
Revenues	Arizona Health Care Cost Containment System	830.0	0.0	0.0
	Sources Total	28,674.1	75,164.8	89,325.5
Uses				
Operating Expenditures/Appropriations	Arizona Department of Administration	0.0	66,738.0	88,998.7
Non-Appropriated Expenditures	Arizona Department of Administration	16,608.7	0.0	0.0
Non-Appropriated Expenditures	Arizona Health Care Cost Containment System	775.6	0.0	0.0
Prior Committed or Obligated Expenditures	Arizona Department of Administration	6,000.0	0.0	0.0
HR Prorata Rate Change	Arizona Department of Administration	0.0	0.0	0.1
Retirement Adjustment	Arizona Department of Administration	0.0	0.0	1.7
	Uses Total	23,384.3	66,738.0	89,000.5
	Automation Projects Fund Ending Balance	5,289.8	8,426.8	325.0

Fund Balances and Description Table for All Non-General Funds

Fund Number 2567 Nursing Facility Provider Assessment Fund

Link To Flow Chart

A.R.S. § 36-2999.53

This non-appropriated fund receives revenue from a nursing facility provider tax. These funds are matched with federal funds and then used make supplemental payments back to the nursing facilities.

		FY 2013	FY 2014	FY 2015
Sources				
Beginning Balance		0.0	1,509.3	1,732.9
Revenues	Arizona Health Care Cost Containment System	22,364.3	51,791.1	52,407.4
	Sources Total	22,364.3	53,300.4	54,140.3
Uses				
Non-Appropriated Expenditures	Arizona Health Care Cost Containment System	20,855.0	51,567.5	52,404.9
	Uses Total	20,855.0	51,567.5	52,404.9
Nursing Facility Provider Assessment Fund Ending Balance		1,509.3	1,732.9	1,735.4

Fund Number 2568 New Charter Application Processing Fund

Link To Flow Chart

A.R.S. § 15-183.01

This fund receives revenue from applications fees assessed for the processing of new charter applications. Revenues are used for contracted services to review and evaluate new applications.

		FY 2013	FY 2014	FY 2015
Sources				
Revenues	State Board for Charter Schools	0.0	91.0	91.0
	Sources Total	0.0	91.0	91.0
Uses				
Non-Appropriated Expenditures	State Board for Charter Schools	0.0	91.0	91.0
	Uses Total	0.0	91.0	91.0
New Charter Application Processing Fund Ending Balance		0.0	0.0	0.0

Fund Balances and Description Table for All Non-General Funds

Fund Number 2569 State Poet Laureate Fund

Link To Flow Chart

A.R.S. § 41-988

The State Poet Laureate fund provides monies for the Poet Laureate stipend as well as covering expenses incurred in selecting the Poet Laureate. The fund receives revenues from private donations.

		FY 2013	FY 2014	FY 2015
Sources				
Beginning Balance		0.0	0.0	0.0
Revenues	Arizona Commission on the Arts	0.0	2.5	2.5
Sources Total		0.0	2.5	2.5
Uses				
Non-Appropriated Expenditures	Arizona Commission on the Arts	0.0	2.5	2.5
Uses Total		0.0	2.5	2.5
State Poet Laureate Fund Ending Balance		0.0	0.0	0.0

Fund Number 2570 Empowerment Scholarship Account Fund

Link To Flow Chart

A.R.S. § 15-2402

Revenues consist of monies retained by the Department for administration of Empowerment Scholarship Accounts. The Department may retain up to 5 percent of the base support level for each student with an empowerment scholarship account, of which the Department shall transfer 1 percent to the state treasurer for deposit in the State Treasurer Empowerment Scholarship Account Fund.

		FY 2013	FY 2014	FY 2015
Sources				
Beginning Balance		0.0	137.9	136.5
Revenues	State Treasurer	0.0	40.0	40.0
Revenues	Department of Education	200.0	200.0	200.0
Sources Total		200.0	377.9	376.5
Uses				
Operating Expenditures/Appropriations	State Treasurer	0.0	40.0	40.0
Operating Expenditures/Appropriations	Department of Education	62.1	200.0	200.0
Legislative Fund Transfers	Department of Education	0.0	1.4	0.0
Retirement Adjustment	Department of Education	0.0	0.0	0.1
Uses Total		62.1	241.4	240.1
Empowerment Scholarship Account Fund Ending Balance		137.9	136.5	136.4

Fund Balances and Description Table for All Non-General Funds

Fund Number 2583

Athletic Training Fund

Link To Flow Chart

A.R.S. § 32-4105

Fund revenues are from fees, fines and other revenues collected by the Board of Athletic Training, and are used to certify and regulate athletic trainers.

		<u>FY 2013</u>	<u>FY 2014</u>	<u>FY 2015</u>
Sources				
Beginning Balance		150.5	137.1	138.9
Revenues	State Board of Athletic Training	87.2	120.0	123.0
Sources Total		237.7	257.1	261.9
Uses				
Operating Expenditures/Appropriations	State Board of Athletic Training	100.6	118.2	118.2
Uses Total		100.6	118.2	118.2
Athletic Training Fund Ending Balance		137.1	138.9	143.7

Fund Number 2600

Payment Card Clearing Fund

Link To Flow Chart

A.R.S. § 35-142

Funding source is from various fees charged to the public for licensing and other activities. The fund is set up as a pass through of deposits coming in to the Treasurer's Office from fees paid by payment cards.

		<u>FY 2013</u>	<u>FY 2014</u>	<u>FY 2015</u>
Sources				
Beginning Balance		15.1	117.6	0.0
Revenues	Corporation Commission	102.5	(117.6)	0.0
Sources Total		117.6	0.0	0.0
Uses				
Uses Total		0.0	0.0	0.0
Payment Card Clearing Fund Ending Balance		117.6	0.0	0.0

Fund Balances and Description Table for All Non-General Funds

Fund Number 2600ADA Payment Card Clearing Fund

Link To Flow Chart

A.R.S. § 35-142

Funding source is from various fees charged to the public for licensing and other activities. The fund is set up as a pass through of deposits coming in to the Treasurer's Office from fees paid by payment cards.

	FY 2013	FY 2014	FY 2015
Sources			
Beginning Balance	8.3	26.3	6.3
Revenues	Arizona Department of Administration	18.0	(20.0)
	Sources Total	26.3	6.3
Uses			
	Uses Total	0.0	0.0
	Payment Card Clearing Fund Ending Balance	26.3	6.3

Fund Number 2600GSA Payment Card Clearing Fund

Link To Flow Chart

A.R.S. § 35-142

Funding source is from various fees charged to the public for licensing and other activities. The fund is set up as a pass through of deposits coming in to the Treasurer's Office from fees paid by payment cards.

	FY 2013	FY 2014	FY 2015
Sources			
Beginning Balance	0.8	0.8	0.8
	Sources Total	0.8	0.8
Uses			
	Uses Total	0.0	0.0
	Payment Card Clearing Fund Ending Balance	0.8	0.8

Fund Number 2600SBA Payment Card Clearing Fund

Link To Flow Chart

A.R.S. § 35-142

Funding source is from various fees charged to the public for licensing and other activities. The fund is set up as a pass through of deposits coming in to the Treasurer's Office from fees paid by payment cards.

	FY 2013	FY 2014	FY 2015
Sources			
Beginning Balance	10.9	10.9	10.9
	Sources Total	10.9	10.9
Uses			
	Uses Total	0.0	0.0
	Payment Card Clearing Fund Ending Balance	10.9	10.9

Fund Balances and Description Table for All Non-General Funds

Fund Number 2601 Credit Card Incentives and Rebate Clearing Fund

Link To Flow Chart

A.R.S. § 35-142E

This fund is from monies refunded back to state agencies for their usage of the US Bank Card. Refunds are less a 20% deduction for the federal government.

		FY 2013	FY 2014	FY 2015
Sources				
Beginning Balance		104.1	131.2	131.2
Revenues	Arizona Department of Administration	47.7	0.0	0.0
	Sources Total	151.8	131.2	131.2
Uses				
Non-Appropriated Expenditures	Arizona Department of Administration	20.6	0.0	0.0
	Uses Total	20.6	0.0	0.0
	Credit Card Incentives and Rebate Clearing Fund Ending Balance	131.2	131.2	131.2

Fund Number 2650 Statewide Special Plates Fund

Link To Flow Chart

A.R.S. § 35-131 H

This fund receives monies from the sale of special license plates. Revenues are used for the purposes detailed in the establishing statutes of each individual special license plate.

		FY 2013	FY 2014	FY 2015
Sources				
Beginning Balance		621.5	698.2	499.5
Revenues	Department of Transportation	1,311.8	1,422.2	1,472.4
Revenues	Department of Education	49.5	65.0	65.0
	Sources Total	1,982.8	2,185.4	2,036.9
Uses				
Non-Appropriated Expenditures	Department of Transportation	1,234.6	1,620.9	1,620.9
Non-Appropriated Expenditures	Department of Education	50.0	65.0	65.0
	Uses Total	1,284.6	1,685.9	1,685.9
	Statewide Special Plates Fund Ending Balance	698.2	499.5	351.0

Fund Balances and Description Table for All Non-General Funds

Fund Number 2657

Interagency Service Agreements

[Link To Flow Chart](#)

Monies in this fund are for legal services relating to interagency service agreements with state agencies and political subdivisions. Expenditures are for the costs associated with legal representation relating to interagency service agreements with state agencies and political subdivisions. Monies in the fund are subject to legislative appropriation and are exempt from the provisions of sections A.R.S. 35-190, relating to lapsing appropriations.

		FY 2013	FY 2014	FY 2015
Sources				
Beginning Balance		1,154.7	878.8	510.1
Revenues	Attorney General - Department of Law	12,369.4	13,156.7	15,770.7
Sources Total		13,524.1	14,035.5	16,280.8
Uses				
Operating Expenditures/Appropriations	Attorney General - Department of Law	12,617.1	13,525.4	13,525.4
Administrative Adjustments	Attorney General - Department of Law	28.2	0.0	0.0
Retirement Adjustment	Attorney General - Department of Law	0.0	0.0	4.9
Uses Total		12,645.3	13,525.4	13,530.3
Interagency Service Agreements Ending Balance		878.8	510.1	2,750.5

Fund Number 2900

Permanent AZ Historical Soc Revolving Fund

[Link To Flow Chart](#)

A.R.S. § 41-826

Revenue generated from the Papago Park Museum rental for events, admissions charges to all museums and gift store sales. Funds are used for Papago Park Museum operations, employee compensation and gift store operations.

		FY 2013	FY 2014	FY 2015
Sources				
Beginning Balance		184.6	185.1	201.9
Revenues	Arizona Historical Society	426.2	470.6	495.2
Sources Total		610.8	655.7	697.1
Uses				
Non-Appropriated Expenditures	Arizona Historical Society	425.7	453.8	437.5
Retirement Adjustment	Arizona Historical Society	0.0	0.0	0.1
Uses Total		425.7	453.8	437.6
Permanent AZ Historical Soc Revolving Fund Ending Balance		185.1	201.9	259.6

Fund Balances and Description Table for All Non-General Funds

Fund Number 2950

Stimulus Statewide Admin Fund

Link To Flow Chart

U. S. Office of Management and Budget Circular

Monies received from other state agencies eligible for federal recovery act awards are used for accounting and reporting as prescribed by federal requirements.

		<u>FY 2013</u>	<u>FY 2014</u>	<u>FY 2015</u>
Sources				
Beginning Balance		1,445.4	1,126.1	1,010.7
Revenues	Office of the Governor	32.0	34.4	0.0
Sources Total		1,477.4	1,160.5	1,010.7
Uses				
Non-Appropriated Expenditures	Arizona Department of Administration	198.1	113.0	113.0
Non-Appropriated Expenditures	Office of the Governor	153.2	34.4	0.0
Legislative Fund Transfers	Arizona Department of Administration	0.0	2.4	0.0
Uses Total		351.3	149.8	113.0
Stimulus Statewide Admin Fund Ending Balance		1,126.1	1,010.7	897.7

Fund Number 2999ADA

Federal Economic Recovery Fund

Link To Flow Chart

A.R.S. § 35-142

Funds received from the American Recovery and Reinvestment Act of 2009 (ARRA) are used in accordance with the guidelines established by the federal government.

		<u>FY 2013</u>	<u>FY 2014</u>	<u>FY 2015</u>
Sources				
Beginning Balance		233.3	462.4	308.7
Revenues	Arizona Department of Administration	4,123.6	2,051.1	507.4
Sources Total		4,356.9	2,513.5	816.1
Uses				
Non-Appropriated Expenditures	Arizona Department of Administration	3,894.5	2,204.8	508.7
Retirement Adjustment	Arizona Department of Administration	0.0	0.0	0.1
Uses Total		3,894.5	2,204.8	508.8
Federal Economic Recovery Fund Ending Balance		462.4	308.7	307.3

Note:

Fund Balances and Description Table for All Non-General Funds

Fund Number 2999AGA Federal Economic Recovery Fund

Link To Flow Chart

A.R.S. § 35-142

Funds received from the American Recovery and Reinvestment Act of 2009 (ARRA) are used in accordance with the guidelines established by the federal government.

		FY 2013	FY 2014	FY 2015
Sources				
Beginning Balance		0.0	0.0	0.0
Revenues	Attorney General - Department of Law	(220.5)	0.0	0.0
Sources Total		(220.5)	0.0	0.0
Uses				
Non-Appropriated Expenditures	Attorney General - Department of Law	(220.5)	0.0	0.0
Uses Total		(220.5)	0.0	0.0
Federal Economic Recovery Fund Ending Balance		0.0	0.0	0.0

Fund Number 2999CCA Federal Economic Recovery Fund

Link To Flow Chart

A.R.S. § 35-142

Funds received from the American Recovery and Reinvestment Act of 2009 (ARRA) are used in accordance with the guidelines established by the federal government.

		FY 2013	FY 2014	FY 2015
Sources				
Beginning Balance		24.7	12.2	0.0
Revenues	Corporation Commission	240.0	30.0	0.0
Sources Total		264.7	42.2	0.0
Uses				
Non-Appropriated Expenditures	Corporation Commission	252.5	42.2	0.0
Uses Total		252.5	42.2	0.0
Federal Economic Recovery Fund Ending Balance		12.2	0.0	0.0

Fund Balances and Description Table for All Non-General Funds

Fund Number 2999CDA Federal Economic Recovery Fund

Link To Flow Chart

A.R.S. § 35-142

This is a Federal grant from the U.S. Department of Health and Human Services for the purpose of increasing collaboration between regional councils and grantee partners in delivering early childhood health and development services in the State.

			<u>FY 2013</u>	<u>FY 2014</u>	<u>FY 2015</u>
Sources					
Beginning Balance			190.6	190.6	0.0
Revenues	Arizona Early Childhood Development and Health Board		436.4	711.6	0.0
		Sources Total	627.0	902.2	0.0
Uses					
Non-Appropriated Expenditures	Arizona Early Childhood Development and Health Board		436.4	902.2	0.0
		Uses Total	436.4	902.2	0.0
		Federal Economic Recovery Fund Ending Balance	190.6	0.0	0.0

Fund Number 2999EDA Federal Economic Recovery Fund

Link To Flow Chart

A.R.S. § 35-142

Funds received from the American Recovery and Reinvestment Act of 2009 (ARRA) are used in accordance with the guidelines established by the federal government.

			<u>FY 2013</u>	<u>FY 2014</u>	<u>FY 2015</u>
Sources					
Beginning Balance			84.4	6.3	0.0
Revenues	Department of Education		20,914.2	9,609.9	0.0
		Sources Total	20,998.6	9,616.2	0.0
Uses					
Non-Appropriated Expenditures	Department of Education		20,992.3	9,616.2	0.0
		Uses Total	20,992.3	9,616.2	0.0
		Federal Economic Recovery Fund Ending Balance	6.3	0.0	0.0

Fund Balances and Description Table for All Non-General Funds

Fund Number 2999FOA Federal Economic Recovery Fund

Link To Flow Chart

A.R.S. § 35-142

Funds received from the American Recovery and Reinvestment Act of 2009 (ARRA) are used in accordance with the guidelines established by the federal government.

		FY 2013	FY 2014	FY 2015
Sources				
Revenues	State Forester	350.7	0.0	0.0
Sources Total		350.7	0.0	0.0
Uses				
Non-Appropriated Expenditures	State Forester	350.7	0.0	0.0
Uses Total		350.7	0.0	0.0
Federal Economic Recovery Fund Ending Balance		0.0	0.0	0.0

Fund Number 2999GFA Federal Economic Recovery Fund

Link To Flow Chart

A.R.S. § 35-142

Funds received from the American Recovery and Reinvestment Act of 2009 (ARRA) are used in accordance with the guidelines established by the federal government.

		FY 2013	FY 2014	FY 2015
Sources				
Beginning Balance		51.5	2.3	1.6
Revenues	Arizona Game & Fish Department	264.0	0.0	0.0
Sources Total		315.5	2.3	1.6
Uses				
Non-Appropriated Expenditures	Arizona Game & Fish Department	313.2	0.7	0.7
Uses Total		313.2	0.7	0.7
Federal Economic Recovery Fund Ending Balance		2.3	1.6	0.9

Fund Balances and Description Table for All Non-General Funds

Fund Number 2999GSA Federal Economic Recovery Fund

Link To Flow Chart

A.R.S. § 35-142

The Federal Economic Recovery Fund (GSA) receives revenues from an Economic Recovery grant (ARRA). The fund is used for the National Geothermal Database system and 80% of the funds are passed through to other State agencies and/or Universities. Arizona Geological University is the main HUB of this information and manages this grant.

		FY 2013	FY 2014	FY 2015
Sources				
Beginning Balance		54.3	53.7	0.0
Revenues	Arizona Geological Survey	7,211.4	6,353.8	0.0
	Sources Total	7,265.7	6,407.5	0.0
Uses				
Non-Appropriated Expenditures	Arizona Geological Survey	7,212.0	6,407.5	0.0
	Uses Total	7,212.0	6,407.5	0.0
Federal Economic Recovery Fund Ending Balance		53.7	0.0	0.0

Fund Number 2999GVA Federal Economic Recovery Fund

Link To Flow Chart

A.R.S. § 35-142

Funds received from the American Recovery and Reinvestment Act of 2009 (ARRA) are used in accordance with the guidelines established by the federal government.

		FY 2013	FY 2014	FY 2015
Sources				
Beginning Balance		67.4	0.3	0.0
Revenues	Office of the Governor	19,323.4	4,828.9	0.0
	Sources Total	19,390.8	4,829.2	0.0
Uses				
Non-Appropriated Expenditures	Office of the Governor	19,390.5	4,829.2	0.0
	Uses Total	19,390.5	4,829.2	0.0
Federal Economic Recovery Fund Ending Balance		0.3	0.0	0.0

Fund Balances and Description Table for All Non-General Funds

Fund Number 2999HDA Federal Economic Recovery Fund

Link To Flow Chart

A.R.S. § 35-142

Funds received from the American Recovery and Reinvestment Act of 2009 (ARRA) are used in accordance with the guidelines established by the federal government.

			<u>FY 2013</u>	<u>FY 2014</u>	<u>FY 2015</u>
Sources					
Beginning Balance			0.0	118.1	118.1
Revenues	Arizona Department of Housing		854.3	0.0	0.0
	Sources Total		854.3	118.1	118.1
Uses					
Non-Appropriated Expenditures	Arizona Department of Housing		736.2	0.0	0.0
	Uses Total		736.2	0.0	0.0
	Federal Economic Recovery Fund Ending Balance		118.1	118.1	118.1

Fund Number 2999HSA Federal Economic Recovery Fund

Link To Flow Chart

A.R.S. § 35-142

Funds received from the American Recovery and Reinvestment Act of 2009 (ARRA) are used in accordance with the guidelines established by the federal government.

			<u>FY 2013</u>	<u>FY 2014</u>	<u>FY 2015</u>
Sources					
Beginning Balance			391.6	276.3	264.9
Revenues	Department of Health Services		1,267.8	189.9	0.0
	Sources Total		1,659.4	466.2	264.9
Uses					
Non-Appropriated Expenditures	Department of Health Services		1,383.1	201.3	201.3
	Uses Total		1,383.1	201.3	201.3
	Federal Economic Recovery Fund Ending Balance		276.3	264.9	63.6

Fund Balances and Description Table for All Non-General Funds

Fund Number 2999JCA Federal Economic Recovery Fund

Link To Flow Chart

A.R.S. § 35-142

Funds received from the American Recovery and Reinvestment Act of 2009 (ARRA) are used in accordance with the guidelines established by the federal government.

			<u>FY 2013</u>	<u>FY 2014</u>	<u>FY 2015</u>
Sources					
Beginning Balance			348.1	0.0	0.0
Revenues	Arizona Criminal Justice Commission		0.8	0.0	0.0
		Sources Total	348.9	0.0	0.0
Uses					
Non-Appropriated Expenditures	Arizona Criminal Justice Commission		348.9	0.0	0.0
		Uses Total	348.9	0.0	0.0
		Federal Economic Recovery Fund Ending Balance	0.0	0.0	0.0

Fund Number 2999LDA Federal Economic Recovery Fund

Link To Flow Chart

A.R.S. § 35-142

Funds received from the American Recovery and Reinvestment Act of 2009 (ARRA) are used in accordance with the guidelines established by the federal government.

			<u>FY 2013</u>	<u>FY 2014</u>	<u>FY 2015</u>
Sources					
Beginning Balance			0.0	0.0	0.0
Revenues	State Land Department		293.9	231.7	231.7
		Sources Total	293.9	231.7	231.7
Uses					
Non-Appropriated Expenditures	State Land Department		293.9	231.7	231.7
		Uses Total	293.9	231.7	231.7
		Federal Economic Recovery Fund Ending Balance	0.0	0.0	0.0

Note: The Department is still receiving ARRA monies from the National Telecommunications and Information Administration to fund a broadband project through the State Cartographer's office.

Fund Balances and Description Table for All Non-General Funds

Fund Number 2999PSA Federal Economic Recovery Fund

Link To Flow Chart

A.R.S. § 35-142

Funds received from the American Recovery and Reinvestment Act of 2009 (ARRA) are used in accordance with the guidelines established by the federal government.

			<u>FY 2013</u>	<u>FY 2014</u>	<u>FY 2015</u>
Sources					
Beginning Balance			0.0	12.0	12.0
Revenues	Department of Public Safety		132.1	0.0	0.0
	Sources Total		132.1	12.0	12.0
Uses					
Non-Appropriated Expenditures	Department of Public Safety		120.1	0.0	0.0
	Uses Total		120.1	0.0	0.0
	Federal Economic Recovery Fund Ending Balance		12.0	12.0	12.0

Fund Number 2999SFA Federal Economic Recovery Fund

Link To Flow Chart

A.R.S. § 35-142

Funds received from the American Recovery and Reinvestment Act of 2009 (ARRA) are used in accordance with the guidelines established by the federal government.

			<u>FY 2013</u>	<u>FY 2014</u>	<u>FY 2015</u>
Sources					
Beginning Balance			(8.8)	0.0	0.0
Revenues	School Facilities Board		110.2	0.0	0.0
	Sources Total		101.4	0.0	0.0
Uses					
Non-Appropriated Expenditures	School Facilities Board		101.4	0.0	0.0
	Uses Total		101.4	0.0	0.0
	Federal Economic Recovery Fund Ending Balance		0.0	0.0	0.0

Fund Balances and Description Table for All Non-General Funds

Fund Number 2999STA Federal Economic Recovery Fund

Link To Flow Chart

A.R.S. § 35-142

Funds received from the American Recovery and Reinvestment Act of 2009 (ARRA) are used in accordance with the guidelines established by the federal government.

			<u>FY 2013</u>	<u>FY 2014</u>	<u>FY 2015</u>
Sources					
Beginning Balance			0.0	0.0	0.0
Revenues	Department of State - Secretary of State		798.4	0.0	0.0
		Sources Total	798.4	0.0	0.0
Uses					
Non-Appropriated Expenditures	Department of State - Secretary of State		798.4	0.0	0.0
		Uses Total	798.4	0.0	0.0
		Federal Economic Recovery Fund Ending Balance	0.0	0.0	0.0

Fund Number 2999VSA Federal Economic Recovery Fund

Link To Flow Chart

A.R.S. § 35-142

Funds received from the American Recovery and Reinvestment Act of 2009 (ARRA) are used in accordance with the guidelines established by the federal government.

			<u>FY 2013</u>	<u>FY 2014</u>	<u>FY 2015</u>
Sources					
Beginning Balance			267.0	0.0	0.0
		Sources Total	267.0	0.0	0.0
Uses					
Non-Appropriated Expenditures	Department of Veterans' Services		267.0	0.0	0.0
		Uses Total	267.0	0.0	0.0
		Federal Economic Recovery Fund Ending Balance	0.0	0.0	0.0

Fund Balances and Description Table for All Non-General Funds

Fund Number 3000

Private Fund

[Link To Flow Chart](#)

A.R.S 36-1945

This fund consists of grants from private individuals and organizations to the Commission. Funds are used as specified in the grant agreement.

		<u>FY 2013</u>	<u>FY 2014</u>	<u>FY 2015</u>
Sources				
Beginning Balance		3.5	3.5	0.0
	Sources Total	3.5	3.5	0.0
Uses				
Non-Appropriated Expenditures	Commission for the Deaf and the Hard of Hearing	0.0	3.5	0.0
	Uses Total	0.0	3.5	0.0
	Private Fund Ending Balance	3.5	0.0	0.0

Fund Number 3005

Application Fees Fund

[Link To Flow Chart](#)

A.R.S. § 35-142

Revenues to the fund consist of tax credit processing fees equal to 1% of the tax credits being refunded and are used for administrative costs of the Authority's tax credit programs.

		<u>FY 2013</u>	<u>FY 2014</u>	<u>FY 2015</u>
Sources				
Beginning Balance		54.4	146.0	376.1
Revenues	Commerce Authority	320.5	465.0	465.0
	Sources Total	374.9	611.0	841.1
Uses				
Non-Appropriated Expenditures	Commerce Authority	228.9	234.9	234.9
Retirement Adjustment	Commerce Authority	0.0	0.0	0.1
	Uses Total	228.9	234.9	235.0
	Application Fees Fund Ending Balance	146.0	376.1	606.1

Fund Balances and Description Table for All Non-General Funds

Fund Number 3006 Specific Site Judgement Fund

Link To Flow Chart

A.R.S. § 49-104

Monies in the fund consist of various legal judgments and court settlement agreements. The fund is used to implement the directives established in these legal judgments and court settlement agreements.

		FY 2013	FY 2014	FY 2015
Sources				
Beginning Balance		797.6	736.2	399.2
Revenues	Department of Environmental Quality	0.6	0.5	0.5
Sources Total		798.2	736.7	399.7
Uses				
Non-Appropriated Expenditures	Department of Environmental Quality	62.0	337.5	337.5
Uses Total		62.0	337.5	337.5
Specific Site Judgement Fund Ending Balance		736.2	399.2	62.2

Fund Number 3008 Liquor License Special Collections Fund

Link To Flow Chart

A.R.S. § 4-209 (J)

Monies for the fund come from the surcharge fees paid through license renewal fees. The fees are used to fund auditors and investigators.

		FY 2013	FY 2014	FY 2015
Sources				
Beginning Balance		1,447.3	1,443.0	1,388.6
Revenues	Department of Liquor Licenses and Control	983.3	950.0	950.0
Sources Total		2,430.6	2,393.0	2,338.6
Uses				
Non-Appropriated Expenditures	Department of Liquor Licenses and Control	987.6	975.2	975.2
Legislative Fund Transfers	Department of Liquor Licenses and Control	0.0	29.2	0.0
HR Prorata Rate Change	Department of Liquor Licenses and Control	0.0	0.0	0.2
Retirement Adjustment	Department of Liquor Licenses and Control	0.0	0.0	23.2
Uses Total		987.6	1,004.4	998.6
Liquor License Special Collections Fund Ending Balance		1,443.0	1,388.6	1,340.0

Fund Balances and Description Table for All Non-General Funds

Fund Number 3010

DHS Donations Fund

[Link To Flow Chart](#)

A.R.S. § 36-132

Revenues include donations for various health-related purposes. The funds are used for specific DHS programs and purposes as designated by donors.

		<u>FY 2013</u>	<u>FY 2014</u>	<u>FY 2015</u>
Sources				
Beginning Balance		740.5	910.5	1,118.1
Revenues	Department of Health Services	389.4	389.0	389.0
	Sources Total	1,129.9	1,299.5	1,507.1
Uses				
Non-Appropriated Expenditures	Department of Health Services	219.4	181.4	181.4
	Uses Total	219.4	181.4	181.4
	DHS Donations Fund Ending Balance	910.5	1,118.1	1,325.7

Fund Number 3011

ADOT Breast Cervical Cancer Plate

[Link To Flow Chart](#)

A.R.S. § 28-2423

The fund was established to provide a separate accounting, by cost center, for various non-federal fee, grant or contribution supported programs. These include fees for services the State Agricultural Laboratory provides for various agencies, fees for phytosanitary certifications (certifying produce that is sent overseas), agreement with the California Department of Food and Agriculture for port of entry operations, state emergency funds received to conduct state-wide detection activities and pursuing eradication of the Glassy Winged Sharpshooter, agreements with the Arizona Department of Environmental Quality, and five percent of Beef Council surcharges.

		<u>FY 2013</u>	<u>FY 2014</u>	<u>FY 2015</u>
Sources				
Beginning Balance		418.5	295.6	221.8
Revenues	Department of Health Services	214.3	214.3	214.3
	Sources Total	632.8	509.9	436.1
Uses				
Non-Appropriated Expenditures	Department of Health Services	337.2	288.1	288.1
	Uses Total	337.2	288.1	288.1
	ADOT Breast Cervical Cancer Plate Ending Balance	295.6	221.8	148.0

Fund Balances and Description Table for All Non-General Funds

Fund Number 3011AHA Agriculture Designated/Donations Fund

Link To Flow Chart

A.R.S. § 35-142

The fund was established to provide a separate accounting, by cost center, for various non-federal fee, grant or contribution supported programs. These include fees for services the State Agricultural Laboratory provides for various agencies, fees for phytosanitary certifications (certifying produce that is sent overseas), agreement with the California Department of Food and Agriculture for port of entry operations, state emergency funds received to conduct state-wide detection activities and pursuing eradication of the Glassy Winged Sharpshooter, agreements with the Arizona Department of Environmental Quality, and 5% of Beef Council surcharges.

		FY 2013	FY 2014	FY 2015
Sources				
Beginning Balance		418.5	559.9	490.0
Revenues	Arizona Department of Agriculture	524.6	472.1	462.9
Sources Total		943.1	1,032.0	952.9
Uses				
Non-Appropriated Expenditures	Arizona Department of Agriculture	383.2	542.0	542.0
Rent Management Adjustment	Arizona Department of Agriculture	0.0	0.0	6.9
Retirement Adjustment	Arizona Department of Agriculture	0.0	0.0	0.1
Uses Total		383.2	542.0	549.0
Agriculture Designated/Donations Fund Ending Balance		559.9	490.0	403.9

Fund Number 3013 County Public Defender Training Fund

Link To Flow Chart

A.R.S. § 12-117

Revenue for the fund consists of \$2 of the \$20 Time Payment Fee. Funds are allocated to each county Public Defender Office exclusively for training.

		FY 2013	FY 2014	FY 2015
Sources				
Beginning Balance		29.1	29.1	19.2
Revenues	Judiciary	628.2	690.1	655.9
Sources Total		657.3	719.2	675.1
Uses				
Non-Appropriated Expenditures	Judiciary	603.2	675.0	675.0
Legislative Fund Transfers	Judiciary	25.0	25.0	0.0
Uses Total		628.2	700.0	675.0
County Public Defender Training Fund Ending Balance		29.1	19.2	0.1

Fund Balances and Description Table for All Non-General Funds

Fund Number 3014

Arizona Arts Trust Fund

Link To Flow Chart

A.R.S. § 41-983.01

Revenues come from a portion of the filing fee for each annual report filed with the Arizona Corporation Commission. Funds are used to award grants to organizations and individual artists with the purpose of advancing and fostering the arts in Arizona.

		<u>FY 2013</u>	<u>FY 2014</u>	<u>FY 2015</u>
Sources				
Beginning Balance		191.7	(3.6)	4.0
Revenues	Arizona Commission on the Arts	1,479.3	1,428.0	1,428.0
Sources Total		1,671.0	1,424.4	1,432.0
Uses				
Operating Expenditures/Appropriations	Corporation Commission	50.2	50.1	50.1
Non-Appropriated Expenditures	Arizona Commission on the Arts	1,624.3	1,369.9	1,369.9
Rent Management Adjustment	Arizona Commission on the Arts	0.0	0.0	2.7
Legislative Fund Transfers	Corporation Commission	0.0	0.4	0.0
Uses Total		1,674.5	1,420.4	1,422.7
Arizona Arts Trust Fund Ending Balance		(3.6)	4.0	9.3

Note: This fund is used by both the Arizona Commission for the Arts and by the Corporation Commission. There is a negative balance at the end of FY 2013 due to miscommunication by the Commission for the Arts. The General Accounting Office at the Arizona Department of Administration is currently working on a solution to ensure positive fund balances and that this miscommunication does not occur in the future.

Fund Balances and Description Table for All Non-General Funds

Fund Number 3015

Special Employee Health Fund

Link To Flow Chart

A.R.S. § 38-654

Revenues collected through health and dental insurance premiums are used to pay medical claims, dental insurance premiums, and the administrative and operating costs of the Benefits Office.

		<u>FY 2013</u>	<u>FY 2014</u>	<u>FY 2015</u>
Sources				
Beginning Balance		328,536.2	354,602.2	532,836.8
Revenues	Arizona Department of Administration	736,565.8	819,724.3	822,731.7
Sources Total		1,065,102.0	1,174,326.5	1,355,568.5
Uses				
Operating Expenditures/Appropriations	Arizona Department of Administration	9,056.6	5,259.2	5,259.2
Non-Appropriated Expenditures	Arizona Department of Administration	701,443.3	636,230.5	803,638.7
HR Prorata Rate Change	Arizona Department of Administration	0.0	0.0	0.4
Retirement Adjustment	Arizona Department of Administration	0.0	0.0	1.2
Uses Total		710,499.9	641,489.7	808,899.6
Special Employee Health Fund Ending Balance		354,602.2	532,836.8	546,668.9

Fund Number 3017

Environmental Lab License Revolving Fund

Link To Flow Chart

A.R.S. § 36-495

This fund provides for the costs associated with the licensure of Environmental Laboratories by the Department of Health Services. Revenues are provided by fees collected for environmental lab licensure, fees derived from department-sponsored workshops, and monies from gifts, grants and donations.

		<u>FY 2013</u>	<u>FY 2014</u>	<u>FY 2015</u>
Sources				
Beginning Balance		535.7	537.3	345.0
Revenues	Department of Health Services	734.6	734.6	734.6
Sources Total		1,270.3	1,271.9	1,079.6
Uses				
Operating Expenditures/Appropriations	Department of Health Services	745.8	926.9	926.9
Administrative Adjustments	Department of Health Services	(12.8)	0.0	0.0
HR Prorata Rate Change	Department of Health Services	0.0	0.0	0.1
Retirement Adjustment	Department of Health Services	0.0	0.0	0.2
Uses Total		733.0	926.9	927.2
Environmental Lab License Revolving Fund Ending Balance		537.3	345.0	152.4

Fund Balances and Description Table for All Non-General Funds

Fund Number 3023

Receivership Revolving Fund

Link To Flow Chart

A.R.S. § 6-135.01

Revenues include monies awarded and received as fees and costs in receiverships in which the superintendent was the receiver and monies received from the banking department revolving fund. Monies in the fund may be used to pay any costs incurred by the department arising out of the administration of a receivership in which the superintendent is the receiver.

		FY 2013	FY 2014	FY 2015
Sources				
Beginning Balance		372.0	37.6	1,569.4
Revenues	State Department of Financial Institutions	619.5	2,956.9	750.0
Transfer In	State Department of Financial Institutions	0.0	0.0	196.1
Sources Total		991.5	2,994.5	2,515.5
Uses				
Non-Appropriated Expenditures	State Department of Financial Institutions	953.9	1,425.1	129.1
Transfer Due to Fund Balance Cap	State Department of Financial Institutions	0.0	0.0	386.4
Uses Total		953.9	1,425.1	515.5
Receivership Revolving Fund Ending Balance		37.6	1,569.4	2,000.0

Fund Number 3024

Department of Juvenile Corrections Fund

Link To Flow Chart

A.R.S. § 42-2810

Revenues consist of donations by individuals and businesses, proceeds from vending machines, and fund-raising efforts. Revenues in the fund are used for additional supplies and department conferences, for purposes agreed upon by donors and the agency Director, or for special student activities.

		FY 2013	FY 2014	FY 2015
Sources				
Beginning Balance		114.9	113.8	120.3
Revenues	Department of Juvenile Corrections	84.0	84.0	84.0
Sources Total		198.9	197.8	204.3
Uses				
Non-Appropriated Expenditures	Department of Juvenile Corrections	85.1	77.5	77.5
Retirement Adjustment	Department of Juvenile Corrections	0.0	0.0	0.4
Uses Total		85.1	77.5	77.9
Department of Juvenile Corrections Fund Ending Balance		113.8	120.3	126.5

Fund Balances and Description Table for All Non-General Funds

Fund Number 3027

Student Tuition Recovery Fund

Link To Flow Chart

A.R.S. § 32-3072

Revenues are from school assessments of tuition of newly enrolled students up to a maximum of \$10 per assessed student. Regionally accredited private postsecondary institutions, such as the University of Phoenix, are exempt from assessments. The board levies an assessment only when the fund's balance falls below \$500,000. The fund is used to compensate students who suffer financial damages as a result of an institution ceasing operations.

		FY 2013	FY 2014	FY 2015
Sources				
Beginning Balance		550.2	486.0	636.5
Revenues	State Board for Private Postsecondary Education	8.0	8.0	8.0
Sources Total		558.2	494.0	644.5
Uses				
Non-Appropriated Expenditures	State Board for Private Postsecondary Education	72.2	(142.5)	103.1
Rent Management Adjustment	State Board for Private Postsecondary Education	0.0	0.0	0.5
Uses Total		72.2	(142.5)	103.6
Student Tuition Recovery Fund Ending Balance		486.0	636.5	540.9

Fund Number 3029

State Charitable, Penal and Reformatory Land Fund

Link To Flow Chart

A.R.S. § 37-575

Consists of 25% of land earnings and interest from the State Charitable, Penal and Reformatory Institutions Land Fund. The funds are used for the support of the state juvenile institutions and reformatories. Since this fund derives revenues from the interest on land sales, and the principal amount on this land can be paid off by the buyer at any time, revenues to this fund are inherently volatile and difficult to predict.

		FY 2013	FY 2014	FY 2015
Sources				
Beginning Balance		585.9	836.4	1,146.4
Revenues	Department of Juvenile Corrections	1,349.1	1,408.6	1,470.8
Sources Total		1,935.0	2,245.0	2,617.2
Uses				
Operating Expenditures/Appropriations	Department of Juvenile Corrections	1,098.6	1,098.6	1,098.6
Uses Total		1,098.6	1,098.6	1,098.6
State Charitable, Penal and Reformatory Land Fund Ending Balance		836.4	1,146.4	1,518.6

Fund Balances and Description Table for All Non-General Funds

Fund Number 3030

Geological Survey Fund

Link To Flow Chart

A.R.S. § 27-107

Revenues consist of fees from publications; gifts, bequests or legacies for use pursuant to the direction of the donor or in absence of express direction for the best interests of the state; and monies arising from grants, contracts, contributions, gratuities or reimbursements payable or distributable to Arizona from other governmental entities. The funds are used to investigate, describe, and interpret Arizona's geologic setting.

		FY 2013	FY 2014	FY 2015
Sources				
Beginning Balance		181.1	162.4	92.9
Revenues	Arizona Geological Survey	749.2	228.6	81.1
Sources Total		930.3	391.0	174.0
Uses				
Non-Appropriated Expenditures	Arizona Geological Survey	767.9	298.1	71.1
HR Prorata Rate Change	Arizona Geological Survey	0.0	0.0	0.3
Retirement Adjustment	Arizona Geological Survey	0.0	0.0	0.6
Uses Total		767.9	298.1	72.0
Geological Survey Fund Ending Balance		162.4	92.9	102.7

Fund Number 3031

Emergency Response Fund

Link To Flow Chart

A.R.S. § 26-343

Revenues consist of monies appropriated by the legislature and federal government, private and other monies. Funds are used to staff local emergency planning committees and to equip local fire departments, fire districts, and public safety agencies for the development of hazardous materials emergency response teams.

		FY 2013	FY 2014	FY 2015
Sources				
Beginning Balance		0.3	18.8	18.8
Revenues	Department of Emergency and Military Affairs	135.6	132.7	132.7
Sources Total		135.9	151.5	151.5
Uses				
Operating Expenditures/Appropriations	Department of Emergency and Military Affairs	117.1	132.7	132.7
Uses Total		117.1	132.7	132.7
Emergency Response Fund Ending Balance		18.8	18.8	18.8

Fund Balances and Description Table for All Non-General Funds

Fund Number 3034

Budget Stabilization Fund

Link To Flow Chart

A.R.S. § 35-144

Monies consist of appropriations from the state General Fund during healthy economic times and are used to offset General Fund shortfalls during slower economic times.

		<u>FY 2013</u>	<u>FY 2014</u>	<u>FY 2015</u>
Sources				
Beginning Balance		250,062.8	454,101.7	455,228.5
Revenues	State Treasurer	204,038.9	3,126.8	3,126.8
Transfer In	State Treasurer	0.0	0.0	50,000.0
Sources Total		454,101.7	457,228.5	508,355.3
Uses				
Operating Expenditures/Appropriations	State Parks Board	0.0	1,000.0	0.0
Operating Expenditures/Appropriations	Arizona Commission on the Arts	0.0	1,000.0	0.0
Uses Total		0.0	2,000.0	0.0
Budget Stabilization Fund Ending Balance		454,101.7	455,228.5	508,355.3

Fund Number 3035

E.R.E. / Benefits Administration Fund

Link To Flow Chart

A.R.S. § 35-142(E)

These funds are used to pay non-health insurance premiums and to administer state employee benefit plans. Revenues come from state employee and employer premium contributions for various types of insurance.

		<u>FY 2013</u>	<u>FY 2014</u>	<u>FY 2015</u>
Sources				
Beginning Balance		3,111.1	3,374.6	3,329.4
Revenues	Arizona Department of Administration	34,552.8	35,035.8	35,063.5
Sources Total		37,663.9	38,410.4	38,392.9
Uses				
Non-Appropriated Expenditures	Arizona Department of Administration	34,289.3	32,740.8	35,186.7
Prior Committed or Obligated Expenditures	Arizona Department of Administration	0.0	2,340.2	0.0
Uses Total		34,289.3	35,081.0	35,186.7
E.R.E. / Benefits Administration Fund Ending Balance		3,374.6	3,329.4	3,206.2

Fund Balances and Description Table for All Non-General Funds

Fund Number 3036

Child Fatality Review Fund

[Link To Flow Chart](#)

A.R.S. § 36-3504

Funds are used to staff the State Child Fatality Review Team and to train and support local child fatality review teams. Funds are provided by a \$1 surcharge on fees collected on all certified copies of death certificates, up to \$100,000. Any revenue collected in excess of \$100,000 is transferred from the fund to the Child Abuse Prevention Fund in the Department of Economic Security.

		FY 2013	FY 2014	FY 2015
Sources				
Beginning Balance		592.8	737.5	883.7
Revenues	Department of Health Services	240.9	241.0	241.0
Sources Total		833.7	978.5	1,124.7
Uses				
Operating Expenditures/Appropriations	Department of Health Services	94.5	94.8	94.8
Administrative Adjustments	Department of Health Services	1.7	0.0	0.0
Uses Total		96.2	94.8	94.8
Child Fatality Review Fund Ending Balance		737.5	883.7	1,029.9

Fund Number 3038

Oral Health Fund

[Link To Flow Chart](#)

A.R.S. § 36-138

Consists of monies received from Arizona Health Care Cost Containment System (AHCCCS) contracts for dental services, and used to provide dental services to Medicaid-eligible children identified by the DHS Oral Health program.

		FY 2013	FY 2014	FY 2015
Sources				
Beginning Balance		626.2	677.9	729.6
Revenues	Department of Health Services	252.7	252.7	252.7
Sources Total		878.9	930.6	982.3
Uses				
Non-Appropriated Expenditures	Department of Health Services	201.0	201.0	201.0
Uses Total		201.0	201.0	201.0
Oral Health Fund Ending Balance		677.9	729.6	781.3

Fund Balances and Description Table for All Non-General Funds

Fund Number 3039 Vital Records Electronic Systems Fund

Link To Flow Chart

A.R.S. § 36-341

The purpose of the fund is to develop a new vital records automated system. Funds are provided by 40% of the fees collected for searches, copies of records, applications to file delayed records, requests for supplementary birth certificates, following adoption, legitimation, paternity determination, surgical alterations, and chromosomal counts, or amendments to existing records.

		FY 2013	FY 2014	FY 2015
Sources				
Beginning Balance		670.0	976.1	349.2
Revenues	Department of Health Services	2,647.4	3,007.8	3,403.4
Sources Total		3,317.4	3,983.9	3,752.6
Uses				
Operating Expenditures/Appropriations	Department of Health Services	2,456.1	3,634.7	3,634.7
Administrative Adjustments	Department of Health Services	(114.8)	0.0	0.0
HR Prorata Rate Change	Department of Health Services	0.0	0.0	0.3
Retirement Adjustment	Department of Health Services	0.0	0.0	0.8
Uses Total		2,341.3	3,634.7	3,635.8
Vital Records Electronic Systems Fund Ending Balance		976.1	349.2	116.8

Fund Number 3041 Hearing and Speech Professionals Fund

Link To Flow Chart

A.R.S. § 36-1903

Fees and charges used to regulate hearing aid dispensers, audiologists & speech-language pathologists.

		FY 2013	FY 2014	FY 2015
Sources				
Beginning Balance		495.4	667.7	0.3
Revenues	Department of Health Services	486.2	0.0	0.0
Sources Total		981.6	667.7	0.3
Uses				
Operating Expenditures/Appropriations	Department of Health Services	318.2	0.0	0.0
Administrative Adjustments	Department of Health Services	(4.3)	0.0	0.0
Transfer Due to Fund Balance Cap	Department of Health Services	0.0	667.4	0.0
HR Prorata Rate Change	Department of Health Services	0.0	0.0	0.3
Uses Total		313.9	667.4	0.3
Hearing and Speech Professionals Fund Ending Balance		667.7	0.3	0.0

Fund Balances and Description Table for All Non-General Funds

Fund Number 3042 University Capital Improvement Lease-to-Own and Bond Fund

Link To Flow Chart

A.R.S. 15-1682.03

Revenues consist of monies provided to the Board of Regents, Lottery distributions, and monies appropriated by the Legislature and are used for to pay for lease-to-own bond agreements entered into by the Board for the purposes of building renewal projects and new facilities at Arizona's universities.

		FY 2013	FY 2014	FY 2015
Sources				
Beginning Balance		8,516.9	0.0	0.0
Revenues	Arizona Board of Regents	17,947.6	53,250.6	43,184.5
	Sources Total	26,464.5	53,250.6	43,184.5
Uses				
Non-Appropriated Expenditures	Arizona Board of Regents	26,464.5	53,250.6	43,184.5
	Uses Total	26,464.5	53,250.6	43,184.5
University Capital Improvement Lease-to-Own and Bond Fund Ending Balance		0.0	0.0	0.0

Fund Number 3090 Manufactured Housing Consumer Recovery Fund

Link To Flow Chart

A.R.S. § 41-2179

Sources of revenue include fees charged to dealers and brokers of manufactured homes, mobile homes, or factory-built buildings designed for residential use. Monies are used for education in connection with the manufactured housing industry and to make payments on damage claims filed by consumers of manufactured homes.

		FY 2013	FY 2014	FY 2015
Sources				
Beginning Balance		142.9	260.6	380.9
Revenues	Department of Fire, Building and Life Safety	117.7	120.3	120.3
	Sources Total	260.6	380.9	501.2
Uses				
	Uses Total	0.0	0.0	0.0
Manufactured Housing Consumer Recovery Fund Ending Balance		260.6	380.9	501.2

Fund Balances and Description Table for All Non-General Funds

Fund Number 3102

AG Trust Fund

Link To Flow Chart

A.R.S § 35-142

Revenues are from non-federal grant sources. Funds are expended for the specific purposes outlined in the grant application and subsequent award.

		FY 2013	FY 2014	FY 2015
Sources				
Beginning Balance		2.6	220.1	214.7
Revenues	Attorney General - Department of Law	564.4	946.9	946.9
Sources Total		567.0	1,167.0	1,161.6
Uses				
Non-Appropriated Expenditures	Attorney General - Department of Law	346.9	952.3	952.3
HR Prorata Rate Change	Attorney General - Department of Law	0.0	0.0	0.1
Retirement Adjustment	Attorney General - Department of Law	0.0	0.0	0.4
Uses Total		346.9	952.3	952.7
AG Trust Fund Ending Balance		220.1	214.7	208.9

Fund Number 3104

Receivership Liquidation Fund

Link To Flow Chart

A.R.S. § 20-648

Cash from the estates of insurers in receivership is used to pay the common administrative costs of the receiverships overseen by the Department.

		FY 2013	FY 2014	FY 2015
Sources				
Beginning Balance		198.9	147.5	89.5
Revenues	Department of Insurance	1.5	1.5	81.4
Sources Total		200.4	149.0	170.9
Uses				
Non-Appropriated Expenditures	Department of Insurance	52.9	59.5	59.5
Rent Management Adjustment	Department of Insurance	0.0	0.0	0.4
Uses Total		52.9	59.5	59.9
Receivership Liquidation Fund Ending Balance		147.5	89.5	111.0

Fund Balances and Description Table for All Non-General Funds

Fund Number 3110 Solid Waste Fee Fund

Link To Flow Chart

A.R.S. § 49-881

Revenues in the fund consists of legislative appropriations, donations, gifts, grants, waste tire administrative monies, solid waste landfill registration fees, solid waste fees, special waste management plan fees, special waste management fees, private consultants expedited plan review fees and self-certification filing fees. The Fund supports environmental programs designed to ensure compliance with solid waste management activities and protect public health and the environment.

		FY 2013	FY 2014	FY 2015
Sources				
Beginning Balance		342.7	726.3	532.3
Revenues	Department of Environmental Quality	1,109.0	1,057.5	1,057.5
Sources Total		1,451.7	1,783.8	1,589.8
Uses				
Operating Expenditures/Appropriations	Department of Environmental Quality	705.1	1,242.7	1,242.7
Administrative Adjustments	Department of Environmental Quality	20.3	0.0	0.0
Legislative Fund Transfers	Department of Environmental Quality	0.0	8.8	0.0
HR Prorata Rate Change	Department of Environmental Quality	0.0	0.0	0.1
Retirement Adjustment	Department of Environmental Quality	0.0	0.0	0.3
Uses Total		725.4	1,251.5	1,243.0
Solid Waste Fee Fund Ending Balance		726.3	532.3	346.8

Fund Number 3111 Game and Fish Trust Fund

Link To Flow Chart

A.R.S. § 17-231

Revenues are received from private donations, insurance settlements, charitable activities and local governments and are used for the Urban Fishing program.

		FY 2013	FY 2014	FY 2015
Sources				
Beginning Balance		5,897.3	6,118.8	5,860.7
Revenues	Arizona Game & Fish Department	2,423.9	2,442.0	2,544.0
Sources Total		8,321.2	8,560.8	8,404.7
Uses				
Non-Appropriated Expenditures	Arizona Game & Fish Department	2,202.4	2,700.1	2,700.1
Uses Total		2,202.4	2,700.1	2,700.1
Game and Fish Trust Fund Ending Balance		6,118.8	5,860.7	5,704.6

Fund Balances and Description Table for All Non-General Funds

Fund Number 3113

Highway User Revenue Fund

Link To Flow Chart

A.R.S. § 28-6533

Motor fuel taxes and revenues from gasoline and use taxes, motor carrier taxes, vehicle license tax, motor vehicle registration fees, and other fees are deposited in the Arizona Highway User Revenue Fund (HURF) and are then distributed to cities, towns, counties, and the State Highway Fund, which is used for construction, maintenance, and law enforcement of state highways.

		<u>FY 2013</u>	<u>FY 2014</u>	<u>FY 2015</u>
Sources				
Beginning Balance		83,206.1	103,467.3	86,522.9
Revenues	Department of Transportation	676,766.2	649,888.3	660,116.2
Revenues	Department of Public Safety	119,965.0	119,247.1	119,247.1
	Sources Total	879,937.3	872,602.7	865,886.2
Uses				
Operating Expenditures/Appropriations	Department of Transportation	644.9	651.5	651.5
Operating Expenditures/Appropriations	Department of Public Safety	119,101.3	119,247.1	119,247.1
Non-Appropriated Expenditures	Department of Transportation	656,723.8	665,313.0	665,313.0
Legislative Fund Transfers	Department of Transportation	0.0	4.5	0.0
Legislative Fund Transfers	Department of Public Safety	0.0	863.7	0.0
HR Prorata Rate Change	Department of Transportation	0.0	0.0	0.3
Retirement Adjustment	Department of Transportation	0.0	0.0	0.3
Retirement Adjustment	Department of Public Safety	0.0	0.0	7.9
	Uses Total	776,470.0	786,079.8	785,220.1
Highway User Revenue Fund Ending Balance		103,467.3	86,522.9	80,666.1

Fund Balances and Description Table for All Non-General Funds

Fund Number 3117

State Parks Donations Fund

[Link To Flow Chart](#)

A.R.S. § 41-511.11(A)

The State Parks Board is permitted to receive contributions to the State Parks Donations Fund. Prior gifts have included donations from local governments, private parties, and others interested in preserving specific natural areas.

		<u>FY 2013</u>	<u>FY 2014</u>	<u>FY 2015</u>
Sources				
Beginning Balance		391.5	375.9	403.9
Revenues	State Parks Board	95.4	78.0	78.0
Sources Total		486.9	453.9	481.9
Uses				
Non-Appropriated Expenditures	State Parks Board	111.0	50.0	50.0
Uses Total		111.0	50.0	50.0
State Parks Donations Fund Ending Balance		375.9	403.9	431.9

Fund Number 3119

Real Estate Recovery Fund

[Link To Flow Chart](#)

A.R.S. § 32-2186

Revenues include application fees for an original real estate or cemetery broker's license (\$20) and for an original real estate or cemetery salesperson's license (\$10). The fund is used for the benefit of any person aggrieved by any act, representation, transaction or conduct of a licensed real estate or cemetery broker or real estate or cemetery salesperson that violates law or rule.

		<u>FY 2013</u>	<u>FY 2014</u>	<u>FY 2015</u>
Sources				
Beginning Balance		222.6	530.5	688.7
Revenues	Department of Real Estate	397.1	373.2	406.8
Sources Total		619.7	903.7	1,095.5
Uses				
Non-Appropriated Expenditures	Department of Real Estate	89.2	215.0	215.0
Uses Total		89.2	215.0	215.0
Real Estate Recovery Fund Ending Balance		530.5	688.7	880.5

Fund Balances and Description Table for All Non-General Funds

Fund Number 3120 The Arizona State Hospital Fund

Link To Flow Chart

A.R.S. § 36-545

The AZ State Hospital Fund is the repository for Title XIX reimbursements, Restoration to Competency (RTC) revenues, disproportionate share hospital (DSH) payments (supplemental compensation to hospitals that serve a large or disproportionate number of low-income patients), receipts from hospital patients, and collections from Regional Behavioral Health Authorities. Funds are used for the treatment of patients at ASH or for community placement services.

		FY 2013	FY 2014	FY 2015
Sources				
Beginning Balance		3,192.3	1,457.4	(7,291.4)
Revenues	Department of Health Services	8,718.9	6,169.7	6,169.7
Sources Total		11,911.2	7,627.1	(1,121.7)
Uses				
Operating Expenditures/Appropriations	Department of Health Services	10,453.8	14,918.5	14,918.5
HR Prorata Rate Change	Department of Health Services	0.0	0.0	0.3
Retirement Adjustment	Department of Health Services	0.0	0.0	0.8
Uses Total		10,453.8	14,918.5	14,919.6
The Arizona State Hospital Fund Ending Balance		1,457.4	(7,291.4)	(16,041.3)

Note: Revenue is expected to be less than the appropriation in FY 2014 and FY 2015. Spending will be limited to the amount of revenue actually generated, if less than the amount appropriated.

Fund Number 3121 Family College Savings Program Trust Fund

Link To Flow Chart

A.R.S. § 15-1873

Revenues to the fund consist of fees collected from the college savings plan providers and are used to support the program's oversight committee, oversee the providers' contracts, participate in the College Savings Plan Network, and promote awareness of the college savings program.

		FY 2013	FY 2014	FY 2015
Sources				
Beginning Balance		159.0	174.4	211.6
Revenues	Commission for Postsecondary Education	454.4	454.4	454.4
Sources Total		613.3	628.8	666.0
Uses				
Non-Appropriated Expenditures	Commission for Postsecondary Education	438.9	417.2	417.2
Retirement Adjustment	Commission for Postsecondary Education	0.0	0.0	0.1
Uses Total		438.9	417.2	417.3
Family College Savings Program Trust Fund Ending Balance		174.4	211.6	248.7

Fund Balances and Description Table for All Non-General Funds

Fund Number 3123

DPS Anti-Racketeering Fund

[Link To Flow Chart](#)

A.R.S. § 41-1833

The source of monies is DPS seizure and Attorney General forfeiture, according to the Racketeering Influenced and Corrupt Organizations (RICO) laws. Monies are used for law enforcement programs related to racketeering.

		<u>FY 2013</u>	<u>FY 2014</u>	<u>FY 2015</u>
Sources				
Beginning Balance		8,866.0	10,360.2	10,043.9
Revenues	Department of Public Safety	5,688.5	5,395.0	5,395.0
	Sources Total	14,554.5	15,755.2	15,438.9
Uses				
Non-Appropriated Expenditures	Department of Public Safety	4,194.3	5,668.6	5,668.6
Legislative Fund Transfers	Department of Public Safety	0.0	42.7	0.0
Retirement Adjustment	Department of Public Safety	0.0	0.0	0.1
	Uses Total	4,194.3	5,711.3	5,668.7
	DPS Anti-Racketeering Fund Ending Balance	10,360.2	10,043.9	9,770.2

Fund Number 3128

DHS State Hospital Land Earnings Fund

[Link To Flow Chart](#)

A.R.S. § 37-525

Funds are for the benefit and support of the Arizona State Hospital. Revenue is generated from renting buildings and land at the 24th Street and Van Buren property.

		<u>FY 2013</u>	<u>FY 2014</u>	<u>FY 2015</u>
Sources				
Beginning Balance		877.9	1,187.4	962.4
Revenues	Department of Health Services	498.7	425.0	475.0
	Sources Total	1,376.6	1,612.4	1,437.4
Uses				
Operating Expenditures/Appropriations	Department of Health Services	186.9	650.0	650.0
Administrative Adjustments	Department of Health Services	2.3	0.0	0.0
	Uses Total	189.2	650.0	650.0
	DHS State Hospital Land Earnings Fund Ending Balance	1,187.4	962.4	787.4

Fund Balances and Description Table for All Non-General Funds

Fund Number 3129 **Pioneers' Home State Charitable Earnings Fund**

Link To Flow Chart

A.R.S. § 37-525

Expendable proceeds are earned from the Pioneers' Home's share of the State Charitable, Penal, and Reformatory Grant lands and are used to further the Home's mission of providing a home and long-term care to long-time Arizona residents.

		FY 2013	FY 2014	FY 2015
Sources				
Beginning Balance		2,758.5	2,413.2	2,542.5
Revenues	Arizona Pioneers' Home	2,706.5	2,706.5	2,706.5
	Sources Total	5,465.0	5,119.7	5,249.0
Uses				
Operating Expenditures/Appropriations	Arizona Pioneers' Home	3,051.8	2,577.2	2,577.2
HR Prorata Rate Change	Arizona Pioneers' Home	0.0	0.0	1.0
Retirement Adjustment	Arizona Pioneers' Home	0.0	0.0	0.8
	Uses Total	3,051.8	2,577.2	2,579.0
Pioneers' Home State Charitable Earnings Fund Ending Balance		2,413.2	2,542.5	2,670.0

Fund Number 3130 **Pioneers' Home Miners' Hospital Fund**

Link To Flow Chart

A.R.S. § 37-525

Revenues to this fund are from the proceeds of all lands granted to this state by the United States. The funds are used to support operations at the Arizona Pioneers' Home.

		FY 2013	FY 2014	FY 2015
Sources				
Beginning Balance		0.0	394.6	211.2
Revenues	Arizona Pioneers' Home	1,896.0	1,896.0	1,896.0
	Sources Total	1,896.0	2,290.6	2,107.2
Uses				
Operating Expenditures/Appropriations	Arizona Pioneers' Home	1,501.4	2,079.4	2,079.4
Retirement Adjustment	Arizona Pioneers' Home	0.0	0.0	0.7
	Uses Total	1,501.4	2,079.4	2,080.1
Pioneers' Home Miners' Hospital Fund Ending Balance		394.6	211.2	27.1

Fund Balances and Description Table for All Non-General Funds

Fund Number 3131 A and M College Land Earnings Fund

Link To Flow Chart

A.R.S. § 37-524

Monies derived from the lease, sale, or other disposition of lands granted to the state by federal government for the use and benefit of the universities. Funds are used to operate agricultural and mechanical colleges, to support university ROTC programs, to attract distinguished faculty and operate teacher training programs.

			FY 2013	FY 2014	FY 2015
Sources					
Beginning Balance			1.9	3.9	0.0
Revenues	Arizona Board of Regents		299.3	299.3	299.3
		Sources Total	301.2	303.2	299.3
Uses					
Non-Appropriated Expenditures	Arizona Board of Regents		297.3	303.2	299.3
		Uses Total	297.3	303.2	299.3
		A and M College Land Earnings Fund Ending Balance	3.9	0.0	0.0

Fund Number 3132 Military Institute Land Earnings Fund

Link To Flow Chart

A.R.S. § 37-525

Monies derived from the lease, sale, or other disposition of lands granted to the state by federal government for the use and benefit of the universities. Funds are used to operate agricultural and mechanical colleges, to support university ROTC programs, to attract distinguished faculty and operate teacher training programs.

			FY 2013	FY 2014	FY 2015
Sources					
Beginning Balance			0.0	0.0	0.0
Revenues	Arizona Board of Regents		61.2	61.2	61.2
		Sources Total	61.2	61.2	61.2
Uses					
Non-Appropriated Expenditures	Arizona Board of Regents		61.2	61.2	61.2
		Uses Total	61.2	61.2	61.2
		Military Institute Land Earnings Fund Ending Balance	0.0	0.0	0.0

Fund Balances and Description Table for All Non-General Funds

Fund Number 3134

Universities Land Fund

Link To Flow Chart

A.R.S. § 37-522

Revenue derived from sale of timber, mineral, gravel or other natural products or property from lands granted or given for university purposes. Funds used by state universities for general operations.

		<u>FY 2013</u>	<u>FY 2014</u>	<u>FY 2015</u>
Sources				
Beginning Balance		37.2	28.7	0.0
Revenues	Arizona Board of Regents	2,897.1	2,897.1	2,897.1
	Sources Total	2,934.3	2,925.8	2,897.1
Uses				
Non-Appropriated Expenditures	Arizona Board of Regents	2,905.6	2,925.8	2,897.1
	Uses Total	2,905.6	2,925.8	2,897.1
	Universities Land Fund Ending Balance	28.7	0.0	0.0

Fund Number 3136

Normal School Land Earnings Fund

Link To Flow Chart

A.R.S. § 37-523

Monies derived from the lease, sale, or other disposition of lands granted to the state by federal government for the use and benefit of the universities. Funds are used to operate agricultural and mechanical colleges, to support university ROTC programs, to attract distinguished faculty and operate teacher training programs.

		<u>FY 2013</u>	<u>FY 2014</u>	<u>FY 2015</u>
Sources				
Beginning Balance		4.5	21.3	0.0
Revenues	Arizona Board of Regents	266.1	266.1	266.1
	Sources Total	270.6	287.4	266.1
Uses				
Non-Appropriated Expenditures	Arizona Board of Regents	249.3	287.4	266.1
	Uses Total	249.3	287.4	266.1
	Normal School Land Earnings Fund Ending Balance	21.3	0.0	0.0

Fund Balances and Description Table for All Non-General Funds

Fund Number 3138 Public Institution Permanent School Earnings Fund

Link To Flow Chart

A.R.S. § 37-521

Revenues consist of rental income and interest earnings derived from the lease or sale of state trust lands. Funds are used to offset the General Fund obligation for state aid to K-12 schools, and debt service for qualified zone academy bonds issued by the School Facilities Board for the deficiencies corrections program.

		FY 2013	FY 2014	FY 2015
Sources				
Beginning Balance		6,932.9	6,933.0	6,933.0
Revenues	Department of Education	46,407.0	46,475.5	46,475.5
	Sources Total	53,339.9	53,408.5	53,408.5
Uses				
Operating Expenditures/Appropriations	Department of Education	46,406.9	46,475.5	46,475.5
	Uses Total	46,406.9	46,475.5	46,475.5
Public Institution Permanent School Earnings Fund Ending Balance		6,933.0	6,933.0	6,933.0

Fund Number 3140 Penitentiary Land Earnings Fund

Link To Flow Chart

A.R.S. § 37-525

Revenue is received from the expendable earnings of State Land Trust and is used for the support of the state prisons.

		FY 2013	FY 2014	FY 2015
Sources				
Beginning Balance		1,244.2	1,583.5	1,945.5
Revenues	Department of Corrections	1,318.6	1,341.2	1,341.2
	Sources Total	2,562.8	2,924.7	3,286.7
Uses				
Operating Expenditures/Appropriations	Department of Corrections	979.2	979.2	979.2
Operating Expenditures/Appropriations	Arizona Department of Administration	0.0	0.0	1,000.0
Administrative Adjustments	Department of Corrections	0.1	0.0	0.0
	Uses Total	979.3	979.2	1,979.2
Penitentiary Land Earnings Fund Ending Balance		1,583.5	1,945.5	1,307.5

Fund Balances and Description Table for All Non-General Funds

Fund Number 3141 **State Charitable, Penal & Reformatory Land Earnings Fund**

Link To Flow Chart

A.R.S. § 37-525

Twenty-five percent of the expendable earnings of the State Charitable, Penal, and Reformatory Institutions Land Fund is used for the operation of the State prisons.

		FY 2013	FY 2014	FY 2015
Sources				
Beginning Balance		1,616.4	2,803.9	2,505.1
Revenues	Department of Corrections	1,361.1	1,311.2	1,311.2
Sources Total		2,977.5	4,115.1	3,816.3
Uses				
Operating Expenditures/Appropriations	Department of Corrections	173.5	360.0	360.0
Operating Expenditures/Appropriations	Arizona Department of Administration	0.0	0.0	2,500.0
Administrative Adjustments	Department of Corrections	0.1	0.0	0.0
Legislative Fund Transfers	Department of Corrections	0.0	1,250.0	0.0
Uses Total		173.6	1,610.0	2,860.0
State Charitable, Penal & Reformatory Land Earnings Fund Ending Balance		2,803.9	2,505.1	956.3

Fund Number 3143 **AZ Pioneers' Home - Mine Fund**

Link To Flow Chart

A.R.S. § 41-926

This fund receives revenue from donations made directly to the Arizona Pioneers' Home. The monies from this fund are used to augment activities for the residents of the Arizona Pioneers' Home, and generally provide additional monies for purchase of needed equipment and furniture.

		FY 2013	FY 2014	FY 2015
Sources				
Beginning Balance		114.4	113.0	112.7
Revenues	Arizona Pioneers' Home	(0.9)	0.2	0.2
Sources Total		113.5	113.2	112.9
Uses				
Non-Appropriated Expenditures	Arizona Pioneers' Home	0.5	0.5	0.5
Uses Total		0.5	0.5	0.5
AZ Pioneers' Home - Mine Fund Ending Balance		113.0	112.7	112.4

Fund Balances and Description Table for All Non-General Funds

Fund Number 3144 **Pioneers' Home Cemetery Proceeds Fund**

Link To Flow Chart

A.R.S. § 41-926

This fund receives revenue from the sale of interment rights at the Arizona Pioneers' Home cemetery. Per Statute, this fund's proceeds may be used to maintain the Arizona Pioneers' Home cemetery, or be used for the Arizona Pioneers' Home.

			<u>FY 2013</u>	<u>FY 2014</u>	<u>FY 2015</u>
Sources					
Beginning Balance			114.4	128.4	153.2
Revenues	Arizona Pioneers' Home		31.0	42.5	45.0
		Sources Total	145.4	170.9	198.2
Uses					
Non-Appropriated Expenditures	Arizona Pioneers' Home		17.0	17.7	17.7
		Uses Total	17.0	17.7	17.7
		Pioneers' Home Cemetery Proceeds Fund Ending Balance	128.4	153.2	180.5

Fund Number 3145 **Economic Security Donations Fund**

Link To Flow Chart

A.R.S. § 36-571

The Economic Security Donations Fund consists of donations and other gifts. The Fund is used consistent with the intent of the donor.

			<u>FY 2013</u>	<u>FY 2014</u>	<u>FY 2015</u>
Sources					
Beginning Balance			1,826.9	1,825.6	1,825.0
Revenues	Department of Economic Security		3.8	4.0	4.0
		Sources Total	1,830.7	1,829.6	1,829.0
Uses					
Non-Appropriated Expenditures	Department of Economic Security		5.1	4.6	4.6
		Uses Total	5.1	4.6	4.6
		Economic Security Donations Fund Ending Balance	1,825.6	1,825.0	1,824.4

Fund Balances and Description Table for All Non-General Funds

Fund Number 3146

DD Client Investment

[Link To Flow Chart](#)

A.R.S. § 41-1954

The fund consists of DD client monies. Interest earnings in the fund are used to pay for bank service fees.

		<u>FY 2013</u>	<u>FY 2014</u>	<u>FY 2015</u>
Sources				
Beginning Balance		11,481.9	11,485.4	11,489.3
Revenues	Department of Economic Security	13.2	13.8	14.6
Sources Total		11,495.1	11,499.2	11,503.9
Uses				
Non-Appropriated Expenditures	Department of Economic Security	9.7	9.9	9.9
Uses Total		9.7	9.9	9.9
DD Client Investment Ending Balance		11,485.4	11,489.3	11,494.0

Fund Number 3146LDA

Trust Land Management Fund

[Link To Flow Chart](#)

A.R.S. § 37-527

Revenues are received from the application, sales administration, and other fees and are used for Department operations.

		<u>FY 2013</u>	<u>FY 2014</u>	<u>FY 2015</u>
Sources				
Beginning Balance		11,481.9	15,623.1	6,391.0
Revenues	State Land Department	5,593.9	2,947.0	4,639.0
Transfer In	State Land Department	0.0	15,019.8	0.0
Sources Total		17,075.8	33,589.9	11,030.0
Uses				
Operating Expenditures/Appropriations	State Land Department	1,451.2	3,174.5	5,057.2
Administrative Adjustments	State Land Department	1.5	0.0	0.0
Transfer to Other Non-General Fund	State Land Department	0.0	24,024.4	0.0
Uses Total		1,452.7	27,198.9	5,057.2
Trust Land Management Fund Ending Balance		15,623.1	6,391.0	5,972.8

Fund Balances and Description Table for All Non-General Funds

Fund Number 3147

Corrections Donations Fund

[Link To Flow Chart](#)

A.R.S. § 41-1605

Donations received from private parties are used as specified by the particular donor.

		<u>FY 2013</u>	<u>FY 2014</u>	<u>FY 2015</u>
Sources				
Beginning Balance		1.2	0.5	0.5
Revenues	Department of Corrections	9.6	0.0	0.0
Sources Total		10.8	0.5	0.5
Uses				
Non-Appropriated Expenditures	Department of Corrections	10.3	0.0	0.0
Uses Total		10.3	0.0	0.0
Corrections Donations Fund Ending Balance		0.5	0.5	0.5

Fund Number 3148

Trust Fund

[Link To Flow Chart](#)

A.R.S. § 15-1303

The fund includes trust interest earnings allocated by the Board of Directors of the Arizona School For the Deaf and the Blind for services offered at the schools that are not statutorily required and/or not available through federal or state appropriation. The corpus of the trust, funded through private bequests and managed by outside financial advisors, is approximately \$2 million.

		<u>FY 2013</u>	<u>FY 2014</u>	<u>FY 2015</u>
Sources				
Beginning Balance		30.0	1.8	0.0
Revenues	Arizona State Schools for the Deaf and the Blind	83.0	98.2	100.0
Sources Total		113.0	100.0	100.0
Uses				
Non-Appropriated Expenditures	Arizona State Schools for the Deaf and the Blind	111.2	100.0	100.0
Uses Total		111.2	100.0	100.0
Trust Fund Ending Balance		1.8	0.0	0.0

Fund Balances and Description Table for All Non-General Funds

Fund Number 3152 Economic Security Client Trust Fund

Link To Flow Chart

A.R.S. § 41-1954

The Department of Economic Security Client Trust Fund consists of benefits payable to a client in the Department's custody. Earnings in the Department of Economic Security Client Trust Fund are used to reimburse the cost of care of the client for whom the funds are collected.

		FY 2013	FY 2014	FY 2015
Sources				
Beginning Balance		2,507.4	3,242.4	3,207.1
Revenues	Department of Economic Security	1,617.6	1,515.0	1,515.0
	Sources Total	4,125.0	4,757.4	4,722.1
Uses				
Non-Appropriated Expenditures	Department of Economic Security	882.6	1,550.3	1,550.3
	Uses Total	882.6	1,550.3	1,550.3
	Economic Security Client Trust Fund Ending Balance	3,242.4	3,207.1	3,171.8

Fund Number 3153 ADOT-MVD Clearing Fund

Link To Flow Chart

A.R.S. § 35-142

This fund is used as a holding account for the daily deposits of all MVD generated revenues (except those dealing with fuel suppliers) pending the identification of the revenue source and ultimate distribution to the Highway User Revenue Fund (HURF) as prescribed by statute.

		FY 2013	FY 2014	FY 2015
Sources				
Beginning Balance		35,949.4	42,044.5	36,644.5
Revenues	Department of Transportation	6,095.1	(5,400.0)	(5,400.0)
	Sources Total	42,044.5	36,644.5	31,244.5
Uses				
	Uses Total	0.0	0.0	0.0
	ADOT-MVD Clearing Fund Ending Balance	42,044.5	36,644.5	31,244.5

Fund Balances and Description Table for All Non-General Funds

Fund Number 3155 Residential Contractors' Recovery Fund

Link To Flow Chart

A.R.S. § 32-1132

The Residential Contractors' Recovery Fund is comprised of an assessment paid by residential contractors of not more than \$600 per biennial license period. The Fund is used to compensate consumers injured by an act, a representation, a transaction, or the conduct of a licensed residential contractor. Statute limits the fund's annual operating expenses to 10% of the fund. Reparation awarded to a consumer for damages cannot exceed \$30,000. The liability of the fund shall not exceed \$200,000 for any one residential contractor's license.

		FY 2013	FY 2014	FY 2015
Sources				
Beginning Balance		143.6	225.8	1,712.8
Revenues	Registrar of Contractors	4,490.1	7,115.5	4,415.5
	Sources Total	4,633.7	7,341.3	6,128.3
Uses				
Non-Appropriated Expenditures	Registrar of Contractors	4,407.9	5,628.5	5,628.5
Rent Management Adjustment	Registrar of Contractors	0.0	0.0	5.0
HR Prorata Rate Change	Registrar of Contractors	0.0	0.0	0.1
Retirement Adjustment	Registrar of Contractors	0.0	0.0	0.2
	Uses Total	4,407.9	5,628.5	5,633.8
	Residential Contractors' Recovery Fund Ending Balance	225.8	1,712.8	494.6

Fund Number 3166 Local Government Investment Pool

Link To Flow Chart

A.R.S. § 35-326

The State Treasurer establishes investment pools and associated investment pool funds for the purposes of investing and accounting for local government monies invested with the Treasurer.

		FY 2013	FY 2014	FY 2015
Sources				
Beginning Balance		3,057,679.9	3,057,679.9	3,057,679.9
	Sources Total	3,057,679.9	3,057,679.9	3,057,679.9
Uses				
	Uses Total	0.0	0.0	0.0
	Local Government Investment Pool Ending Balance	3,057,679.9	3,057,679.9	3,057,679.9

Fund Balances and Description Table for All Non-General Funds

Fund Number 3168

LGIP Investment Held for Trustee Fund

[Link To Flow Chart](#)

A.R.S. § 35-142(E)

Fund represents local government investment pool money managed by the Treasurer's Office.

		FY 2013	FY 2014	FY 2015
Sources				
Beginning Balance		44,965.3	44,965.3	44,965.3
	Sources Total	44,965.3	44,965.3	44,965.3
Uses				
	Uses Total	0.0	0.0	0.0
	LGIP Investment Held for Trustee Fund Ending Balance	44,965.3	44,965.3	44,965.3

Fund Number 3171

Oil Overcharge Fund

[Link To Flow Chart](#)

A.R.S. § 41-1509

Revenues consists of monies received by the State as a result of oil overcharge settlements. Monies are used for energy-related loans and grants and on projects designed to promote energy development and conservation.

		FY 2013	FY 2014	FY 2015
Sources				
Beginning Balance		1,969.0	1,521.5	1,069.5
Revenues	Office of the Governor	22.1	15.0	15.0
	Sources Total	1,991.1	1,536.5	1,084.5
Uses				
Non-Appropriated Expenditures	Office of the Governor	469.6	467.0	467.0
Retirement Adjustment	Office of the Governor	0.0	0.0	(0.4)
	Uses Total	469.6	467.0	466.6
	Oil Overcharge Fund Ending Balance	1,521.5	1,069.5	617.9

Fund Number 3175

Judges Retirement Fund

[Link To Flow Chart](#)

A.R.S. §38-804

The fund shall be used for payment of benefits to retired members or their beneficiaries.

		FY 2013	FY 2014	FY 2015
Sources				
Beginning Balance		14.2	14.2	14.2
	Sources Total	14.2	14.2	14.2
Uses				
	Uses Total	0.0	0.0	0.0
	Judges Retirement Fund Ending Balance	14.2	14.2	14.2

Fund Balances and Description Table for All Non-General Funds

Fund Number 3179

Lottery - Prize Fund

[Link To Flow Chart](#)

A.R.S. § 5-573

Revenues consist of not less than 50% of proceeds from the sale of Lottery game products. Funds are used to pay winning game prizes. In addition, the Court Appointed Special Advocate (CASA) Fund receives 30% of unclaimed prize monies after the 180-day prize redemption period expires. Any remaining monies in the fund are used to supplement future game prizes.

		FY 2013	FY 2014	FY 2015
Sources				
Beginning Balance		14,380.4	19,190.8	23,300.3
Revenues	Arizona State Lottery Commission	429,187.6	450,474.2	450,474.2
	Sources Total	443,568.0	469,665.0	473,774.5
Uses				
Non-Appropriated Expenditures	Arizona State Lottery Commission	424,377.2	446,364.7	460,967.2
	Uses Total	424,377.2	446,364.7	460,967.2
	Lottery - Prize Fund Ending Balance	19,190.8	23,300.3	12,807.3

Fund Number 3180AGA

Court Ordered Trust Fund

[Link To Flow Chart](#)

A.R.S. § 35-142E

Fund revenues are settlement and court-ordered restitution monies and are disbursed according to the settlement agreements.

		FY 2013	FY 2014	FY 2015
Sources				
Beginning Balance		113,035.9	119,547.6	50,768.3
Revenues	Attorney General - Department of Law	7,738.7	1,500.0	1,500.0
	Sources Total	120,774.6	121,047.6	52,268.3
Uses				
Expenditure/Reserve for Prior Appropriations	Attorney General - Department of Law	0.0	15,522.4	0.0
Non-Appropriated Expenditures	Attorney General - Department of Law	1,227.0	4,756.9	4,756.9
Legislative Fund Transfers	Attorney General - Department of Law	0.0	50,000.0	0.0
	Uses Total	1,227.0	70,279.3	4,756.9
	Court Ordered Trust Fund Ending Balance	119,547.6	50,768.3	47,511.4

Fund Balances and Description Table for All Non-General Funds

Fund Number 3180CCA Court Ordered Trust Fund

Link To Flow Chart

A.R.S. § 35-142(E)

Restitution funds are received from respondents following an order of restitution pertaining to securities law violations. Funds are invested with the State Treasurer in an interest bearing account and distributed periodically to known investor claimants proportionate to their investment amounts.

	FY 2013	FY 2014	FY 2015
Sources			
Beginning Balance	456.3	707.8	707.8
Revenues	Corporation Commission 251.5	0.0	0.0
Sources Total	707.8	707.8	707.8
Uses			
Uses Total	0.0	0.0	0.0
Court Ordered Trust Fund Ending Balance	707.8	707.8	707.8

Fund Number 3187 DOC Special Services Fund

Link To Flow Chart

A.R.S. § 41-1604.03

Monies are received from inmate usage fees on telephones and other services and are used to provide those services to inmates.

	FY 2013	FY 2014	FY 2015
Sources			
Beginning Balance	4,063.9	6,293.2	5,816.5
Revenues	Department of Corrections 4,624.1	4,535.0	4,535.0
Sources Total	8,688.0	10,828.2	10,351.5
Uses			
Operating Expenditures/Appropriations	Arizona Department of Administration 0.0	0.0	1,000.0
Non-Appropriated Expenditures	Department of Corrections 2,394.8	4,980.0	4,980.0
Legislative Fund Transfers	Department of Corrections 0.0	31.7	0.0
Uses Total	2,394.8	5,011.7	5,980.0
DOC Special Services Fund Ending Balance	6,293.2	5,816.5	4,371.5

Fund Balances and Description Table for All Non-General Funds

Fund Number 3189

Commerce Donations Fund

[Link To Flow Chart](#)

A.R.S. § 35-142(E)

Revenues consist of donations received from private sector and interest earned on those revenues. Funds are expended in accordance with the restrictions placed on the respective gift, grant, or donation.

		<u>FY 2013</u>	<u>FY 2014</u>	<u>FY 2015</u>
Sources				
Beginning Balance		0.0	50.0	50.0
Revenues	Commerce Authority	188.7	0.0	0.0
Sources Total		188.7	50.0	50.0
Uses				
Non-Appropriated Expenditures	Commerce Authority	138.7	0.0	0.0
Uses Total		138.7	0.0	0.0
Commerce Donations Fund Ending Balance		50.0	50.0	50.0

Fund Number 3193

Revenue From State or Local Agency Fund

[Link To Flow Chart](#)

A.R.S. § 35-142

Dollars received through the collection efforts of the Department's Office of Accounts Receivable and Collections and dollars without sufficient identifying documentation may be temporarily deposited in this fund. When the benefiting program is identified, funds are transferred out of the fund into the benefiting program's fund. Funds are utilized by the benefiting DES programs per state and federal requirements.

		<u>FY 2013</u>	<u>FY 2014</u>	<u>FY 2015</u>
Sources				
Beginning Balance		2,889.5	2,993.3	2,893.3
Revenues	Department of Economic Security	805.7	600.0	600.0
Sources Total		3,695.2	3,593.3	3,493.3
Uses				
Non-Appropriated Expenditures	Department of Economic Security	701.9	700.0	700.0
Uses Total		701.9	700.0	700.0
Revenue From State or Local Agency Fund Ending Balance		2,993.3	2,893.3	2,793.3

Fund Balances and Description Table for All Non-General Funds

Fund Number 3200 Retiree Accumulated Sick Leave Fund

Link To Flow Chart

A.R.S. § 38-616

Revenues to this fund come from a 0.4% pro rata charge on the payroll of all states agencies. The fund is used for the payout of benefits for the Retiree Accumulated Sick Leave Program.

		FY 2013	FY 2014	FY 2015
Sources				
Beginning Balance		3,157.8	2,040.0	788.7
Revenues	Arizona Department of Administration	12,537.9	12,500.0	12,500.0
	Sources Total	15,695.7	14,540.0	13,288.7
Uses				
Non-Appropriated Expenditures	Arizona Department of Administration	13,655.7	13,751.3	13,751.3
Retirement Adjustment	Arizona Department of Administration	0.0	0.0	7.7
	Uses Total	13,655.7	13,751.3	13,759.0
	Retiree Accumulated Sick Leave Fund Ending Balance	2,040.0	788.7	(470.2)

Note: The projected negative balance for FY15 is due to a higher volume of retirees utilizing the RASL program as a result of the aging workforce, university early retirement incentives, etc. The contribution rate will be addressed with JLBC.

Fund Number 3201 Riparian Trust Fund

Link To Flow Chart

A.R.S. § 37-1156

This fund supports the acquisition of wetland areas in the state. It is underwritten by sales of streambed land and resources, donations, and applicable legal damages.

		FY 2013	FY 2014	FY 2015
Sources				
Beginning Balance		6.6	6.6	6.6
	Sources Total	6.6	6.6	6.6
Uses				
	Uses Total	0.0	0.0	0.0
	Riparian Trust Fund Ending Balance	6.6	6.6	6.6

Fund Balances and Description Table for All Non-General Funds

Fund Number 3206 **Governor's Endowment Partnership Fund**

Link To Flow Chart

A.R.S. § 41-1105

Revenues from donations are used to promote the interests of the state and encourage public service to Arizona by its citizens.

		FY 2013	FY 2014	FY 2015
Sources				
Beginning Balance		1,652.2	901.7	0.2
Revenues	Office of the Governor	661.1	445.9	772.7
	Sources Total	2,313.3	1,347.6	772.9
Uses				
Non-Appropriated Expenditures	Office of the Governor	1,411.6	1,347.4	767.7
Retirement Adjustment	Office of the Governor	0.0	0.0	(0.2)
	Uses Total	1,411.6	1,347.4	767.5
Governor's Endowment Partnership Fund Ending Balance		901.7	0.2	5.4

Fund Number 3207 **Special Olympics Fund**

Link To Flow Chart

A.R.S. § 41-173

Individuals may make a donation or designate a portion of their refund as a voluntary contribution to the Special Olympics Tax Refund Fund. The Special Olympics Tax Refund Fund must be used to contract with Special Olympics Arizona for delivery of those services essential to Special Olympics programs for individuals with developmental disabilities.

		FY 2013	FY 2014	FY 2015
Sources				
Beginning Balance		35.9	70.1	40.5
Revenues	Department of Economic Security	63.9	63.9	63.9
	Sources Total	99.8	134.0	104.4
Uses				
Non-Appropriated Expenditures	Department of Economic Security	29.7	93.5	93.5
	Uses Total	29.7	93.5	93.5
Special Olympics Fund Ending Balance		70.1	40.5	10.9

Fund Balances and Description Table for All Non-General Funds

Fund Number 3215

Victims Rights Fund

Link To Flow Chart

A.R.S. § 41-191

Revenues are from court penalty assessments that are deposited into the Criminal Justice Enhancement Fund. Of the monies deposited in the Criminal Justice Enhancement Fund 7.68% is transferred by the Treasurer into the Victims' Rights Fund. Additional revenues are derived from a \$15 assessment of parents of juveniles adjudicated delinquent for offenses involving a victim and legislative appropriations. Each fiscal year the Attorney General may spend 12% of the total victims' rights fund appropriation and General Fund deposits to administer the victim's rights program. The remaining 88% is distributed by the Attorney General to state and local entities with a demonstrated need.

		<u>FY 2013</u>	<u>FY 2014</u>	<u>FY 2015</u>
Sources				
Beginning Balance		4,358.0	4,460.1	3,910.5
Revenues	Attorney General - Department of Law	3,328.0	3,471.5	3,471.5
Sources Total		7,686.0	7,931.6	7,382.0
Uses				
Operating Expenditures/Appropriations	Attorney General - Department of Law	3,224.7	3,997.8	3,997.8
Administrative Adjustments	Attorney General - Department of Law	1.2	0.0	0.0
Rent Management Adjustment	Attorney General - Department of Law	0.0	0.0	3.7
Legislative Fund Transfers	Attorney General - Department of Law	0.0	23.3	0.0
HR Prorata Rate Change	Attorney General - Department of Law	0.0	0.0	0.1
Retirement Adjustment	Attorney General - Department of Law	0.0	0.0	0.2
Uses Total		3,225.9	4,021.1	4,001.7
Victims Rights Fund Ending Balance		4,460.1	3,910.5	3,380.3

Fund Balances and Description Table for All Non-General Funds

Fund Number 3218

Veterans Fiduciary Fund

Link To Flow Chart

A.R.S. §6-871

The source of these funds are the funds being held in trust by the veteran's fiduciary and are solely private funds being held and managed by the state.

		<u>FY 2013</u>	<u>FY 2014</u>	<u>FY 2015</u>
Sources				
Beginning Balance		12,744.4	12,744.4	12,744.4
	Sources Total	12,744.4	12,744.4	12,744.4
Uses				
	Uses Total	0.0	0.0	0.0
	Veterans Fiduciary Fund Ending Balance	12,744.4	12,744.4	12,744.4

Fund Number 3245

Alternative Dispute Resolution Fund

Link To Flow Chart

A.R.S. § 12-284.03

The Alternative Dispute Resolution Fund receives 0.35% of monies received from the clerk of the superior court in each county, and 2.42% of monies received by justices of the peace in each county. Monies are distributed to local, regional or statewide projects that establish, maintain, improve, or enhance alternative dispute resolution programs.

		<u>FY 2013</u>	<u>FY 2014</u>	<u>FY 2015</u>
Sources				
Beginning Balance		572.8	555.4	448.8
Revenues	Judiciary	331.7	324.5	324.5
	Sources Total	904.5	879.9	773.3
Uses				
Non-Appropriated Expenditures	Judiciary	149.1	229.8	229.8
Legislative Fund Transfers	Judiciary	200.0	201.3	0.0
	Uses Total	349.1	431.1	229.8
	Alternative Dispute Resolution Fund Ending Balance	555.4	448.8	543.5

Fund Balances and Description Table for All Non-General Funds

Fund Number 3306

Medical Student Loan Fund

[Link To Flow Chart](#)

A.R.S. § 15-1725

Funds are used to give loans to medical students who then agree to work for a period of time in medically underserved areas of the state. Revenues consist of loan repayments made in lieu of service.

		FY 2013	FY 2014	FY 2015
Sources				
Beginning Balance		0.0	74.0	111.7
Revenues	Department of Health Services	74.0	37.7	37.7
Sources Total		74.0	111.7	149.4
Uses				
Uses Total		0.0	0.0	0.0
Medical Student Loan Fund Ending Balance		74.0	111.7	149.4

Fund Number 3500

Used Oil Fund

[Link To Flow Chart](#)

A.R.S. § 49-818

Consists of used oil fees to be used for compliance monitoring, investigation and enforcement activities pertaining to generating, transporting, treating, storing, beneficially using and disposing of used oil under statutes.

		FY 2013	FY 2014	FY 2015
Sources				
Beginning Balance		6.1	0.0	0.0
Revenues	Department of Environmental Quality	0.0	0.0	0.0
Sources Total		6.2	0.0	0.0
Uses				
Operating Expenditures/Appropriations	Department of Environmental Quality	6.2	0.0	0.0
Uses Total		6.2	0.0	0.0
Used Oil Fund Ending Balance		0.0	0.0	0.0

Fund Balances and Description Table for All Non-General Funds

Fund Number 3701

Local Agency Deposits Fund

[Link To Flow Chart](#)

A.R.S. § 35-142

This fund receives monies from the federal government and local agencies for the payment of local agency sponsored county and secondary road construction projects.

		<u>FY 2013</u>	<u>FY 2014</u>	<u>FY 2015</u>
Sources				
Beginning Balance		11,953.7	14,430.5	14,430.5
Revenues	Department of Transportation	107,390.0	110,000.0	110,000.0
	Sources Total	119,343.7	124,430.5	124,430.5
Uses				
Non-Appropriated Expenditures	Department of Transportation	104,913.2	110,000.0	110,000.0
	Uses Total	104,913.2	110,000.0	110,000.0
	Local Agency Deposits Fund Ending Balance	14,430.5	14,430.5	14,430.5

Fund Number 3702

DPS Criminal Justice Enhancement Fund

[Link To Flow Chart](#)

A.R.S. § 41-2401

The Department of Public Safety receives a 7.28% allocation from the Criminal Justice Enhancement Fund (CJEF) surcharge on fines and penalties. Monies in the fund are used for Department operations.

		<u>FY 2013</u>	<u>FY 2014</u>	<u>FY 2015</u>
Sources				
Beginning Balance		635.6	794.0	821.0
Revenues	Department of Public Safety	2,993.7	2,918.9	2,918.9
	Sources Total	3,629.3	3,712.9	3,739.9
Uses				
Operating Expenditures/Appropriations	Department of Public Safety	2,872.7	2,871.2	2,872.5
Administrative Adjustments	Department of Public Safety	(37.4)	0.0	0.0
Legislative Fund Transfers	Department of Public Safety	0.0	20.7	0.0
Retirement Adjustment	Department of Public Safety	0.0	0.0	0.9
	Uses Total	2,835.3	2,891.9	2,873.4
	DPS Criminal Justice Enhancement Fund Ending Balance	794.0	821.0	866.5

Fund Balances and Description Table for All Non-General Funds

Fund Number 3708

Game and Fish Stamps Fund

Link To Flow Chart

A.R.S.§ 35-131H

The fund is inactive and revenue is no longer received. The proceeds from the sale of special use permit stamps for fishing on shared waters were remitted annually to Nevada pursuant to the agreed upon terms and conditions of the agreement between the Arizona Game and Fish Department and the State of Nevada.

		FY 2013	FY 2014	FY 2015
Sources				
Beginning Balance		98.0	98.0	98.0
	Sources Total	98.0	98.0	98.0
Uses				
	Uses Total	0.0	0.0	0.0
Game and Fish Stamps Fund Ending Balance		98.0	98.0	98.0

Fund Number 3709

Game and Fish Special Stamp Collection Fund-For CA

Link To Flow Chart

A.R.S. § 17-343

Monies in the Fund are received from the handling of licenses and special use permits on shared waters pursuant to A.R.S. §17-343. The proceeds are remitted to California on an annual basis pursuant to the agreed upon terms and conditions of the agreement between the Arizona Game and Fish Department and the California Game and Fish Commission.

		FY 2013	FY 2014	FY 2015
Sources				
Beginning Balance		148.0	150.8	150.8
Revenues	Arizona Game & Fish Department	2.8	0.0	0.0
	Sources Total	150.8	150.8	150.8
Uses				
	Uses Total	0.0	0.0	0.0
Game and Fish Special Stamp Collection Fund-For CA Ending Balance		150.8	150.8	150.8

Fund Balances and Description Table for All Non-General Funds

Fund Number 3712 Game and Fish Big Game Permit Fund

Link To Flow Chart

A.R.S. § 17-346

Collects deposits from the seasonal draws organized for Arizona hunters. Depending on the results from the draws, some of the receipts are reimbursed to unsuccessful participants.

	FY 2013	FY 2014	FY 2015
Sources			
Beginning Balance	2,765.4	2,765.4	2,765.4
Sources Total	2,765.4	2,765.4	2,765.4
Uses			
Uses Total	0.0	0.0	0.0
Game and Fish Big Game Permit Fund Ending Balance	2,765.4	2,765.4	2,765.4

Fund Number 3714 Game and Fish Kaibab Co-op Fund

Link To Flow Chart

A.R.S. § 35-142

Revenue is received from the sale of a Kaibab habitat management stamp, which is required to take deer on the Kaibab Plateau, and are used by the U.S. Forest Service to provide wildlife habitat management on the Kaibab Plateau.

	FY 2013	FY 2014	FY 2015
Sources			
Beginning Balance	76.1	103.3	103.3
Revenues	Arizona Game & Fish Department 40.1	0.0	0.0
Sources Total	116.1	103.3	103.3
Uses			
Non-Appropriated Expenditures	Arizona Game & Fish Department 12.9	0.0	0.0
Uses Total	12.9	0.0	0.0
Game and Fish Kaibab Co-op Fund Ending Balance	103.3	103.3	103.3

Fund Balances and Description Table for All Non-General Funds

Fund Number 3720 Racing Commission Bond Deposit Fund

Link To Flow Chart

A.R.S. § 5-107

The Department of Racing requires racing permittees to post a bond with the Department each year, which is refunded when the permittee withdraws their permit. The Department also collects a \$200 appearance bond from each individual requesting an appeal of a Department official's ruling, which is returned if the individual appears at the appeal hearing. If they do not appear, the bond is forfeited and deposited in the General Fund. The Department deposits all racing and boxing applicant or licensee payments submitted in excess of the amount due into this fund as well.

	FY 2013	FY 2014	FY 2015
Sources			
Beginning Balance	51.0	51.0	51.0
Sources Total	51.0	51.0	51.0
Uses			
Uses Total	0.0	0.0	0.0
Racing Commission Bond Deposit Fund Ending Balance	51.0	51.0	51.0

Fund Number 3721 Registrar of Contractors Cash Bond Fund

Link To Flow Chart

ARS § 32-1152

The Registrar of Contractors Cash Bond Fund consists of cash deposits by contractors filed with the Registrar in an amount set by the Registrar by rule as an alternative to the filing of a surety bond. Cash deposits are for the benefit of legitimate claims for damages caused by a duly licensed contractor.

	FY 2013	FY 2014	FY 2015
Sources			
Beginning Balance	2,106.3	2,106.3	2,106.3
Sources Total	2,106.3	2,106.3	2,106.3
Uses			
Uses Total	0.0	0.0	0.0
Registrar of Contractors Cash Bond Fund Ending Balance	2,106.3	2,106.3	2,106.3

Fund Balances and Description Table for All Non-General Funds

Fund Number 3722

Manufactured Housing Cash Bonds

[Link To Flow Chart](#)

A.R.S. 41-2179

Bonds are paid to the deputy director by manufactured home dealers the proceeds of this cash bond is paid to people who are damaged by the failure of the principal to perform a sales or installation agreement or to perform repairs under warranty.

		FY 2013	FY 2014	FY 2015
Sources				
Beginning Balance		645.5	645.5	645.5
	Sources Total	645.5	645.5	645.5
Uses				
	Uses Total	0.0	0.0	0.0
Manufactured Housing Cash Bonds Ending Balance		645.5	645.5	645.5

Fund Number 3727

Insurance Tax Premium Clearing Fund

[Link To Flow Chart](#)

A.R.S. § 20-224

Specified taxes on vehicle insurance premiums are transferred to the Department of Public Safety Personnel Retirement System, and taxes on fire insurance premiums are transferred to municipal fire districts to pay fire fighter pension obligations.

		FY 2013	FY 2014	FY 2015
Sources				
Beginning Balance		191.4	979.4	0.0
Revenues	Department of Insurance	788.0	(979.4)	0.0
	Sources Total	979.4	0.0	0.0
Uses				
	Uses Total	0.0	0.0	0.0
Insurance Tax Premium Clearing Fund Ending Balance		979.4	0.0	0.0

Fund Number 3728

Underground Storage Clearing Account Fund

[Link To Flow Chart](#)

A.R.S. § 28-6007

The Fund is a clearing account designed to collect monies by the Department of Transportation to be transferred to the Department of Environmental Quality for deposit in the UST Revolving Fund.

		FY 2013	FY 2014	FY 2015
Sources				
Beginning Balance		1,200.0	39.4	1,051.4
Revenues	Department of Transportation	(1,160.6)	1,012.0	1,012.0
	Sources Total	39.4	1,051.4	2,063.4
Uses				
	Uses Total	0.0	0.0	0.0
Underground Storage Clearing Account Fund Ending Balance		39.4	1,051.4	2,063.4

Fund Balances and Description Table for All Non-General Funds

Fund Number 3732 Permanent State School Fund

Link To Flow Chart

A.R.S. § 37-521

Any revenue collected by the State Land Department is held in the Fund until the end of a given month, at that time is distributed to beneficiaries or permanent funds. Its purpose is merely to create efficiency by limiting the number of transfers within a year.

	FY 2013	FY 2014	FY 2015
Sources			
Beginning Balance	24,067.9	24,067.9	24,067.9
Sources Total	24,067.9	24,067.9	24,067.9
Uses			
Uses Total	0.0	0.0	0.0
Permanent State School Fund Ending Balance	24,067.9	24,067.9	24,067.9

Fund Number 3737 Rental Tax and Bond Deposit Fund

Link To Flow Chart

A.R.S. § 28-1865D

This fund is comprised of: Highway Property Rentals Account (used to collect 24% of the ADOT's rental income from condemned properties for distribution to the local county); Privilege Tax Account (used to collect monies from renters of properties previously acquired by ADOT for use in future highway development); MVD bond deposits; and MVD financial responsibility deposits.

	FY 2013	FY 2014	FY 2015
Sources			
Beginning Balance	694.5	711.1	761.1
Revenues	16.6	50.0	50.0
Sources Total	711.1	761.1	811.1
Uses			
Uses Total	0.0	0.0	0.0
Rental Tax and Bond Deposit Fund Ending Balance	711.1	761.1	811.1

Fund Balances and Description Table for All Non-General Funds

Fund Number 3745

Escheated Estates Fund

Link To Flow Chart

A.R.S. § 12-885

This fund consists of monies from the sale of escheated estates. Property escheats or reverts to the State, after 5 years when there is no will to transmit the property and there are no legal heirs to inherit it. Proceeds from the sale of escheated property are held in the fund for 12 months for the payment of claims after which they are transferred to the Permanent State School Fund.

		FY 2013	FY 2014	FY 2015
Sources				
Beginning Balance		27.3	25.0	25.0
Revenues	Department of Revenue	328.0	0.0	0.0
Sources Total		355.3	25.0	25.0
Uses				
Non-Appropriated Expenditures	Department of Revenue	330.3	0.0	0.0
Uses Total		330.3	0.0	0.0
Escheated Estates Fund Ending Balance		25.0	25.0	25.0

Fund Number 3791

AHCCCS - 3rd Party Collection Fund

Link To Flow Chart

A.R.S. § 36-2913 (D)

This fund consists of recoveries from third parties for AHCCCS costs. Expenses are distributions to the AHCCCS fund, ALTCS fund or KidsCare fund and are used to offset state and federal obligations for these programs. Contractor fees are also included in expenditures.

		FY 2013	FY 2014	FY 2015
Sources				
Beginning Balance		1,215.8	1,622.4	1,588.4
Revenues	Arizona Health Care Cost Containment System	743.1	1,033.5	1,033.5
Sources Total		1,958.9	2,655.9	2,621.9
Uses				
Non-Appropriated Expenditures	Arizona Health Care Cost Containment System	336.6	1,067.5	1,033.5
Uses Total		336.6	1,067.5	1,033.5
AHCCCS - 3rd Party Collection Fund Ending Balance		1,622.4	1,588.4	1,588.4

Fund Balances and Description Table for All Non-General Funds

Fund Number 3795

State Treasurer's Operating Fund

Link To Flow Chart

A.R.S. § 35-316

Revenues are received from fees charged to investments managed by the Treasurer's Office and are used to operate the Treasurer's Office. Any fees collected in excess of the amount appropriated is deposited into the General Fund.

		<u>FY 2013</u>	<u>FY 2014</u>	<u>FY 2015</u>
Sources				
Beginning Balance		17.8	150.5	150.5
Revenues	State Treasurer	2,493.0	2,583.4	2,583.4
Sources Total		2,510.8	2,733.9	2,733.9
Uses				
Operating Expenditures/Appropriations	State Treasurer	2,360.3	2,583.4	2,583.4
Rent Management Adjustment	State Treasurer	0.0	0.0	22.3
HR Prorata Rate Change	State Treasurer	0.0	0.0	0.5
Retirement Adjustment	State Treasurer	0.0	0.0	0.9
Uses Total		2,360.3	2,583.4	2,607.1
State Treasurer's Operating Fund Ending Balance		150.5	150.5	126.9

Fund Number 3799

State Treasurer's Management Fund

Link To Flow Chart

A.R.S. § 35-326

Revenues are received from management fees charged by the Treasurer on long-term, local government investment pools and are used for Treasurer's Office personnel and operating costs relating to technology and investments.

		<u>FY 2013</u>	<u>FY 2014</u>	<u>FY 2015</u>
Sources				
Beginning Balance		283.2	283.2	283.2
Revenues	State Treasurer	198.0	197.5	197.5
Sources Total		481.2	480.7	480.7
Uses				
Operating Expenditures/Appropriations	State Treasurer	198.0	197.5	197.5
Retirement Adjustment	State Treasurer	0.0	0.0	0.1
Uses Total		198.0	197.5	197.6
State Treasurer's Management Fund Ending Balance		283.2	283.2	283.1

Fund Balances and Description Table for All Non-General Funds

Fund Number 4001 Arizona Exposition and State Fair Fund

Link To Flow Chart

A.R.S. § 3-1005

Revenue is generated by proceeds from the State Fair and other events at the fair grounds and the revenue is used to provide for those events.

		FY 2013	FY 2014	FY 2015
Sources				
Beginning Balance		2,272.2	2,827.7	3,066.4
Revenues	Arizona Exposition & State Fair	11,513.4	12,012.3	12,232.7
	Sources Total	13,785.6	14,840.0	15,299.1
Uses				
Operating Expenditures/Appropriations	Arizona Exposition & State Fair	10,957.9	11,693.5	12,618.8
Legislative Fund Transfers	Arizona Exposition & State Fair	0.0	80.1	0.0
HR Prorata Rate Change	Arizona Exposition & State Fair	0.0	0.0	0.7
Retirement Adjustment	Arizona Exposition & State Fair	0.0	0.0	2.0
	Uses Total	10,957.9	11,773.6	12,621.6
Arizona Exposition and State Fair Fund Ending Balance		2,827.7	3,066.4	2,677.5

Fund Number 4002 ARCOR Enterprises Revolving Fund

Link To Flow Chart

A.R.S. § 41-1624

Revenue is generated from the sale of goods produced by Arizona Correctional Industries (ACI) and is used to pay operating expenses of ACI or for inmate treatment programs at the State prisons.

		FY 2013	FY 2014	FY 2015
Sources				
Beginning Balance		5,467.1	8,250.2	5,295.8
Revenues	Department of Corrections	40,614.4	36,397.0	38,300.0
	Sources Total	46,081.5	44,647.2	43,595.8
Uses				
Non-Appropriated Expenditures	Department of Corrections	37,831.3	39,048.3	39,058.2
Legislative Fund Transfers	Department of Corrections	0.0	303.1	0.0
HR Prorata Rate Change	Department of Corrections	0.0	0.0	2.0
Retirement Adjustment	Department of Corrections	0.0	0.0	3.3
	Uses Total	37,831.3	39,351.4	39,063.4
ARCOR Enterprises Revolving Fund Ending Balance		8,250.2	5,295.8	4,532.3

Fund Balances and Description Table for All Non-General Funds

Fund Number 4003

Industries for the Blind Fund

[Link To Flow Chart](#)

A.R.S. § 41-1975

The Arizona Industries for the Blind (AIB) Fund consists of all revenue generated by enterprises conducted by AIB. Funds are expended by AIB to operate business segments designed to assist in the employment and career enhancement of blind and visually impaired individuals.

		FY 2013	FY 2014	FY 2015
Sources				
Beginning Balance		1,000.3	969.5	969.5
Revenues	Department of Economic Security	20,577.0	20,924.9	20,924.9
	Sources Total	21,577.3	21,894.4	21,894.4
Uses				
Non-Appropriated Expenditures	Department of Economic Security	20,607.8	20,924.9	20,924.9
Retirement Adjustment	Department of Economic Security	0.0	0.0	2.4
	Uses Total	20,607.8	20,924.9	20,927.3
	Industries for the Blind Fund Ending Balance	969.5	969.5	967.1

Fund Number 4007

Game and Fish Publications Revolving Fund

[Link To Flow Chart](#)

A.R.S. § 17-269

Revenues are generated from the sale of and used for the production of agency publications about wildlife, fish, and recreation.

		FY 2013	FY 2014	FY 2015
Sources				
Beginning Balance		46.9	39.9	31.7
Revenues	Arizona Game & Fish Department	170.0	175.7	179.8
	Sources Total	216.9	215.6	211.5
Uses				
Non-Appropriated Expenditures	Arizona Game & Fish Department	177.0	183.9	161.5
	Uses Total	177.0	183.9	161.5
	Game and Fish Publications Revolving Fund Ending Balance	39.9	31.7	50.0

Fund Balances and Description Table for All Non-General Funds

Fund Number 4008 Gift Shop Revolving Fund

Link To Flow Chart

Laws 1984, Chapter 396

Deposits into the Gift Shop Revolving Fund come from sales of merchandise in the Department's Gift Shop at the Capitol Museum. Receipts are used for the acquisition of additional merchandise as well as to help cover the cost of operations.

		FY 2013	FY 2014	FY 2015
Sources				
Beginning Balance		105.5	151.9	198.3
Revenues	Department of State - Secretary of State	85.7	85.7	85.7
Sources Total		191.2	237.6	284.0
Uses				
Non-Appropriated Expenditures	Department of State - Secretary of State	39.3	39.3	39.3
Uses Total		39.3	39.3	39.3
Gift Shop Revolving Fund Ending Balance		151.9	198.3	244.7

Fund Number 4009 Resource Analysis Revolving Fund

Link To Flow Chart

A.R.S. § 37-176

The State Land Department uses the Resource Analysis Revolving Fund for those expenses related to data processing and support for the state's geographic information system (GIS). The fund collects receipts from the sale of Department-provided GIS products and services and is exempted from the lapsing of appropriations.

		FY 2013	FY 2014	FY 2015
Sources				
Beginning Balance		247.8	281.2	250.6
Revenues	State Land Department	115.5	61.5	61.5
Sources Total		363.3	342.7	312.1
Uses				
Non-Appropriated Expenditures	State Land Department	82.1	91.5	91.5
Legislative Fund Transfers	State Land Department	0.0	0.6	0.0
Uses Total		82.1	92.1	91.5
Resource Analysis Revolving Fund Ending Balance		281.2	250.6	220.6

Fund Balances and Description Table for All Non-General Funds

Fund Number 4010 Publications and Souvenir Revolving Fund

Link To Flow Chart

A.R.S. § 41-511.21

The State Parks Board is allowed to sell or operate concessions at Arizona's state parks. The fund processes receipts from the sale of publications and souvenirs and then uses those proceeds to purchase additional inventory and support the personnel costs associated with maintaining this inventory.

		FY 2013	FY 2014	FY 2015
Sources				
Beginning Balance		128.0	0.0	0.0
Revenues	State Parks Board	21.5	0.0	0.0
Sources Total		149.5	0.0	0.0
Uses				
Non-Appropriated Expenditures	State Parks Board	149.2	0.0	0.0
Legislative Fund Transfers	State Parks Board	0.3	0.0	0.0
Uses Total		149.5	0.0	0.0
Publications and Souvenir Revolving Fund Ending Balance		0.0	0.0	0.0

Note: This fund was eliminated in FY 2013, (August 2, 2012), and the revenues are now deposited into the State Parks Revenue Fund.

Fund Number 4011 Real Estate Education Revolving Fund

Link To Flow Chart

A.R.S. § 32-2107(E)

Revenues consist of monies received from the sale of educational matter and grants of monies to be used in the production of educational products. Funds are used for the printing of a compilation of real estate laws and rules and other educational publications and for such other educational efforts necessary for the guidance and assistance of licensees and the public.

		FY 2013	FY 2014	FY 2015
Sources				
Beginning Balance		30.7	36.1	28.3
Revenues	Department of Real Estate	6.7	11.2	11.2
Sources Total		37.4	47.3	39.5
Uses				
Non-Appropriated Expenditures	Department of Real Estate	1.3	19.0	19.0
Uses Total		1.3	19.0	19.0
Real Estate Education Revolving Fund Ending Balance		36.1	28.3	20.5

Fund Balances and Description Table for All Non-General Funds

Fund Number 4013 Indian Affairs Comm Publications Fund

Link To Flow Chart

A.R.S. § 41-543

The source of this fund is donations and revenues collected from the sale of the Tribal-State Resource Directory. The fund is used to pay for the publication of the Tribal-State Resource Directory and any other related expenses.

			<u>FY 2013</u>	<u>FY 2014</u>	<u>FY 2015</u>
Sources					
Beginning Balance			1.8	1.8	2.8
Revenues	Arizona Commission of Indian Affairs		0.0	2.5	2.5
		Sources Total	1.8	4.3	5.3
Uses					
Non-Appropriated Expenditures	Arizona Commission of Indian Affairs		0.0	1.5	1.5
		Uses Total	0.0	1.5	1.5
		Indian Affairs Comm Publications Fund Ending Balance	1.8	2.8	3.8

Fund Number 4100 Water Quality Fee Fund

Link To Flow Chart

A.R.S. § 49-210

Revenues in the fund consist of fees received from technical reviews, inspections, and permit issuance, annual aquifer protection permit and dry well registration fees. The fund supports statutory activities that are designed to ensure that the surface and groundwater meet state and federal water quality standards.

			<u>FY 2013</u>	<u>FY 2014</u>	<u>FY 2015</u>
Sources					
Beginning Balance			2,130.5	3,591.8	45.7
Revenues	Department of Environmental Quality		6,474.9	7,000.0	7,000.0
		Sources Total	8,605.4	10,591.8	7,045.7
Uses					
Operating Expenditures/Appropriations	Department of Environmental Quality		5,013.6	10,546.1	10,546.1
HR Prorata Rate Change	Department of Environmental Quality		0.0	0.0	0.9
Retirement Adjustment	Department of Environmental Quality		0.0	0.0	2.5
		Uses Total	5,013.6	10,546.1	10,549.4
		Water Quality Fee Fund Ending Balance	3,591.8	45.7	(3,503.8)

Note: Revenues to the Water Quality Fee Fund are not expected to exceed appropriations for FY 2013. Revenue estimates for FY 2014 and FY 2015 are held flat due to the unpredictability of new fees bringing revenue to this fund. ADEQ will limit Water Quality Fee Fund expenses in FY 2013, FY 2014 and FY 2015 ensuring no deficit balances occur.

Fund Balances and Description Table for All Non-General Funds

Fund Number 4202 DHS Internal Services Fund

Link To Flow Chart

A.R.S. § 35-142

This is an internal revolving used by the Department of Health Services' warehouse to purchase goods. Revenues are provided by charges to other departmental operating funds to purchase goods from the warehouse.

		<u>FY 2013</u>	<u>FY 2014</u>	<u>FY 2015</u>
Sources				
Beginning Balance		102.0	115.3	115.3
	Sources Total	102.0	115.3	115.3
Uses				
Non-Appropriated Expenditures	Department of Health Services	(13.3)	0.0	0.0
	Uses Total	(13.3)	0.0	0.0
	DHS Internal Services Fund Ending Balance	115.3	115.3	115.3

Fund Number 4203 Admin - AFIS II Collections Fund

Link To Flow Chart

A.R.S. § 35-142(E)

Monies are collected from other funding sources, excluding the General Fund and Federal Funds, to supplement the cost of operating the Arizona Financial Information System (AFIS).

		<u>FY 2013</u>	<u>FY 2014</u>	<u>FY 2015</u>
Sources				
Beginning Balance		1,437.6	2,166.0	1,088.0
Revenues	Arizona Department of Administration	1,725.1	1,732.0	1,732.0
	Sources Total	3,162.7	3,898.0	2,820.0
Uses				
Non-Appropriated Expenditures	Arizona Department of Administration	996.7	2,810.0	2,810.0
HR Prorata Rate Change	Arizona Department of Administration	0.0	0.0	0.1
Retirement Adjustment	Arizona Department of Administration	0.0	0.0	0.1
	Uses Total	996.7	2,810.0	2,810.2
	Admin - AFIS II Collections Fund Ending Balance	2,166.0	1,088.0	9.8

Fund Balances and Description Table for All Non-General Funds

Fund Number 4204

Motor Pool Revolving Fund

Link To Flow Chart

A.R.S. § 41-804

Revenues are received via charges to agencies for the use of motor pool vehicles. The fund is used to acquire, maintain, and coordinate state motor pool vehicles for use by state agencies.

		<u>FY 2013</u>	<u>FY 2014</u>	<u>FY 2015</u>
Sources				
Beginning Balance		1,016.6	951.6	58.5
Revenues	Arizona Department of Administration	9,298.5	9,335.0	9,605.0
	Sources Total	10,315.1	10,286.6	9,663.5
Uses				
Operating Expenditures/Appropriations	Arizona Department of Administration	8,878.7	10,155.8	10,155.8
Administrative Adjustments	Arizona Department of Administration	484.8	0.0	0.0
Rent Management Adjustment	Arizona Department of Administration	0.0	0.0	9.5
Legislative Fund Transfers	Arizona Department of Administration	0.0	72.3	0.0
HR Prorata Rate Change	Arizona Department of Administration	0.0	0.0	0.2
Retirement Adjustment	Arizona Department of Administration	0.0	0.0	0.3
	Uses Total	9,363.5	10,228.1	10,165.8
Motor Pool Revolving Fund Ending Balance		951.6	58.5	(502.3)

Note: The negative balances in FY 2015 are projections based on cautious revenue estimates. During the fiscal year ADOA will adjust activity within the fund to prevent a negative ending balance.

Fund Balances and Description Table for All Non-General Funds

Fund Number 4208 Special Services Fund

Link To Flow Chart

A.R.S § 35-193.02

This fund is used by ADOA to fund the state-wide mail service. It also supports the operations of the State Boards' Office through charges to agencies for their use of centralized services.

		FY 2013	FY 2014	FY 2015
Sources				
Beginning Balance		177.4	133.4	71.3
Revenues	Arizona Department of Administration	659.7	742.8	750.3
Revenues	State Boards Office	210.7	231.0	231.0
	Sources Total	1,047.8	1,107.2	1,052.6
Uses				
Operating Expenditures/Appropriations	State Boards Office	203.9	231.0	231.0
Administrative Adjustments	State Boards Office	1.7	0.0	0.0
Non-Appropriated Expenditures	Arizona Department of Administration	708.8	799.1	799.1
Rent Management Adjustment	Arizona Department of Administration	0.0	0.0	9.8
Rent Management Adjustment	State Boards Office	0.0	0.0	3.1
Legislative Fund Transfers	Arizona Department of Administration	0.0	5.8	0.0
Retirement Adjustment	State Boards Office	0.0	0.0	0.1
	Uses Total	914.5	1,035.9	1,043.0
	Special Services Fund Ending Balance	133.4	71.3	9.5

Fund Number 4209 DOE Internal Services Fund

Link To Flow Chart

A.R.S. § 35-142 (E)

This fund primarily houses the federal cost allocation monies collected by the Arizona Department of Education and is used to support the indirect administrative costs associated with federal programs.

		FY 2013	FY 2014	FY 2015
Sources				
Beginning Balance		905.8	652.5	463.0
Revenues	Department of Education	2,769.9	3,534.1	3,534.1
	Sources Total	3,675.7	4,186.6	3,997.1
Uses				
Non-Appropriated Expenditures	Department of Education	3,023.2	3,697.7	3,697.7
Legislative Fund Transfers	Department of Education	0.0	25.9	0.0
HR Prorata Rate Change	Department of Education	0.0	0.0	0.1
Retirement Adjustment	Department of Education	0.0	0.0	0.1
	Uses Total	3,023.2	3,723.6	3,697.9
	DOE Internal Services Fund Ending Balance	652.5	463.0	299.1

Fund Balances and Description Table for All Non-General Funds

Fund Number 4210

Education Commodity Fund

[Link To Flow Chart](#)

A.R.S. § 35-142 (C)

Fund contains fees received from school districts for their participation in the federal commodities program, and are used to support the administration of the program. Pursuant to federal guidelines, any current year "excess funds" shall be used on an annual basis to reduce the fees that school districts are charged or that the funds shall be returned to them.

		FY 2013	FY 2014	FY 2015
Sources				
Beginning Balance		102.3	87.1	76.5
Revenues	Department of Education	11.8	22.5	22.5
	Sources Total	114.1	109.6	99.0
Uses				
Non-Appropriated Expenditures	Department of Education	27.0	33.1	33.1
	Uses Total	27.0	33.1	33.1
Education Commodity Fund Ending Balance		87.1	76.5	65.9

Fund Number 4211

Education Printing Fund

[Link To Flow Chart](#)

A.R.S. §15-237

Print shop charges are used to support the costs of the education print shop that prints, copies, and distributes pamphlets, forms, instructions and other documents.

		FY 2013	FY 2014	FY 2015
Sources				
Beginning Balance		776.5	1,160.3	947.1
Revenues	Department of Education	1,890.5	1,900.0	1,900.0
	Sources Total	2,667.0	3,060.3	2,847.1
Uses				
Non-Appropriated Expenditures	Department of Education	1,506.7	2,098.7	2,098.7
Rent Management Adjustment	Department of Education	0.0	0.0	11.7
Legislative Fund Transfers	Department of Education	0.0	14.5	0.0
HR Prorata Rate Change	Department of Education	0.0	0.0	0.1
Retirement Adjustment	Department of Education	0.0	0.0	0.2
	Uses Total	1,506.7	2,113.2	2,110.7
Education Printing Fund Ending Balance		1,160.3	947.1	736.4

Fund Balances and Description Table for All Non-General Funds

Fund Number 4213 Co-op St Purchasing Fund

Link To Flow Chart

A.R.S § 35-142(E)

Revenues to this fund are derived from a 1% administrative fee charged to vendors when co-op members utilize state contracts. Monies in the fund are used to operate and maintain the automated procurement system and to administer and support the membership list.

		FY 2013	FY 2014	FY 2015
Sources				
Beginning Balance		1,095.5	2,217.6	2,282.8
Revenues	Arizona Department of Administration	3,236.9	3,200.0	3,200.0
Sources Total		4,332.4	5,417.6	5,482.8
Uses				
Non-Appropriated Expenditures	Arizona Department of Administration	2,114.8	3,113.3	3,113.3
Legislative Fund Transfers	Arizona Department of Administration	0.0	21.5	0.0
HR Prorata Rate Change	Arizona Department of Administration	0.0	0.0	0.2
Retirement Adjustment	Arizona Department of Administration	0.0	0.0	0.7
Uses Total		2,114.8	3,134.8	3,114.2
Co-op St Purchasing Fund Ending Balance		2,217.6	2,282.8	2,368.6

Fund Number 4214 State Surplus Property Fund

Link To Flow Chart

A.R.S § 41-2606(A)

Revenues from the sale of state surplus property are used to collect, store, and administer the sale of surplus property.

		FY 2013	FY 2014	FY 2015
Sources				
Beginning Balance		584.3	599.1	1,044.0
Revenues	Arizona Department of Administration	2,852.4	2,844.5	2,854.7
Sources Total		3,436.7	3,443.6	3,898.7
Uses				
Operating Expenditures/Appropriations	Arizona Department of Administration	2,462.6	2,399.6	2,399.6
Administrative Adjustments	Arizona Department of Administration	224.1	0.0	0.0
Rent Management Adjustment	Arizona Department of Administration	0.0	0.0	14.1
Legislative Fund Transfers	Arizona Department of Administration	150.9	0.0	0.0
HR Prorata Rate Change	Arizona Department of Administration	0.0	0.0	0.1
Retirement Adjustment	Arizona Department of Administration	0.0	0.0	0.2
Uses Total		2,837.6	2,399.6	2,414.0
State Surplus Property Fund Ending Balance		599.1	1,044.0	1,484.6

Fund Balances and Description Table for All Non-General Funds

Fund Number 4215 Admin - Surplus Property/Federal Fund

Link To Flow Chart

A.R.S § 41-2606(B)

Revenue from the sale of federal surplus property is used to collect, store, and administer the sale of federal surplus property.

		FY 2013	FY 2014	FY 2015
Sources				
Beginning Balance		79.0	95.8	(269.5)
Revenues	Arizona Department of Administration	100.6	98.8	98.1
	Sources Total	179.6	194.6	(171.4)
Uses				
Operating Expenditures/Appropriations	Arizona Department of Administration	86.5	464.1	464.1
Administrative Adjustments	Arizona Department of Administration	(2.7)	0.0	0.0
HR Prorata Rate Change	Arizona Department of Administration	0.0	0.0	0.1
	Uses Total	83.8	464.1	464.2
	Admin - Surplus Property/Federal Fund Ending Balance	95.8	(269.5)	(635.5)

Note: The negative balances in this account for fiscal years 2014 and 2015 result from projections based on cautious revenue estimates. During the fiscal year ADOA will adjust activity within the fund to prevent a negative ending balance.

Fund Balances and Description Table for All Non-General Funds

Fund Number 4216 Risk Management Revolving Fund

Link To Flow Chart

A.R.S. § 41-622

Risk Management annually invoices all state agencies, boards, and commissions a cost allocation of the Risk Management program to provide monies to pay for the State's property, liability and workers' compensation losses, and to purchase insurance coverage for losses not covered under the State's self-insured limits. An allocation for costs associated with workers' compensation claims are collected each payroll period from ERE. The FY 2011 legislative fund transfer amount includes a cash transfer to cover a legislative transfer in another fund.

		<u>FY 2013</u>	<u>FY 2014</u>	<u>FY 2015</u>
Sources				
Beginning Balance		51,739.0	75,177.8	43,243.7
Revenues	Arizona Department of Administration	106,982.0	103,706.2	103,706.2
Revenues	Attorney General - Department of Law	8,456.2	8,563.6	9,439.5
Revenues	Department of Corrections	1,375.1	500.0	500.0
Revenues	Department of Public Safety	1,452.4	1,199.9	1,199.9
Sources Total		170,004.7	189,147.5	158,089.3
Uses				
Operating Expenditures/Appropriations	Arizona Department of Administration	68,502.0	102,872.2	91,982.2
Operating Expenditures/Appropriations	Attorney General - Department of Law	8,453.1	9,439.5	9,439.5
Operating Expenditures/Appropriations	State Land Department	10,939.3	0.0	60.0
Operating Expenditures/Appropriations	Department of Public Safety	1,441.4	1,199.9	1,233.7
Administrative Adjustments	Arizona Department of Administration	3,945.3	16,050.0	0.0
Administrative Adjustments	Attorney General - Department of Law	48.7	0.0	0.0
Administrative Adjustments	Department of Public Safety	(16.2)	0.0	0.0
Non-Appropriated Expenditures	Department of Corrections	1,513.3	511.8	511.8
Transfer to Other Non-General Fund	State Land Department	0.0	15,019.8	0.0
Rent Management Adjustment	Arizona Department of Administration	0.0	0.0	2.9
Rent Management Adjustment	Attorney General - Department of Law	0.0	0.0	65.5
Rent Management Adjustment	Department of Public Safety	0.0	0.0	3.2
Legislative Fund Transfers	Arizona Department of Administration	0.0	736.2	0.0
Legislative Fund Transfers	Attorney General - Department of Law	0.0	66.1	0.0
Legislative Fund Transfers	Department of Public Safety	0.0	8.3	0.0
HR Prorata Rate Change	Arizona Department of Administration	0.0	0.0	1.0

Fund Balances and Description Table for All Non-General Funds

HR Prorata Rate Change	Attorney General - Department of Law	0.0	0.0	1.6
Retirement Adjustment	Arizona Department of Administration	0.0	0.0	2.4
Retirement Adjustment	Attorney General - Department of Law	0.0	0.0	3.5
Uses Total		94,826.9	145,903.8	103,307.1
Risk Management Revolving Fund Ending Balance		75,177.8	43,243.7	54,782.2

Fund Number 4219 Construction Insurance Fund

Link To Flow Chart

A.R.S § 41-622

Risk management annually invoices all state agencies, boards, and commissions based on their estimated construction, architect and engineer contract expenditures, if any. This fund provides monies for property and liability losses and to purchase insurance coverage for losses not covered under self-insured limits.

		FY 2013	FY 2014	FY 2015
Sources				
Beginning Balance		7,308.1	8,845.2	8,831.3
Revenues	Arizona Department of Administration	2,782.3	3,000.0	3,000.0
Sources Total		10,090.4	11,845.2	11,831.3
Uses				
Non-Appropriated Expenditures	Arizona Department of Administration	1,245.2	2,992.4	3,447.4
Legislative Fund Transfers	Arizona Department of Administration	0.0	21.5	0.0
HR Prorata Rate Change	Arizona Department of Administration	0.0	0.0	0.1
Retirement Adjustment	Arizona Department of Administration	0.0	0.0	0.1
Uses Total		1,245.2	3,013.9	3,447.6
Construction Insurance Fund Ending Balance		8,845.2	8,831.3	8,383.8

Fund Balances and Description Table for All Non-General Funds

Fund Number 4221

ASDB Cooperative Services Fund

Link To Flow Chart

A.R.S. § 15-1302

Revenues consist of tuition payments made by participating school districts or special education voucher monies claimed on their behalf by the Arizona School for the Deaf and Blind. Funds are used to support educational programs and supplemental services offered at the five state regional cooperatives.

		<u>FY 2013</u>	<u>FY 2014</u>	<u>FY 2015</u>
Sources				
Beginning Balance		2,778.2	2,049.8	747.5
Revenues	Arizona State Schools for the Deaf and the Blind	15,185.0	15,464.8	15,705.1
Sources Total		17,963.2	17,514.5	16,452.6
Uses				
Non-Appropriated Expenditures	Arizona State Schools for the Deaf and the Blind	15,913.4	16,767.0	16,447.2
Retirement Adjustment	Arizona State Schools for the Deaf and the Blind	0.0	0.0	5.4
Uses Total		15,913.4	16,767.0	16,452.6
ASDB Cooperative Services Fund Ending Balance		2,049.8	747.5	0.0

Fund Number 4222

Facilities Use Fund (Enterprise Fund)

Link To Flow Chart

A.R.S. § 15-1323 (C)

Fund consists of revenues from rental fees and other charges received for the use of the school auditorium for non-school events. The monies are used to pay for maintenance costs associated with operating the Tucson auditorium and associated facilities.

		<u>FY 2013</u>	<u>FY 2014</u>	<u>FY 2015</u>
Sources				
Beginning Balance		226.5	187.8	160.9
Revenues	Arizona State Schools for the Deaf and the Blind	78.8	71.0	71.0
Sources Total		305.3	258.8	231.9
Uses				
Non-Appropriated Expenditures	Arizona State Schools for the Deaf and the Blind	117.5	97.9	97.9
Uses Total		117.5	97.9	97.9
Facilities Use Fund (Enterprise Fund) Ending Balance		187.8	160.9	134.0

Fund Balances and Description Table for All Non-General Funds

Fund Number 4230

Automation Operations Fund

Link To Flow Chart

A.R.S. § 41-711

This fund is used to provide integrated, centralized data processing services to state and other governmental agencies as authorized by Arizona statutes. Funding to support operating costs is achieved by charging a fee for each service provided.

		<u>FY 2013</u>	<u>FY 2014</u>	<u>FY 2015</u>
Sources				
Beginning Balance		9,323.0	11,837.4	9,784.1
Revenues	Arizona Department of Administration	25,112.9	25,552.0	25,552.0
Revenues	Department of Public Safety	0.0	296.2	296.2
	Sources Total	34,435.9	37,685.6	35,632.3
Uses				
Operating Expenditures/Appropriations	Arizona Department of Administration	21,367.1	19,108.0	27,238.0
Operating Expenditures/Appropriations	Department of Public Safety	0.0	296.2	296.2
Administrative Adjustments	Arizona Department of Administration	1,231.4	367.3	0.0
Rent Management Adjustment	Arizona Department of Administration	0.0	0.0	50.5
Legislative Fund Transfers	Arizona Department of Administration	0.0	8,130.0	0.0
HR Prorata Rate Change	Arizona Department of Administration	0.0	0.0	1.8
Retirement Adjustment	Arizona Department of Administration	0.0	0.0	4.0
	Uses Total	22,598.5	27,901.5	27,590.5
	Automation Operations Fund Ending Balance	11,837.4	9,784.1	8,041.8

Fund Balances and Description Table for All Non-General Funds

Fund Number 4231

Telecommunications Fund

Link To Flow Chart

A.R.S. § 41-713

Revenues for this fund are derived from agencies in payment for services provided by the Enterprise Infrastructure and Communications Office.

		<u>FY 2013</u>	<u>FY 2014</u>	<u>FY 2015</u>
Sources				
Beginning Balance		901.5	1,240.7	575.3
Revenues	Arizona Department of Administration	2,054.2	1,314.0	1,752.0
	Sources Total	2,955.7	2,554.7	2,327.3
Uses				
Operating Expenditures/Appropriations	Arizona Department of Administration	1,608.7	1,853.6	1,853.6
Administrative Adjustments	Arizona Department of Administration	106.3	112.8	0.0
Rent Management Adjustment	Arizona Department of Administration	0.0	0.0	36.5
Legislative Fund Transfers	Arizona Department of Administration	0.0	13.0	0.0
HR Prorata Rate Change	Arizona Department of Administration	0.0	0.0	0.2
Retirement Adjustment	Arizona Department of Administration	0.0	0.0	0.5
	Uses Total	1,715.0	1,979.4	1,890.8
	Telecommunications Fund Ending Balance	1,240.7	575.3	436.5

Fund Balances and Description Table for All Non-General Funds

Fund Number 4240

Attorney General Legal Services Cost Allocation Fund

Link To Flow Chart

A.R.S. § 41-191

Revenue is received from a pro rata charge on state-funded payroll expenses of most state agencies and is used to provide legal services for state agencies.

		<u>FY 2013</u>	<u>FY 2014</u>	<u>FY 2015</u>
Sources				
Beginning Balance		1,170.5	1,210.5	932.5
Revenues	Attorney General - Department of Law	2,114.2	1,809.5	1,809.5
Sources Total		3,284.7	3,020.0	2,742.0
Uses				
Operating Expenditures/Appropriations	Attorney General - Department of Law	2,073.4	2,087.5	2,087.5
Administrative Adjustments	Attorney General - Department of Law	0.8	0.0	0.0
Rent Management Adjustment	Attorney General - Department of Law	0.0	0.0	10.7
HR Prorata Rate Change	Attorney General - Department of Law	0.0	0.0	0.4
Retirement Adjustment	Attorney General - Department of Law	0.0	0.0	0.1
Uses Total		2,074.2	2,087.5	2,098.7
Attorney General Legal Services Cost Allocation Fund Ending Balance		1,210.5	932.5	643.3

Fund Balances and Description Table for All Non-General Funds

Fund Number 5004

Highway Debt Service Fund

Link To Flow Chart

A.R.S. § 28-7504

This fund is used for principal and interest payments on Highway Revenue Bonds and Grants Anticipation Notes. These bonds and notes are issued to fund various projects in the state's five-year construction program. The source of funding for repayment of the Highway Revenue Bonds is the State Highway Fund. The major source of State Highway Fund revenue is passed through from the Highway User Revenue Fund (HURF) which is derived from a variety of fees and charges related to the registration and operation of motor vehicles on the public highways of the state. The source of funding for repayment of the Grant Anticipation Notes is federal-aid reimbursements.

		<u>FY 2013</u>	<u>FY 2014</u>	<u>FY 2015</u>
Sources				
Beginning Balance		26,990.8	222,424.6	148,614.1
Revenues	Department of Transportation	367,866.3	127,860.0	141,978.0
	Sources Total	394,857.1	350,284.6	290,592.1
Uses				
Non-Appropriated Expenditures	Department of Transportation	172,432.5	201,670.5	201,670.5
	Uses Total	172,432.5	201,670.5	201,670.5
	Highway Debt Service Fund Ending Balance	222,424.6	148,614.1	88,921.6

Fund Number 5005

Certificate of Participation Fund

Link To Flow Chart

A.R.S. § 35-142(E)

This fund is used to make payments on Certificates of Participation and to pay other related costs. The cost of these payments are billed to various state agencies and collected in this fund.

		<u>FY 2013</u>	<u>FY 2014</u>	<u>FY 2015</u>
Sources				
Beginning Balance		2,141.7	10,221.1	5,142.6
Revenues	Arizona Department of Administration	114,931.4	110,548.1	112,052.1
	Sources Total	117,073.1	120,769.2	117,194.7
Uses				
Non-Appropriated Expenditures	Arizona Department of Administration	106,852.0	115,626.6	112,056.8
	Uses Total	106,852.0	115,626.6	112,056.8
	Certificate of Participation Fund Ending Balance	10,221.1	5,142.6	5,137.9

Fund Balances and Description Table for All Non-General Funds

Fund Number 5008

Debt Service Fund

[Link To Flow Chart](#)

A.R.S. § 28-6303

The source of funding is excise tax revenue collected in Maricopa County and dedicated to this program. This fund is used for repayment of principal and interest on Transportation Excise Tax Revenue Bonds. These bonds are issued to fund various projects in the Maricopa County Regional Transportation Plan Freeway Program.

		FY 2013	FY 2014	FY 2015
Sources				
Beginning Balance		226,392.7	109,592.6	11,634.5
Revenues	Department of Transportation	104,820.4	104,188.0	103,693.0
	Sources Total	331,213.1	213,780.6	115,327.5
Uses				
Non-Appropriated Expenditures	Department of Transportation	221,620.5	202,146.1	112,146.1
	Uses Total	221,620.5	202,146.1	112,146.1
	Debt Service Fund Ending Balance	109,592.6	11,634.5	3,181.4

Fund Number 5010

School Facilities Revenue Bond Debt Service Fund

[Link To Flow Chart](#)

A.R.S. § 15-2054

Revenues to the fund are derived from special transaction privilege taxes and are used to pay the debt service for specific revenue bond issuances for the Deficiency Corrections

		FY 2013	FY 2014	FY 2015
Sources				
Beginning Balance		16,650.3	26,225.9	36,740.8
Revenues	School Facilities Board	67,521.4	67,521.9	67,521.4
	Sources Total	84,171.7	93,747.8	104,262.2
Uses				
Non-Appropriated Expenditures	School Facilities Board	57,945.8	57,007.0	64,904.4
	Uses Total	57,945.8	57,007.0	64,904.4
	School Facilities Revenue Bond Debt Service Fund Ending Balance	26,225.9	36,740.8	39,357.8

Fund Balances and Description Table for All Non-General Funds

Fund Number 5020 School Facilities Revenue Bond Debt Fund

Link To Flow Chart

A.R.S. § 15-2084

This duplicate fund was erroneously created to house the monies used to pay debt service on the \$800 million School Improvement revenue bonds and the Qualified Zone Academy Bonds. Fund 5010 is the true active fund, however, since fund 5010 was mislabeled ("School Facilities Revenue Bond" versus "School Improvement Revenue Bond"), the State Treasurer does not recognize that fund as the true debt service account. Session law required that the Treasurer move interest income from the debt service fund to the General Fund. Therefore, the State Treasurer required the School Facilities Board to move the interest earnings from fund 5010 to 5020 so that the transfer could occur. This is the only purpose for this fund.

	FY 2013	FY 2014	FY 2015
Sources			
Beginning Balance	0.3	0.3	0.3
Sources Total	0.3	0.3	0.3
Uses			
Uses Total	0.0	0.0	0.0
School Facilities Revenue Bond Debt Fund Ending Balance	0.3	0.3	0.3

Fund Number 5030 State School Trust Revenue Bond Debt Service Fund

Link To Flow Chart

A.R.S. § 37-521

Revenues consist of monies credited to the fund from the Treasurer's Office and the State Land Department and are used to pay the debt service on State School Trust Revenue bonds.

	FY 2013	FY 2014	FY 2015
Sources			
Beginning Balance	10,784.7	12,519.9	14,254.2
Revenues	School Facilities Board 25,982.9	25,982.9	25,982.9
Sources Total	36,767.6	38,502.8	40,237.1
Uses			
Non-Appropriated Expenditures	School Facilities Board 24,247.7	24,248.6	23,292.3
Uses Total	24,247.7	24,248.6	23,292.3
State School Trust Revenue Bond Debt Service Fund Ending Balance	12,519.9	14,254.2	16,944.8

Fund Balances and Description Table for All Non-General Funds

Fund Number 5040 **2010A Lottery Revenue Bond Debt Service**

Link To Flow Chart

A.R.S. § 5-534

Revenues from the proceeds of state lottery revenue bonds are transferred from the General Fund to pay obligations on the bonds.

		<u>FY 2013</u>	<u>FY 2014</u>	<u>FY 2015</u>
Sources				
Beginning Balance		3,750.5	3,750.5	3,750.5
Revenues	Arizona Department of Administration	37,500.1	37,499.7	37,499.3
	Sources Total	41,250.6	41,250.2	41,249.8
Uses				
Non-Appropriated Expenditures	Arizona Department of Administration	37,500.1	37,499.7	37,499.7
	Uses Total	37,500.1	37,499.7	37,499.7
	2010A Lottery Revenue Bond Debt Service Ending Balance	3,750.5	3,750.5	3,750.1

Fund Number 7000 **Indirect Cost Fund**

Link To Flow Chart

A.R.S. § 49-115

Revenues in the fund consist of receipts generated from assessment to other appropriated, non-appropriated (and federal funds in fund # 9000) to cover general administrative costs and overhead necessary to be incurred by the Department of Environment Quality while carrying out the programs paying assessments into the fund. Subject to legislative appropriation, the fund covers administrative personnel and overhead costs that are not directly allocated to the budget of the contributing programs.

		<u>FY 2013</u>	<u>FY 2014</u>	<u>FY 2015</u>
Sources				
Beginning Balance		2,034.8	4,787.9	5,188.7
Revenues	Department of Environmental Quality	13,739.6	13,803.0	13,803.0
	Sources Total	15,774.4	18,590.9	18,991.7
Uses				
Operating Expenditures/Appropriations	Department of Environmental Quality	10,951.9	13,308.5	13,308.5
Administrative Adjustments	Department of Environmental Quality	34.6	0.0	0.0
Rent Management Adjustment	Department of Environmental Quality	0.0	0.0	15.3
Legislative Fund Transfers	Department of Environmental Quality	0.0	93.7	0.0
HR Prorata Rate Change	Department of Environmental Quality	0.0	0.0	1.3
Retirement Adjustment	Department of Environmental Quality	0.0	0.0	3.2
	Uses Total	10,986.5	13,402.2	13,328.3
	Indirect Cost Fund Ending Balance	4,787.9	5,188.7	5,663.4

Fund Balances and Description Table for All Non-General Funds

Fund Number 7510

Unemployment Insurance Benefits Fund

[Link To Flow Chart](#)

A.R.S. § 23-769

The Unemployment Compensation Fund shall consist of:

1. Contributions and payments in lieu of contributions collected pursuant to this chapter.
2. Interest earned upon monies in the fund.
3. Property or securities acquired through the use of monies belonging to the fund and all earnings of such property and securities.
4. All monies credited to this state's account in the unemployment trust fund pursuant to section 903 of the social security act, as amended.
5. Other monies received for the fund from any other source.

All monies in the unemployment compensation fund shall be commingled and undivided. Unemployment Benefits are paid to individuals who have lost employment through no fault of their own and are actively seeking employment.

		FY 2013	FY 2014	FY 2015
Sources				
Beginning Balance		(240,730.3)	(184,451.4)	(51,269.8)
Revenues	Department of Economic Security	445,939.8	667,181.6	476,700.0
	Sources Total	205,209.5	482,730.2	425,430.2
Uses				
Non-Appropriated Expenditures	Department of Economic Security	389,660.9	534,000.0	291,600.0
	Uses Total	389,660.9	534,000.0	291,600.0
	Unemployment Insurance Benefits Fund Ending Balance	(184,451.4)	(51,269.8)	133,830.2

Note: The Department exhausted all remaining UI Trust Fund monies during fiscal year 2010 and began to borrow from U.S. Department of Labor (DOL) in order to continue to pay benefits. A provision in the American Reinvestment and Recovery Act of 2009 allowed states to borrow funds from DOL interest free through December 31, 2010. However, after this date the state began incurring interest charges. Regular UI Trust Fund tax earnings cannot be used to pay the interest costs.

As of August 28, 2013, Arizona has borrowed a total of approximately \$1.8 billion since March of 2010, of which just over \$1.6 billion has been repaid. Borrowing will continue until the Trust Fund returns to solvency sometime during fiscal year 2014.

A portion of the benefits paid in fiscal years 2013 and 2014 will come from the UI Special Assessment Fund. Please see Fund 2558 for further detail.

The Department is projecting to deposit \$200 million to the state's Unemployment Trust Fund Account in fiscal year 2014 through the issuance of Unemployment Insurance Tax Anticipation Notes. Repayment will occur on the maturity dates of May 6, 2014 and May 21, 2014 of fiscal year 2014.

Fund Balances and Description Table for All Non-General Funds

Fund Number 8900ASA Indirect Cost Recovery Fund

Link To Flow Chart

A.R.S. § 35-142

Revenue from non-federal research grants to be used for overhead and other indirect costs associated with state level administration of the non-federal research grant programs.

			<u>FY 2013</u>	<u>FY 2014</u>	<u>FY 2015</u>
Sources					
Beginning Balance			17,353.4	9,464.5	136.9
Revenues	ASU - Tempe		5,557.3	5,584.1	8,947.0
		Sources Total	22,910.7	15,048.6	9,083.9
Uses					
Non-Appropriated Expenditures	ASU - Tempe		13,446.2	14,911.7	8,847.4
		Uses Total	13,446.2	14,911.7	8,847.4
		Indirect Cost Recovery Fund Ending Balance	9,464.5	136.9	236.5

Fund Number 8900AWA Indirect Cost Recovery Fund

Link To Flow Chart

A.R.S. § 35-142

Revenue from non-federal research grants to be used for overhead and other indirect costs associated with state level administration of the non-federal research grant programs.

			<u>FY 2013</u>	<u>FY 2014</u>	<u>FY 2015</u>
Sources					
Beginning Balance			0.0	0.0	0.0
Revenues	ASU - West		158.1	158.8	169.0
		Sources Total	158.1	158.8	169.0
Uses					
Non-Appropriated Expenditures	ASU - West		158.1	158.8	169.0
		Uses Total	158.1	158.8	169.0
		Indirect Cost Recovery Fund Ending Balance	0.0	0.0	0.0

Fund Balances and Description Table for All Non-General Funds

Fund Number 8900AXA Indirect Cost Recovery Fund

Link To Flow Chart

A.R.S. § 35-142

Revenue from non-federal research grants to be used for overhead and other indirect costs associated with state level administration of the non-federal research grant programs.

			<u>FY 2013</u>	<u>FY 2014</u>	<u>FY 2015</u>
Sources					
Beginning Balance			0.0	0.0	0.0
Revenues	ASU - Polytechnic		151.0	151.7	162.0
		Sources Total	151.0	151.7	162.0
Uses					
Non-Appropriated Expenditures	ASU - Polytechnic		151.0	151.7	162.0
		Uses Total	151.0	151.7	162.0
		Indirect Cost Recovery Fund Ending Balance	0.0	0.0	0.0

Fund Number 8900BRA ABOR Local Fund

Link To Flow Chart

A.R.S. § 35-142

The fund consists of revenues from universities and the state, which are used for the general operation of the Board.

			<u>FY 2013</u>	<u>FY 2014</u>	<u>FY 2015</u>
Sources					
Beginning Balance			2,435.1	2,458.3	240.9
Revenues	Arizona Board of Regents		3,979.1	3,979.1	3,981.7
		Sources Total	6,414.2	6,437.4	4,222.6
Uses					
Non-Appropriated Expenditures	Arizona Board of Regents		3,955.9	6,196.5	4,220.0
Retirement Adjustment	Arizona Board of Regents		0.0	0.0	2.6
		Uses Total	3,955.9	6,196.5	4,222.6
		ABOR Local Fund Ending Balance	2,458.3	240.9	0.0

Fund Balances and Description Table for All Non-General Funds

Fund Number 8900NAA Indirect Cost Recovery Fund

Link To Flow Chart

A.R.S. § 35-142

Revenue from non-federal research grants to be used for overhead and other indirect costs associated with state level administration of the non-federal research grant programs.

		<u>FY 2013</u>	<u>FY 2014</u>	<u>FY 2015</u>
Sources				
Beginning Balance		2,644.5	3,832.0	4,268.4
	Sources Total	2,644.5	3,832.0	4,268.4
Uses				
Non-Appropriated Expenditures	Northern Arizona University	(1,187.5)	(436.4)	(429.9)
	Uses Total	(1,187.5)	(436.4)	(429.9)
	Indirect Cost Recovery Fund Ending Balance	3,832.0	4,268.4	4,698.3

Fund Number 8900UAA Indirect Cost Recovery Fund

Link To Flow Chart

A.R.S. § 35-142

Revenue from non-federal research grants to be used for overhead and other indirect costs associated with state level administration of the non-federal research grant programs.

		<u>FY 2013</u>	<u>FY 2014</u>	<u>FY 2015</u>
Sources				
Beginning Balance		0.0	0.0	0.0
Revenues	University of Arizona - Main Campus	8,613.1	8,613.1	8,613.1
	Sources Total	8,613.1	8,613.1	8,613.1
Uses				
Non-Appropriated Expenditures	University of Arizona - Main Campus	8,613.1	8,613.1	8,613.1
	Uses Total	8,613.1	8,613.1	8,613.1
	Indirect Cost Recovery Fund Ending Balance	0.0	0.0	0.0

Fund Balances and Description Table for All Non-General Funds

Fund Number 8900UHA Indirect Cost Recovery Fund

Link To Flow Chart

A.R.S. § 35-142

Revenue from non-federal research grants to be used for overhead and other indirect costs associated with state level administration of the non-federal research grant programs.

		FY 2013	FY 2014	FY 2015
Sources				
Beginning Balance		0.0	0.0	0.0
Revenues	University of Arizona - Health Sciences Center	2,319.2	2,319.2	2,319.2
	Sources Total	2,319.2	2,319.2	2,319.2
Uses				
Non-Appropriated Expenditures	University of Arizona - Health Sciences Center	2,319.2	2,319.2	2,319.2
	Uses Total	2,319.2	2,319.2	2,319.2
Indirect Cost Recovery Fund Ending Balance		0.0	0.0	0.0

Fund Number 8901ASA Loan Fund

Link To Flow Chart

A.R.S. § 35-142

Revenue received from interest on federal student loans from federal loan forgiveness programs. The federal government provides approximately 95% of loan funding. The amounts displayed do not include an administrative allowance, which is reflected in another fund.

		FY 2013	FY 2014	FY 2015
Sources				
Beginning Balance		108.4	235.5	235.5
Revenues	ASU - Tempe	315.4	0.0	0.0
	Sources Total	423.8	235.5	235.5
Uses				
Non-Appropriated Expenditures	ASU - Tempe	188.3	0.0	0.0
	Uses Total	188.3	0.0	0.0
Loan Fund Ending Balance		235.5	235.5	235.5

Fund Balances and Description Table for All Non-General Funds

Fund Number 8901NAA Loan Fund

Link To Flow Chart

A.R.S. § 35-142

Revenue received from interest on federal student loans from federal loan forgiveness programs. The federal government provides approximately 95% of loan funding. The amounts displayed do not include an administrative allowance, which is reflected in another fund.

		FY 2013	FY 2014	FY 2015
Sources				
Beginning Balance		25,747.4	28,708.3	30,221.1
Revenues	Northern Arizona University	3,230.1	1,786.8	2,096.8
	Sources Total	28,977.5	30,495.1	32,317.9
Uses				
Non-Appropriated Expenditures	Northern Arizona University	269.2	274.0	282.0
	Uses Total	269.2	274.0	282.0
	Loan Fund Ending Balance	28,708.3	30,221.1	32,035.9

Fund Number 8901UAA Loan Fund

Link To Flow Chart

A.R.S. § 35-142

Revenue received from interest on federal student loans from federal loan forgiveness programs. The federal government provides approximately 95% of loan funding. The amounts displayed do not include an administrative allowance, which is reflected in another fund.

		FY 2013	FY 2014	FY 2015
Sources				
Beginning Balance		20,336.7	21,288.1	22,244.4
Revenues	University of Arizona - Main Campus	1,905.6	1,941.9	1,955.7
	Sources Total	22,242.3	23,230.0	24,200.1
Uses				
Non-Appropriated Expenditures	University of Arizona - Main Campus	954.2	985.6	995.5
	Uses Total	954.2	985.6	995.5
	Loan Fund Ending Balance	21,288.1	22,244.4	23,204.6

Fund Balances and Description Table for All Non-General Funds

Fund Number 8902ASA Federal Indirect Cost Recovery Fund

Link To Flow Chart

A.R.S. § 35-142

Revenue from federal grants to be used for overhead and other indirect costs associated with state level administration of the federal programs.

			FY 2013	FY 2014	FY 2015
Sources					
Beginning Balance			0.0	0.0	0.0
Revenues	ASU - Tempe		53,592.7	53,850.4	54,351.0
		Sources Total	53,592.7	53,850.4	54,351.0
Uses					
Non-Appropriated Expenditures	ASU - Tempe		53,592.7	53,850.4	54,351.0
		Uses Total	53,592.7	53,850.4	54,351.0
		Federal Indirect Cost Recovery Fund Ending Balance	0.0	0.0	0.0

Fund Number 8902AWA Federal Indirect Cost Recovery Fund

Link To Flow Chart

A.R.S. § 35-142

Revenue from federal grants to be used for overhead and other indirect costs associated with state level administration of the federal programs.

			FY 2013	FY 2014	FY 2015
Sources					
Beginning Balance			0.0	0.0	0.0
Revenues	ASU - West		1,524.5	1,531.9	1,631.0
		Sources Total	1,524.5	1,531.9	1,631.0
Uses					
Non-Appropriated Expenditures	ASU - West		1,524.5	1,531.9	1,631.0
		Uses Total	1,524.5	1,531.9	1,631.0
		Federal Indirect Cost Recovery Fund Ending Balance	0.0	0.0	0.0

Fund Balances and Description Table for All Non-General Funds

Fund Number 8902AXA Federal Indirect Cost Recovery Fund

Link To Flow Chart

A.R.S. § 35-142

Revenue from federal grants to be used for overhead and other indirect costs associated with state level administration of the federal programs.

			<u>FY 2013</u>	<u>FY 2014</u>	<u>FY 2015</u>
Sources					
Beginning Balance			0.0	0.0	0.0
Revenues	ASU - Polytechnic		1,455.8	1,462.8	1,558.0
		Sources Total	1,455.8	1,462.8	1,558.0
Uses					
Non-Appropriated Expenditures	ASU - Polytechnic		1,455.8	1,462.8	1,558.0
		Uses Total	1,455.8	1,462.8	1,558.0
		Federal Indirect Cost Recovery Fund Ending Balance	0.0	0.0	0.0

Fund Number 8902NAA Federal Indirect Cost Recovery Fund

Link To Flow Chart

A.R.S. § 35-142

Revenue from federal grants to be used for overhead and other indirect costs associated with state level administration of the federal programs.

			<u>FY 2013</u>	<u>FY 2014</u>	<u>FY 2015</u>
Sources					
Beginning Balance			6,199.9	6,524.6	6,524.6
		Sources Total	6,199.9	6,524.6	6,524.6
Uses					
Non-Appropriated Expenditures	Northern Arizona University		(324.7)	0.0	0.0
		Uses Total	(324.7)	0.0	0.0
		Federal Indirect Cost Recovery Fund Ending Balance	6,524.6	6,524.6	6,524.6

Fund Balances and Description Table for All Non-General Funds

Fund Number 8902UAA Federal Indirect Cost Recovery Fund

Link To Flow Chart

A.R.S. § 35-142

Revenue from federal grants to be used for overhead and other indirect costs associated with state level administration of the federal programs.

		FY 2013	FY 2014	FY 2015
Sources				
Beginning Balance		0.0	0.0	0.0
Revenues	University of Arizona - Main Campus	50,842.5	50,842.5	50,842.5
	Sources Total	50,842.5	50,842.5	50,842.5
Uses				
Non-Appropriated Expenditures	University of Arizona - Main Campus	50,842.5	50,842.5	50,842.5
	Uses Total	50,842.5	50,842.5	50,842.5
	Federal Indirect Cost Recovery Fund Ending Balance	0.0	0.0	0.0

Fund Number 8902UHA Federal Indirect Cost Recovery Fund

Link To Flow Chart

A.R.S. § 35-142

Revenue from federal grants to be used for overhead and other indirect costs associated with state level administration of the federal programs.

		FY 2013	FY 2014	FY 2015
Sources				
Beginning Balance		0.0	0.0	0.0
Revenues	University of Arizona - Health Sciences Center	24,546.8	24,546.8	24,546.8
	Sources Total	24,546.8	24,546.8	24,546.8
Uses				
Non-Appropriated Expenditures	University of Arizona - Health Sciences Center	24,546.8	24,546.8	24,546.8
	Uses Total	24,546.8	24,546.8	24,546.8
	Federal Indirect Cost Recovery Fund Ending Balance	0.0	0.0	0.0

Fund Balances and Description Table for All Non-General Funds

Fund Number 8903ASA Federal Grants Fund

Link To Flow Chart

A.R.S. § 35-142

Fund receives revenue from various federal grants and contracts. Monies are expended as specified by the federal statutes authorizing the grants and contracts.

		FY 2013	FY 2014	FY 2015
Sources				
Beginning Balance		0.2	0.2	0.2
Revenues	ASU - Tempe	266,464.4	278,808.6	288,078.0
	Sources Total	266,464.6	278,808.8	288,078.2
Uses				
Non-Appropriated Expenditures	ASU - Tempe	266,464.4	278,808.6	288,067.8
	Uses Total	266,464.4	278,808.6	288,067.8
	Federal Grants Fund Ending Balance	0.2	0.2	10.4

Fund Number 8903AWA Federal Grants Fund

Link To Flow Chart

A.R.S. § 35-142

Fund receives revenue from various federal grants and contracts. Monies are expended as specified by the federal statutes authorizing the grants and contracts.

		FY 2013	FY 2014	FY 2015
Sources				
Beginning Balance		0.0	0.0	0.0
Revenues	ASU - West	11,421.8	12,599.1	13,016.0
	Sources Total	11,421.8	12,599.1	13,016.0
Uses				
Non-Appropriated Expenditures	ASU - West	11,421.8	12,599.1	13,015.9
	Uses Total	11,421.8	12,599.1	13,015.9
	Federal Grants Fund Ending Balance	0.0	0.0	0.1

Fund Balances and Description Table for All Non-General Funds

Fund Number 8903AXA Federal Grants Fund

Link To Flow Chart

A.R.S. § 35-142

Fund receives revenue from various federal grants and contracts. Monies are expended as specified by the federal statutes authorizing the grants and contracts.

		FY 2013	FY 2014	FY 2015
Sources				
Beginning Balance		0.1	0.1	0.1
Revenues	ASU - Polytechnic	5,000.7	5,702.0	5,885.0
	Sources Total	5,000.8	5,702.1	5,885.1
Uses				
Non-Appropriated Expenditures	ASU - Polytechnic	5,000.7	5,702.0	5,885.0
	Uses Total	5,000.7	5,702.0	5,885.0
	Federal Grants Fund Ending Balance	0.1	0.1	0.1

Fund Number 8903NAA Federal Grants Fund

Link To Flow Chart

A.R.S. § 35-142

Fund receives revenue from various federal grants and contracts. Monies are expended as specified by the federal statutes authorizing the grants and contracts.

		FY 2013	FY 2014	FY 2015
Sources				
Beginning Balance		0.0	0.0	0.0
Revenues	Northern Arizona University	73,444.8	73,851.5	74,589.8
	Sources Total	73,444.8	73,851.5	74,589.8
Uses				
Non-Appropriated Expenditures	Northern Arizona University	73,444.8	73,851.5	74,589.8
	Uses Total	73,444.8	73,851.5	74,589.8
	Federal Grants Fund Ending Balance	0.0	0.0	0.0

Fund Balances and Description Table for All Non-General Funds

Fund Number 8903UAA Federal Grants Fund

Link To Flow Chart

A.R.S. § 35-142

Fund receives revenue from various federal grants and contracts. Monies are expended as specified by the federal statutes authorizing the grants and contracts.

		FY 2013	FY 2014	FY 2015
Sources				
Beginning Balance		(18,172.4)	36,838.7	21,917.4
Revenues	University of Arizona - Main Campus	281,705.6	223,339.3	235,212.7
	Sources Total	263,533.2	260,178.0	257,130.1
Uses				
Non-Appropriated Expenditures	University of Arizona - Main Campus	226,694.5	238,260.6	240,642.9
	Uses Total	226,694.5	238,260.6	240,642.9
	Federal Grants Fund Ending Balance	36,838.7	21,917.4	16,487.2

Note: The FY 2013 beginning balance does not include reimbursement revenue received in FY 2013 to cover the FY 2012 negative balance.

Fund Number 8903UHA Federal Grants Fund

Link To Flow Chart

A.R.S. § 35-142

Fund receives revenue from various federal grants and contracts. Monies are expended as specified by the federal statutes authorizing the grants and contracts.

		FY 2013	FY 2014	FY 2015
Sources				
Beginning Balance		(8,550.5)	22,497.3	33,650.1
Revenues	University of Arizona - Health Sciences Center	118,620.6	105,992.7	129,182.7
	Sources Total	110,070.1	128,490.0	162,832.8
Uses				
Non-Appropriated Expenditures	University of Arizona - Health Sciences Center	87,572.8	94,839.9	98,200.4
	Uses Total	87,572.8	94,839.9	98,200.4
	Federal Grants Fund Ending Balance	22,497.3	33,650.1	64,632.4

Note: The FY 2013 beginning balance does not include reimbursement revenue received in FY 2013 to cover the FY 2012 negative balance.

Fund Balances and Description Table for All Non-General Funds

Fund Number 8904ASA Endowment and Life Income Fund

Link To Flow Chart

Revenue received from the interest income on invested endowment and life gifts, a portion of AFAT trust student fees and a portion of university trust land earnings. Expenditures used to support endowment operations and compensate designated beneficiaries.

		FY 2013	FY 2014	FY 2015
Sources				
Beginning Balance		83,943.6	97,129.1	97,129.1
Revenues	ASU - Tempe	14,873.2	0.0	0.0
	Sources Total	98,816.8	97,129.1	97,129.1
Uses				
Non-Appropriated Expenditures	ASU - Tempe	1,687.7	0.0	0.0
	Uses Total	1,687.7	0.0	0.0
Endowment and Life Income Fund Ending Balance		97,129.1	97,129.1	97,129.1

Fund Number 8904AWA Endowment and Life Income Fund

Link To Flow Chart

A.R.S. § 35-142

Revenue received from the interest income on invested endowment and life gifts, a portion of AFAT trust student fees and a portion of university trust land earnings. Expenditures used to support endowment operations and compensate designated beneficiaries.

		FY 2013	FY 2014	FY 2015
Sources				
Beginning Balance		2,899.4	3,442.8	3,442.8
Revenues	ASU - West	598.5	0.0	0.0
	Sources Total	3,497.9	3,442.8	3,442.8
Uses				
Non-Appropriated Expenditures	ASU - West	55.1	0.0	0.0
	Uses Total	55.1	0.0	0.0
Endowment and Life Income Fund Ending Balance		3,442.8	3,442.8	3,442.8

Fund Balances and Description Table for All Non-General Funds

Fund Number 8904AXA Endowment and Life Income Fund

Link To Flow Chart

A.R.S. § 35-142

Revenue received from the interest income on invested endowment and life gifts, a portion of AFAT trust student fees and a portion of university trust land earnings. Expenditures used to support endowment operations and compensate designated beneficiaries.

		FY 2013	FY 2014	FY 2015
Sources				
Beginning Balance		1,229.5	1,545.3	1,545.3
Revenues	ASU - Polytechnic	336.0	0.0	0.0
Sources Total		1,565.5	1,545.3	1,545.3
Uses				
Non-Appropriated Expenditures	ASU - Polytechnic	20.2	0.0	0.0
Uses Total		20.2	0.0	0.0
Endowment and Life Income Fund Ending Balance		1,545.3	1,545.3	1,545.3

Fund Number 8904UAA Endowment and Life Income Fund

Link To Flow Chart

A.R.S. § 35-142

Revenue received from the interest income on invested endowment and life gifts, a portion of AFAT trust student fees and a portion of university trust land earnings. Expenditures used to support endowment operations and compensate designated beneficiaries.

		FY 2013	FY 2014	FY 2015
Sources				
Beginning Balance		136,900.9	144,729.2	153,255.3
Revenues	University of Arizona - Main Campus	9,157.5	9,881.6	9,980.6
Sources Total		146,058.4	154,610.8	163,235.9
Uses				
Non-Appropriated Expenditures	University of Arizona - Main Campus	1,329.2	1,355.5	1,369.2
Uses Total		1,329.2	1,355.5	1,369.2
Endowment and Life Income Fund Ending Balance		144,729.2	153,255.3	161,866.7

Fund Balances and Description Table for All Non-General Funds

Fund Number 8904UHA Endowment and Life Income Fund

Link To Flow Chart

A.R.S. § 35-142

Revenue received from the interest income on invested endowment and life gifts, a portion of AFAT trust student fees and a portion of university trust land earnings. Expenditures used to support endowment operations and compensate designated beneficiaries.

		FY 2013	FY 2014	FY 2015
Sources				
Beginning Balance		59,522.8	64,303.4	69,179.6
Revenues	University of Arizona - Health Sciences Center	3,331.5	3,398.1	3,606.4
	Sources Total	62,854.3	67,701.5	72,786.0
Uses				
Non-Appropriated Expenditures	University of Arizona - Health Sciences Center	(1,449.1)	(1,478.1)	(1,492.8)
	Uses Total	(1,449.1)	(1,478.1)	(1,492.8)
Endowment and Life Income Fund Ending Balance		64,303.4	69,179.6	74,278.8

Fund Number 8905ASA Designated Funds

Link To Flow Chart

A.R.S. § 35-142

Revenue from retained tuition and fees, student aid administrative allowances and unrestricted gifts and grants. Expenditure of monies for student financial aid administration, debt service on university bonds, and summer and winter session administration.

		FY 2013	FY 2014	FY 2015
Sources				
Beginning Balance		39,202.5	77,105.7	99,417.0
Revenues	ASU - Tempe	502,150.7	531,575.4	598,933.8
	Sources Total	541,353.2	608,681.1	698,350.8
Uses				
Non-Appropriated Expenditures	ASU - Tempe	464,247.5	509,264.1	576,338.8
	Uses Total	464,247.5	509,264.1	576,338.8
Designated Funds Ending Balance		77,105.7	99,417.0	122,012.0

Fund Balances and Description Table for All Non-General Funds

Fund Number 8905AWA Designated Funds

Link To Flow Chart

A.R.S. § 35-142

Revenue from retained tuition and fees, student aid administrative allowances and unrestricted gifts and grants. Expenditure of monies for student financial aid administration, debt service on university bonds, and summer and winter session administration.

		<u>FY 2013</u>	<u>FY 2014</u>	<u>FY 2015</u>
Sources				
Beginning Balance		4,795.0	4,863.7	3,918.4
Revenues	ASU - West	35,998.4	35,348.9	36,058.0
	Sources Total	40,793.4	40,212.6	39,976.4
Uses				
Non-Appropriated Expenditures	ASU - West	35,929.7	36,294.2	39,976.4
	Uses Total	35,929.7	36,294.2	39,976.4
	Designated Funds Ending Balance	4,863.7	3,918.4	0.0

Fund Number 8905AXA Designated Funds

Link To Flow Chart

A.R.S. § 35-142

Revenue from retained tuition and fees, student aid administrative allowances and unrestricted gifts and grants. Expenditure of monies for student financial aid administration, debt service on university bonds, and summer and winter session administration.

		<u>FY 2013</u>	<u>FY 2014</u>	<u>FY 2015</u>
Sources				
Beginning Balance		3,876.0	6,742.5	6,890.5
Revenues	ASU - Polytechnic	32,651.6	32,692.0	33,345.0
	Sources Total	36,527.6	39,434.5	40,235.5
Uses				
Non-Appropriated Expenditures	ASU - Polytechnic	29,785.1	32,544.0	33,840.2
	Uses Total	29,785.1	32,544.0	33,840.2
	Designated Funds Ending Balance	6,742.5	6,890.5	6,395.3

Fund Balances and Description Table for All Non-General Funds

Fund Number 8905NAA Designated Funds

Link To Flow Chart

A.R.S. § 35-142

Revenue from retained tuition and fees, student aid administrative allowances and unrestricted gifts and grants. Expenditure of monies for student financial aid administration, debt service on university bonds, and summer and winter session administration.

		<u>FY 2013</u>	<u>FY 2014</u>	<u>FY 2015</u>
Sources				
Beginning Balance		87,524.8	90,417.2	61,943.7
Revenues	Northern Arizona University	124,451.4	122,951.1	126,639.7
	Sources Total	211,976.2	213,368.3	188,583.4
Uses				
Non-Appropriated Expenditures	Northern Arizona University	121,559.0	151,424.6	143,586.7
	Uses Total	121,559.0	151,424.6	143,586.7
	Designated Funds Ending Balance	90,417.2	61,943.7	44,996.7

Fund Number 8905UAA Designated Funds

Link To Flow Chart

A.R.S. § 35-142

Revenue from retained tuition and fees, student aid administrative allowances and unrestricted gifts and grants. Expenditure of monies for student financial aid administration, debt service on university bonds, and summer and winter session administration.

		<u>FY 2013</u>	<u>FY 2014</u>	<u>FY 2015</u>
Sources				
Beginning Balance		218,926.4	184,477.0	151,565.7
Revenues	University of Arizona - Main Campus	532,952.3	543,611.4	549,047.6
	Sources Total	751,878.7	728,088.4	700,613.3
Uses				
Non-Appropriated Expenditures	University of Arizona - Main Campus	567,401.7	576,522.7	577,419.1
	Uses Total	567,401.7	576,522.7	577,419.1
	Designated Funds Ending Balance	184,477.0	151,565.7	123,194.2

Fund Balances and Description Table for All Non-General Funds

Fund Number 8905UHA Designated Funds

Link To Flow Chart

A.R.S. § 35-142

Revenue from retained tuition and fees, student aid administrative allowances and unrestricted gifts and grants. Expenditure of monies for student financial aid administration, debt service on university bonds, and summer and winter session administration.

		FY 2013	FY 2014	FY 2015
Sources				
Beginning Balance		46,037.2	124,836.7	136,720.9
Revenues	University of Arizona - Health Sciences Center	122,135.4	126,578.3	129,823.8
	Sources Total	168,172.6	251,415.0	266,544.7
Uses				
Non-Appropriated Expenditures	University of Arizona - Health Sciences Center	43,335.9	114,694.1	116,950.4
	Uses Total	43,335.9	114,694.1	116,950.4
	Designated Funds Ending Balance	124,836.7	136,720.9	149,594.3

Fund Number 8906ASA Auxiliary Funds Fund

Link To Flow Chart

A.R.S. § 35-142

Fund receives sales revenues from substantially self-supporting university services and monies are used to provide non-academic services to students, faculty and staff such as student housing, bookstores, student unions and athletics.

		FY 2013	FY 2014	FY 2015
Sources				
Beginning Balance		9,140.3	9,099.6	2,527.9
Revenues	ASU - Tempe	147,402.9	156,975.4	163,850.0
	Sources Total	156,543.2	166,075.0	166,377.9
Uses				
Non-Appropriated Expenditures	ASU - Tempe	147,443.6	163,547.1	165,186.2
	Uses Total	147,443.6	163,547.1	165,186.2
	Auxiliary Funds Fund Ending Balance	9,099.6	2,527.9	1,191.7

Fund Balances and Description Table for All Non-General Funds

Fund Number 8906AWA Auxiliary Funds Fund

Link To Flow Chart

A.R.S. § 35-142

Fund receives sales revenues from substantially self-supporting university services and monies are used to provide non-academic services to students, faculty and staff such as student housing, bookstores, student unions and athletics.

		FY 2013	FY 2014	FY 2015
Sources				
Beginning Balance		547.6	604.6	880.3
Revenues	ASU - West	178.3	421.5	424.0
	Sources Total	725.9	1,026.1	1,304.3
Uses				
Non-Appropriated Expenditures	ASU - West	121.3	145.8	151.1
	Uses Total	121.3	145.8	151.1
	Auxiliary Funds Fund Ending Balance	604.6	880.3	1,153.2

Fund Number 8906AXA Auxiliary Funds Fund

Link To Flow Chart

A.R.S. § 35-142

Fund receives sales revenues from substantially self-supporting university services and monies are used to provide non-academic services to students, faculty and staff such as student housing, bookstores, student unions and athletics.

		FY 2013	FY 2014	FY 2015
Sources				
Beginning Balance		737.2	896.0	2,151.3
Revenues	ASU - Polytechnic	344.5	1,431.7	1,445.0
	Sources Total	1,081.7	2,327.7	3,596.3
Uses				
Non-Appropriated Expenditures	ASU - Polytechnic	185.7	176.4	176.1
	Uses Total	185.7	176.4	176.1
	Auxiliary Funds Fund Ending Balance	896.0	2,151.3	3,420.2

Fund Balances and Description Table for All Non-General Funds

Fund Number 8906NAA Auxiliary Funds Fund

Link To Flow Chart

A.R.S. § 35-142

Fund receives sales revenues from substantially self-supporting university services and monies are used to provide non-academic services to students, faculty and staff such as student housing, bookstores, student unions and athletics.

		FY 2013	FY 2014	FY 2015
Sources				
Beginning Balance		18,998.5	13,972.7	10,344.3
Revenues	Northern Arizona University	67,991.3	65,508.8	67,000.0
	Sources Total	86,989.8	79,481.5	77,344.3
Uses				
Non-Appropriated Expenditures	Northern Arizona University	73,017.1	69,137.2	67,400.0
	Uses Total	73,017.1	69,137.2	67,400.0
	Auxiliary Funds Fund Ending Balance	13,972.7	10,344.3	9,944.3

Fund Number 8906UAA Auxiliary Funds Fund

Link To Flow Chart

A.R.S. § 35-142

Fund receives sales revenues from substantially self-supporting university services and monies are used to provide non-academic services to students, faculty and staff such as student housing, bookstores, student unions and athletics.

		FY 2013	FY 2014	FY 2015
Sources				
Beginning Balance		20,510.7	23,077.3	19,976.2
Revenues	University of Arizona - Main Campus	239,208.3	247,501.0	249,595.0
	Sources Total	259,719.0	270,578.3	269,571.2
Uses				
Non-Appropriated Expenditures	University of Arizona - Main Campus	236,641.7	250,602.1	250,956.8
	Uses Total	236,641.7	250,602.1	250,956.8
	Auxiliary Funds Fund Ending Balance	23,077.3	19,976.2	18,614.4

Fund Balances and Description Table for All Non-General Funds

Fund Number 8906UHA Auxiliary Funds Fund

Link To Flow Chart

A.R.S. § 35-142

Fund receives sales revenues from substantially self-supporting university services and monies are used to provide non-academic services to students, faculty and staff such as student housing, bookstores, student unions and athletics.

		<u>FY 2013</u>	<u>FY 2014</u>	<u>FY 2015</u>
Sources				
Beginning Balance		1,482.1	1,110.1	582.1
Revenues	University of Arizona - Health Sciences Center	10,140.4	12,975.3	13,534.1
	Sources Total	11,622.5	14,085.4	14,116.2
Uses				
Non-Appropriated Expenditures	University of Arizona - Health Sciences Center	10,512.4	13,503.3	13,601.0
	Uses Total	10,512.4	13,503.3	13,601.0
	Auxiliary Funds Fund Ending Balance	1,110.1	582.1	515.2

Fund Number 8907ASA Restricted Funds Fund

Link To Flow Chart

A.R.S. § 35-142

Fund receives monies from private and non-federal grants, including non-appropriated Prop 301 TRIF grants in addition to a portion of AFAT student fees. Funds expended to support specific operating and research purposes as specified by granting or donating agencies.

		<u>FY 2013</u>	<u>FY 2014</u>	<u>FY 2015</u>
Sources				
Beginning Balance		9,462.0	16,625.2	10,200.1
Revenues	ASU - Tempe	119,059.4	125,243.2	129,411.0
	Sources Total	128,521.4	141,868.4	139,611.1
Uses				
Non-Appropriated Expenditures	ASU - Tempe	111,896.2	131,668.3	136,008.5
	Uses Total	111,896.2	131,668.3	136,008.5
	Restricted Funds Fund Ending Balance	16,625.2	10,200.1	3,602.6

Fund Balances and Description Table for All Non-General Funds

Fund Number 8907AWA Restricted Funds Fund

Link To Flow Chart

A.R.S. § 35-142

Fund receives monies from private and non-federal grants, including non-appropriated Prop 301 TRIF grants in addition to a portion of AFAT student fees. Funds expended to support specific operating and research purposes as specified by granting or donating agencies.

		FY 2013	FY 2014	FY 2015
Sources				
Beginning Balance		4,635.1	3,500.2	2,371.4
Revenues	ASU - West	4,337.1	5,857.6	6,052.0
Sources Total		8,972.2	9,357.8	8,423.4
Uses				
Non-Appropriated Expenditures	ASU - West	5,472.0	6,986.4	7,217.9
Uses Total		5,472.0	6,986.4	7,217.9
Restricted Funds Fund Ending Balance		3,500.2	2,371.4	1,205.5

Fund Number 8907AXA Restricted Funds Fund

Link To Flow Chart

A.R.S. § 35-142

Fund receives monies from private and non-federal grants, including non-appropriated Prop 301 TRIF grants in addition to a portion of AFAT student fees. Funds expended to support specific operating and research purposes as specified by granting or donating agencies.

		FY 2013	FY 2014	FY 2015
Sources				
Beginning Balance		1,849.1	1,830.5	2,239.9
Revenues	ASU - Polytechnic	3,288.8	3,727.0	3,852.0
Sources Total		5,137.9	5,557.5	6,091.9
Uses				
Non-Appropriated Expenditures	ASU - Polytechnic	3,307.4	3,317.6	3,422.0
Uses Total		3,307.4	3,317.6	3,422.0
Restricted Funds Fund Ending Balance		1,830.5	2,239.9	2,669.9

Fund Balances and Description Table for All Non-General Funds

Fund Number 8907NAA Restricted Funds Fund

Link To Flow Chart

A.R.S. § 35-142

Fund receives monies from private and non-federal grants, including non-appropriated Prop 301 TRIF grants in addition to a portion of AFAT student fees. Funds expended to support specific operating and research purposes as specified by granting or donating agencies.

		FY 2013	FY 2014	FY 2015
Sources				
Beginning Balance		12,075.4	12,143.4	10,143.4
Revenues	Northern Arizona University	20,575.0	20,830.6	20,988.4
	Sources Total	32,650.4	32,974.0	31,131.8
Uses				
Non-Appropriated Expenditures	Northern Arizona University	20,507.0	22,830.6	22,988.4
	Uses Total	20,507.0	22,830.6	22,988.4
	Restricted Funds Fund Ending Balance	12,143.4	10,143.4	8,143.4

Fund Number 8907UAA Restricted Funds Fund

Link To Flow Chart

A.R.S. § 35-142

Fund receives monies from private and non-federal grants, including non-appropriated Prop 301 TRIF grants in addition to a portion of AFAT student fees. Funds expended to support specific operating and research purposes as specified by granting or donating agencies.

		FY 2013	FY 2014	FY 2015
Sources				
Beginning Balance		46,689.7	(7,436.4)	1,872.5
Revenues	University of Arizona - Main Campus	99,292.5	166,467.3	159,086.6
	Sources Total	145,982.2	159,030.9	160,959.1
Uses				
Non-Appropriated Expenditures	University of Arizona - Main Campus	153,418.6	157,158.4	158,728.3
	Uses Total	153,418.6	157,158.4	158,728.3
	Restricted Funds Fund Ending Balance	(7,436.4)	1,872.5	2,230.8

Note: The negative fund balance at the end of FY 2013 is due to an accounting adjustment to record deferred revenues. That adjustment is recorded as an accrual adjustment, for all Restricted funds, in this fund.

Fund Balances and Description Table for All Non-General Funds

Fund Number 8907UHA Restricted Funds Fund

Link To Flow Chart

A.R.S. § 35-142

Fund receives monies from private and non-federal grants, including non-appropriated Prop 301 TRIF grants in addition to a portion of AFAT student fees. Funds expended to support specific operating and research purposes as specified by granting or donating agencies.

		FY 2013	FY 2014	FY 2015
Sources				
Beginning Balance		29,804.4	(2,082.9)	1,684.2
Revenues	University of Arizona - Health Sciences Center	72,481.9	109,369.1	117,052.4
	Sources Total	102,286.3	107,286.2	118,736.6
Uses				
Non-Appropriated Expenditures	University of Arizona - Health Sciences Center	104,369.2	105,602.0	115,779.0
	Uses Total	104,369.2	105,602.0	115,779.0
	Restricted Funds Fund Ending Balance	(2,082.9)	1,684.2	2,957.6

Note: The negative fund balance at the end of FY 2013 is due to an accounting adjustment to record deferred revenues. That adjustment is recorded as an accrual adjustment, for all Restricted funds, in this fund.

Fund Number 9000AGA Indirect Cost Recovery Fund

Link To Flow Chart

A.R.S. § 35-142

A clearing account used for the payment of administrative expenditures not directly attributable to any one program, but associated with federal grant monies and other non-appropriated funds.

		FY 2013	FY 2014	FY 2015
Sources				
Beginning Balance		5,552.5	5,701.8	5,371.7
Revenues	Attorney General - Department of Law	2,370.8	2,503.5	2,503.5
	Sources Total	7,923.3	8,205.3	7,875.2
Uses				
Non-Appropriated Expenditures	Attorney General - Department of Law	2,221.5	2,817.4	2,817.4
Rent Management Adjustment	Attorney General - Department of Law	0.0	0.0	13.2
Legislative Fund Transfers	Attorney General - Department of Law	0.0	16.2	0.0
HR Prorata Rate Change	Attorney General - Department of Law	0.0	0.0	0.3
Retirement Adjustment	Attorney General - Department of Law	0.0	0.0	(2.4)
	Uses Total	2,221.5	2,833.6	2,828.6
	Indirect Cost Recovery Fund Ending Balance	5,701.8	5,371.7	5,046.6

Fund Balances and Description Table for All Non-General Funds

Fund Number 9000AHA Indirect Cost Recovery Fund

Link To Flow Chart

A.R.S. § 35-142

A clearing account used for the payment of administrative expenditures not directly attributable to any one program, but associated with federal grant monies and other non-appropriated funds.

		FY 2013	FY 2014	FY 2015
Sources				
Beginning Balance		325.5	366.9	344.0
Revenues	Arizona Department of Agriculture	140.0	124.0	124.0
Sources Total		465.5	490.9	468.0
Uses				
Non-Appropriated Expenditures	Arizona Department of Agriculture	98.6	146.9	146.9
Rent Management Adjustment	Arizona Department of Agriculture	0.0	0.0	8.5
Uses Total		98.6	146.9	155.4
Indirect Cost Recovery Fund Ending Balance		366.9	344.0	312.6

Fund Number 9000CCA Indirect Cost Recovery Fund

Link To Flow Chart

A.R.S. § 35-142

A clearing account used for the payment of administrative expenditures not directly attributable to any one program, but associated with federal grant monies and other non-appropriated funds.

		FY 2013	FY 2014	FY 2015
Sources				
Beginning Balance		0.0	0.0	0.0
Revenues	Corporation Commission	0.0	250.0	120.0
Sources Total		0.0	250.0	120.0
Indirect Cost Recovery Fund Ending Balance		0.0	250.0	120.0

Fund Balances and Description Table for All Non-General Funds

Fund Number 9000DCA Indirect Cost Recovery Fund

Link To Flow Chart

A.R.S. § 35-142

A clearing account used for the payment of administrative expenditures not directly attributable to any one program, but associated with federal grant monies and other non-appropriated funds.

		FY 2013	FY 2014	FY 2015
Sources				
Beginning Balance		0.0	1,168.4	1,158.2
Revenues	Department of Corrections	567.9	527.7	527.7
Sources Total		567.9	1,696.1	1,685.9
Uses				
Non-Appropriated Expenditures	Department of Corrections	(600.5)	531.1	531.1
Legislative Fund Transfers	Department of Corrections	0.0	6.8	0.0
Uses Total		(600.5)	537.9	531.1
Indirect Cost Recovery Fund Ending Balance		1,168.4	1,158.2	1,154.8

Fund Number 9000DJA Indirect Cost Recovery Fund

Link To Flow Chart

A.R.S. § 35-142

A clearing account used for the payment of administrative expenditures not directly attributable to any one program, but associated with federal grant monies and other non-appropriated funds.

		FY 2013	FY 2014	FY 2015
Sources				
Beginning Balance		164.3	204.6	244.9
Revenues	Department of Juvenile Corrections	40.3	40.3	40.3
Sources Total		204.6	244.9	285.2
Uses				
Uses Total		0.0	0.0	0.0
Indirect Cost Recovery Fund Ending Balance		204.6	244.9	285.2

Fund Balances and Description Table for All Non-General Funds

Fund Number 9000EDA Indirect Cost Recovery Fund

Link To Flow Chart

A.R.S. § 35-142

A clearing account used for the payment of administrative expenditures not directly attributable to any one program, but associated with federal grant monies and other non-appropriated funds.

		FY 2013	FY 2014	FY 2015
Sources				
Beginning Balance		1,406.4	1,445.3	611.6
Revenues	Department of Education	4,644.8	4,627.3	4,841.4
Sources Total		6,051.2	6,072.6	5,453.0
Uses				
Non-Appropriated Expenditures	Department of Education	4,605.9	5,424.7	5,407.7
Rent Management Adjustment	Department of Education	0.0	0.0	42.8
Legislative Fund Transfers	Department of Education	0.0	36.3	0.0
HR Prorata Rate Change	Department of Education	0.0	0.0	0.7
Retirement Adjustment	Department of Education	0.0	0.0	1.8
Uses Total		4,605.9	5,461.0	5,453.1
Indirect Cost Recovery Fund Ending Balance		1,445.3	611.6	0.0

Fund Number 9000GFA Indirect Cost Recovery Fund

Link To Flow Chart

A.R.S. § 35-142

A clearing account used for the payment of administrative expenditures not directly attributable to any one program, but associated with federal grant monies and other non-appropriated funds.

		FY 2013	FY 2014	FY 2015
Sources				
Beginning Balance		336.4	1,016.1	1,455.0
Revenues	Arizona Game & Fish Department	3,344.1	4,736.5	4,736.5
Sources Total		3,680.4	5,752.6	6,191.5
Uses				
Non-Appropriated Expenditures	Arizona Game & Fish Department	2,664.3	4,297.6	4,297.6
HR Prorata Rate Change	Arizona Game & Fish Department	0.0	0.0	0.2
Retirement Adjustment	Arizona Game & Fish Department	0.0	0.0	10.7
Uses Total		2,664.3	4,297.6	4,308.5
Indirect Cost Recovery Fund Ending Balance		1,016.1	1,455.0	1,883.0

Fund Balances and Description Table for All Non-General Funds

Fund Number 9000GSA Indirect Cost Recovery Fund

Link To Flow Chart

A.R.S. § 35-142

A clearing account used for the payment of administrative expenditures not directly attributable to any one program, but associated with federal grant monies and other non-appropriated funds.

		<u>FY 2013</u>	<u>FY 2014</u>	<u>FY 2015</u>
Sources				
Beginning Balance		8.2	46.6	42.7
Revenues	Arizona Geological Survey	626.2	806.1	248.5
	Sources Total	634.4	852.7	291.2
Uses				
Non-Appropriated Expenditures	Arizona Geological Survey	587.8	810.0	248.5
HR Prorata Rate Change	Arizona Geological Survey	0.0	0.0	0.1
Retirement Adjustment	Arizona Geological Survey	0.0	0.0	0.2
	Uses Total	587.8	810.0	248.8
Indirect Cost Recovery Fund Ending Balance		46.6	42.7	42.4

Fund Number 9000GVA Indirect Cost Recovery Fund

Link To Flow Chart

A.R.S. § 35-142

A clearing account used for the payment of administrative expenditures not directly attributable to any one program, but associated with federal grant monies and other non-appropriated funds.

		<u>FY 2013</u>	<u>FY 2014</u>	<u>FY 2015</u>
Sources				
Beginning Balance		2,803.1	3,585.8	3,569.1
Revenues	Office of the Governor	1,915.6	1,057.8	909.3
	Sources Total	4,718.7	4,643.6	4,478.4
Uses				
Non-Appropriated Expenditures	Office of the Governor	1,132.9	1,074.5	1,074.5
HR Prorata Rate Change	Office of the Governor	0.0	0.0	0.2
Retirement Adjustment	Office of the Governor	0.0	0.0	(0.9)
	Uses Total	1,132.9	1,074.5	1,073.7
Indirect Cost Recovery Fund Ending Balance		3,585.8	3,569.1	3,404.7

Fund Balances and Description Table for All Non-General Funds

Fund Number 9000MAA Indirect Cost Recovery Fund

Link To Flow Chart

A.R.S. § 35-142

A clearing account used for the payment of administrative expenditures not directly attributable to any one program, but associated with federal grant monies and other non-appropriated funds.

		FY 2013	FY 2014	FY 2015
Sources				
Beginning Balance		605.4	198.4	127.3
Revenues	Department of Emergency and Military Affairs	413.7	831.3	793.1
Sources Total		1,019.1	1,029.7	920.4
Uses				
Non-Appropriated Expenditures	Department of Emergency and Military Affairs	820.7	902.4	902.4
HR Prorata Rate Change	Department of Emergency and Military Affairs	0.0	0.0	0.2
Retirement Adjustment	Department of Emergency and Military Affairs	0.0	0.0	0.3
Uses Total		820.7	902.4	902.9
Indirect Cost Recovery Fund Ending Balance		198.4	127.3	17.5

Fund Number 9000PSA Indirect Cost Recovery Fund

Link To Flow Chart

A.R.S. § 35-142

A clearing account used for the payment of administrative expenditures not directly attributable to any one program, but associated with federal grant monies and other non-appropriated funds.

		FY 2013	FY 2014	FY 2015
Sources				
Beginning Balance		2,405.6	2,370.5	719.1
Revenues	Department of Public Safety	427.5	355.0	355.0
Sources Total		2,833.1	2,725.5	1,074.1
Uses				
Non-Appropriated Expenditures	Department of Public Safety	462.6	2,002.0	298.3
Legislative Fund Transfers	Department of Public Safety	0.0	4.4	0.0
Retirement Adjustment	Department of Public Safety	0.0	0.0	0.2
Uses Total		462.6	2,006.4	298.5
Indirect Cost Recovery Fund Ending Balance		2,370.5	719.1	775.6

Fund Balances and Description Table for All Non-General Funds

Fund Number 9000WCA Indirect Cost Recovery Fund

Link To Flow Chart

A.R.S. § 35-142

A clearing account used for the payment of administrative expenditures not directly attributable to any one program, but associated with federal grant monies and other non-appropriated funds.

		FY 2013	FY 2014	FY 2015
Sources				
Beginning Balance		0.0	580.6	709.0
Revenues	Department of Water Resources	580.5	632.0	632.0
Sources Total		580.5	1,212.6	1,341.0
Uses				
Non-Appropriated Expenditures	Department of Water Resources	(0.1)	500.0	500.0
Legislative Fund Transfers	Department of Water Resources	0.0	3.6	0.0
Uses Total		(0.1)	503.6	500.0
Indirect Cost Recovery Fund Ending Balance		580.6	709.0	841.0

Fund Number 9001 DHS - Indirect Cost Fund

Link To Flow Chart

A.R.S. § 36-108

The Department of Health services charges programs that are funded by non-appropriated sources (e.g. federal grants, intergovernmental agreements, non-appropriated funds). These monies are used primarily for common administrative expenses that are not directly attributable to any one cost center.

		FY 2013	FY 2014	FY 2015
Sources				
Beginning Balance		1,224.8	1,285.9	(215.4)
Revenues	Department of Health Services	8,889.1	8,889.1	8,889.1
Sources Total		10,113.9	10,175.0	8,673.7
Uses				
Operating Expenditures/Appropriations	Department of Health Services	8,747.8	10,390.4	10,390.4
Administrative Adjustments	Department of Health Services	80.2	0.0	0.0
Rent Management Adjustment	Department of Health Services	0.0	0.0	122.2
HR Prorata Rate Change	Department of Health Services	0.0	0.0	0.6
Retirement Adjustment	Department of Health Services	0.0	0.0	0.9
Uses Total		8,828.0	10,390.4	10,514.1
DHS - Indirect Cost Fund Ending Balance		1,285.9	(215.4)	(1,840.4)

Note: Revenue is expected to be less than the appropriation in FY 2014 and FY 2015. Spending will be limited to the amount of revenue actually generated, if less than the amount appropriated.

Fund Balances and Description Table for All Non-General Funds

Fund Number 9099

Financial Institutions Fund

Link To Flow Chart

Revenues are collected from licensing fees, industry assessments, and examination fees and used for the operations of the Department.

		<u>FY 2013</u>	<u>FY 2014</u>	<u>FY 2015</u>
Sources				
Beginning Balance		0.0	0.0	1,000.0
Revenues	State Department of Financial Institutions	0.0	0.0	6,851.5
Transfer In	State Department of Financial Institutions	0.0	1,000.0	0.0
Sources Total		0.0	1,000.0	7,851.5
Uses				
Operating Expenditures/Appropriations	State Department of Financial Institutions	0.0	0.0	5,328.8
Rent Management Adjustment	State Department of Financial Institutions	0.0	0.0	6.5
Transfer Due to Fund Balance Cap	State Department of Financial Institutions	0.0	0.0	1,515.8
HR Prorata Rate Change	State Department of Financial Institutions	0.0	0.0	0.1
Retirement Adjustment	State Department of Financial Institutions	0.0	0.0	0.3
Uses Total		0.0	0.0	6,851.5
Financial Institutions Fund Ending Balance		0.0	1,000.0	1,000.0

Fund Balances and Description Table for All Non-General Funds

Fund Number 9200

Payroll Administration Fund

[Link To Flow Chart](#)

A.R.S. § 35-142(E)

The Statewide Payroll Fund includes several detail funds used by the Department of Administration and the Universities to process various payroll functions. These are essentially pass-through accounts and are not included in the table below. The table shows activity only for the detail fund which collects fees for setting up and processing garnishments.

		FY 2013	FY 2014	FY 2015
Sources				
Beginning Balance		6,234.1	6,246.8	6,245.0
Revenues	Arizona Department of Administration	151.7	150.0	150.0
Sources Total		6,385.8	6,396.8	6,395.0
Uses				
Non-Appropriated Expenditures	Arizona Department of Administration	139.0	150.8	150.8
Legislative Fund Transfers	Arizona Department of Administration	0.0	1.0	0.0
Retirement Adjustment	Arizona Department of Administration	0.0	0.0	0.1
Uses Total		139.0	151.8	150.9
Payroll Administration Fund Ending Balance		6,246.8	6,245.0	6,244.2

Fund Number 9210

Department of Environmental Quality Payroll Fund

[Link To Flow Chart](#)

Established pursuant to A.R.S. §35-142 (E), which states "Nothing in this section precludes the creation by the department of administration of a clearing account or other acceptable accounting method to effect prompt payment of claims from an approved budget or appropriation. The department of administration shall report each account or fund established or cancelled to the directors of the joint legislative budget committee and the governor's office of strategic planning and budgeting."

This Fund is a payroll clearing account used for special payroll processing and cost recovery. It is used for accounting convenience.

		FY 2013	FY 2014	FY 2015
Sources				
Beginning Balance		109.2	109.2	109.2
Sources Total		109.2	109.2	109.2
Department of Environmental Quality Payroll Fund Ending Balance		109.2	109.2	109.2

Fund Balances and Description Table for All Non-General Funds

Fund Number 9447 Non-Appropriated Private Operating Fund

Link To Flow Chart

A.R.S. § 35-142

Revenue from donations, programs and membership dues are used to pay for all membership activities, newsletters, mailings and supplement museum operational costs.

		FY 2013	FY 2014	FY 2015
Sources				
Beginning Balance		841.2	857.3	830.7
Revenues	Arizona Historical Society	431.3	332.8	346.6
	Sources Total	1,272.5	1,190.1	1,177.3
Uses				
Non-Appropriated Expenditures	Arizona Historical Society	415.2	359.4	350.6
	Uses Total	415.2	359.4	350.6
	Non-Appropriated Private Operating Fund Ending Balance	857.3	830.7	826.7

Fund Number 9448 Non-Appropriated Restricted Funds Fund

Link To Flow Chart

A.R.S. § 35-142

Fund receives donations from individuals and organizations. Expenditures are for exhibits or program as per donors request.

		FY 2013	FY 2014	FY 2015
Sources				
Beginning Balance		361.5	364.0	347.3
Revenues	Arizona Historical Society	234.1	153.3	84.3
	Sources Total	595.6	517.3	431.6
Uses				
Non-Appropriated Expenditures	Arizona Historical Society	231.6	170.0	84.5
	Uses Total	231.6	170.0	84.5
	Non-Appropriated Restricted Funds Fund Ending Balance	364.0	347.3	347.1

Fund Balances and Description Table for All Non-General Funds

Fund Number 9449 Non-Appropriated Private Grants Fund

Link To Flow Chart

A.R.S. § 35-142

Fund monies consist of grants from private foundations or local governments not included on state AFIS system. Expenditures are for programs, salary and ERE, and expenses as per grant specifications.

		FY 2013	FY 2014	FY 2015
Sources				
Beginning Balance		11.2	43.8	31.9
Revenues	Arizona Historical Society	40.8	45.0	16.0
	Sources Total	52.0	88.8	47.9
Uses				
Non-Appropriated Expenditures	Arizona Historical Society	8.2	56.9	15.2
	Uses Total	8.2	56.9	15.2
Non-Appropriated Private Grants Fund Ending Balance		43.8	31.9	32.7

Fund Number 9450 Non-Appropriated Trust Funds Fund

Link To Flow Chart

A.R.S. § 35-142

Revenue is from interest generated from the Trust principle. Monies are expended in accordance with Trust specifications.

		FY 2013	FY 2014	FY 2015
Sources				
Beginning Balance		248.8	247.6	236.2
Revenues	Arizona Historical Society	0.5	0.5	0.5
	Sources Total	249.3	248.1	236.7
Uses				
Non-Appropriated Expenditures	Arizona Historical Society	1.7	11.9	11.9
	Uses Total	1.7	11.9	11.9
Non-Appropriated Trust Funds Fund Ending Balance		247.6	236.2	224.8

Fund Balances and Description Table for All Non-General Funds

Fund Number 9505 **Sharlot Hall Historical Society 501(c)3 Fund**

Link To Flow Chart

A.R.S. § 35-142

Revenue received from donations, memberships, interest, gift shop sales and rentheld in trust outside of the State Treasure's contro are used for publication and journal printing, educational programming, archival and curatorial supplies, and graphics.

		FY 2013	FY 2014	FY 2015
Sources				
Revenues	Prescott Historical Society of Arizona	182.0	182.4	182.4
	Sources Total	182.0	182.4	182.4
Uses				
Non-Appropriated Expenditures	Prescott Historical Society of Arizona	182.0	182.4	182.4
	Uses Total	182.0	182.4	182.4
Sharlot Hall Historical Society 501(c)3 Fund Ending Balance		0.0	0.0	0.0

Fund Number 9506 **APA - General Fund**

Link To Flow Chart

A.R.S. § 30-202

The revenues in this fund are derived from the sale of supplemental energy and capacity to customers. The revenues are used to purchase supplemental energy or capacity that is then sold to customers, and are also used for Commission expenditures.

		FY 2013	FY 2014	FY 2015
Sources				
Beginning Balance		3,249.9	3,097.4	3,097.4
Revenues	Power Authority	953.4	2,089.6	2,089.6
	Sources Total	4,203.3	5,187.0	5,187.0
Uses				
Non-Appropriated Expenditures	Power Authority	1,105.9	2,089.6	2,089.6
	Uses Total	1,105.9	2,089.6	2,089.6
APA - General Fund Ending Balance		3,097.4	3,097.4	3,097.4

Fund Balances and Description Table for All Non-General Funds

Fund Number 9507 **Arizona Innovation Accelerator Fund**

Link To Flow Chart

A.R.S. § 35-142

Revenues are from a Federal appropriation the the U.S. Treasury which is allocated and distributed to states that have created programs to increase the amount of capital made available by private lenders to small business. The Arizona Innovation Accelerator Fund provides debt financing for eligible small businesses. The program has the ability to provide up to 49.9% of the financing package that includes both public and private capital.

		FY 2013	FY 2014	FY 2015
Sources				
Beginning Balance		5,650.9	5,497.3	11,598.7
Revenues	Commerce Authority	67.9	6,333.9	6,333.9
	Sources Total	5,718.8	11,831.2	17,932.6
Uses				
Non-Appropriated Expenditures	Commerce Authority	221.5	232.5	232.5
Retirement Adjustment	Commerce Authority	0.0	0.0	0.1
	Uses Total	221.5	232.5	232.6
Arizona Innovation Accelerator Fund Ending Balance		5,497.3	11,598.7	17,700.0

Fund Number 9508 **Corporation for Skilled Workforce Fund**

Link To Flow Chart

A.R.S. § 41-1502 (E)

Funding comes to the Arizona Commerce Authority through a contract with the Department of Economic Security. The goal of the collaboration is to align Arizona human capital development efforts with economic growth and job creation efforts in order to strengthen the Arizona economy and reduce public dependency.

		FY 2013	FY 2014	FY 2015
Sources				
Beginning Balance		(2.0)	0.0	0.0
Revenues	Commerce Authority	109.9	0.0	0.0
	Sources Total	107.9	0.0	0.0
Uses				
Non-Appropriated Expenditures	Commerce Authority	107.9	0.0	0.0
	Uses Total	107.9	0.0	0.0
Corporation for Skilled Workforce Fund Ending Balance		0.0	0.0	0.0

Note: This fund operates on a reimbursable basis. The Commerce Authority expends funds and then submits a request to the federal government for reimbursement. This fund normally runs a negative cash flow for the current month. Payment for funds expended is realized either in the following month or following quarter end depending on the grant reimbursement schedule.

Fund Balances and Description Table for All Non-General Funds

Fund Number 9691

County Funds Fund

[Link To Flow Chart](#)

N/A

The revenues in this fund are from county contributions for the AHCCCS Acute and ALTCS programs. While actual revenues are recorded in the AHCCCS Fund or the ALTCS Fund, forecast revenues are displayed in a separate fund for purposes of clarity. These funds are expended as a portion of the State match for AHCCCS programs.

		FY 2013	FY 2014	FY 2015
Sources				
Beginning Balance		0.0	0.0	0.0
Revenues	Arizona Health Care Cost Containment System	0.0	295,193.3	297,583.1
	Sources Total	0.0	295,193.3	297,583.1
Uses				
Non-Appropriated Expenditures	Arizona Health Care Cost Containment System	0.0	295,193.3	297,583.1
	Uses Total	0.0	295,193.3	297,583.1
	County Funds Fund Ending Balance	0.0	0.0	0.0

Fund Number 9692

Hospital Assessment Fund

[Link To Flow Chart](#)

A.R.S. § 36-2901.09

The revenues in this fund are from an assessment on hospitals. The funds are used to pay the state match for the AHCCCS Proposition 204 and Medicaid restoration population.

		FY 2013	FY 2014	FY 2015
Sources				
Beginning Balance		0.0	0.0	0.0
Revenues	Arizona Health Care Cost Containment System	0.0	74,964.4	205,601.6
	Sources Total	0.0	74,964.4	205,601.6
Uses				
Non-Appropriated Expenditures	Arizona Health Care Cost Containment System	0.0	74,964.4	205,601.6
	Uses Total	0.0	74,964.4	205,601.6
	Hospital Assessment Fund Ending Balance	0.0	0.0	0.0

Fund Balances and Description Table for All Non-General Funds

Fund Number 9998

Non-Lapsing GF Finger Imaging

Link To Flow Chart

A.R.S. § 46-217 and § 46-218

This fund consists of General Fund deposits for the purpose of determining eligibility for temporary assistance for needy families and supplemental nutrition assistance program and preventing multiple enrollments in the programs. These distributions are non-lapsing.

		<u>FY 2013</u>	<u>FY 2014</u>	<u>FY 2015</u>
Sources				
Beginning Balance		261.1	0.0	0.0
	Sources Total	261.1	0.0	0.0
Uses				
Non-Appropriated Expenditures	Department of Economic Security	261.1	0.0	0.0
	Uses Total	261.1	0.0	0.0
Non-Lapsing GF Finger Imaging Ending Balance		0.0	0.0	0.0

**ARIZONA COMMERCE AUTHORITY CARRYOVER FUND
COMMERCE AUTHORITY
1001**

Balances from eliminated Commerce
department funds

Arizona Commerce
Authority Carryover

Used to promote the attraction, expansion,
and retention of businesses

**SPECIAL EDUCATION FUND
DEPARTMENT OF EDUCATION
1009**

Legislative Appropriations

Special Education
Fund

Provides funds for the education of children placed in a residential facility

Funds residential education and continual residential education vouchers

When a school district makes a placement, funds are provided to make such a placement

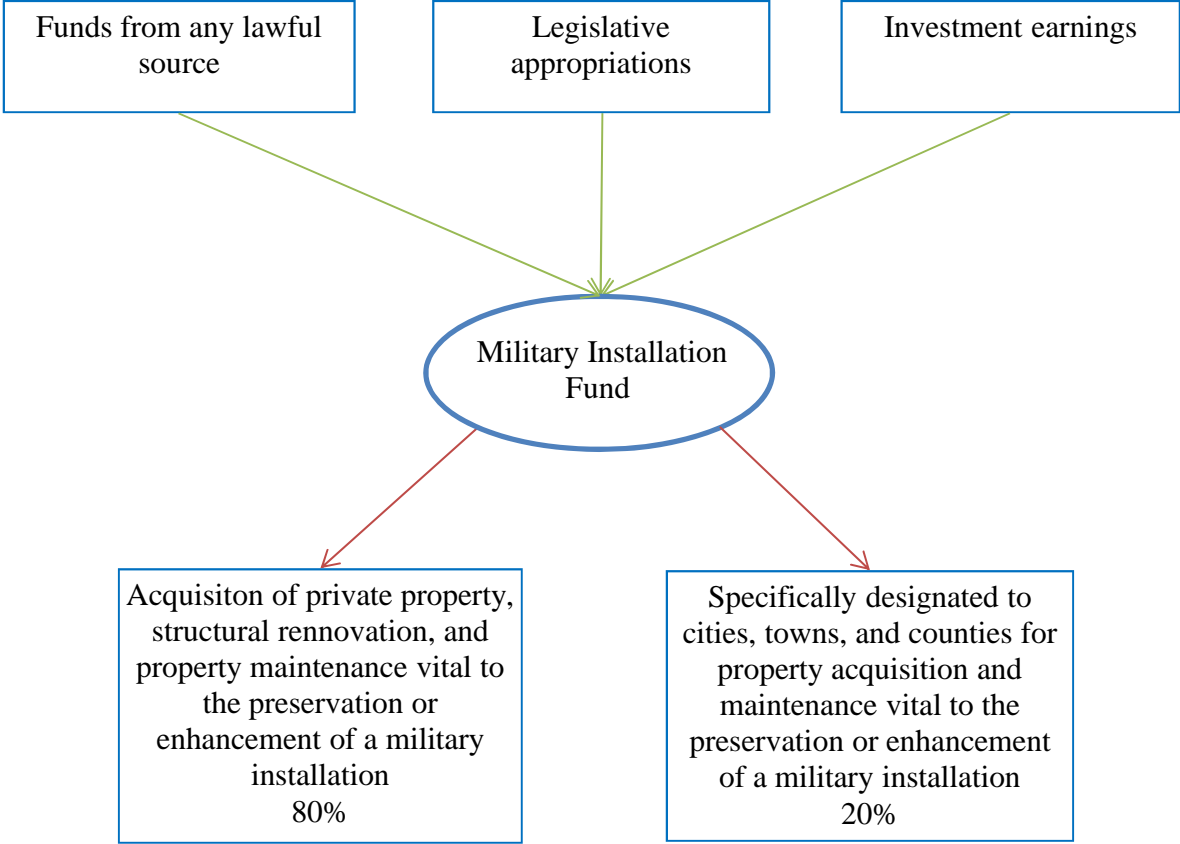
Unexpended funds are distributed to school districts for the following:

Educational counseling, training and support services to children with disabilities

Transition assistance to children who return home after placement in a facility

Training personnel and developing programs to serve children with emotional disabilities

MILITARY INSTALLATION FUND
DEPARTMENT OF EMERGENCY AND MILITARY AFFAIRS
1010



**SCHOOL ACCOUNTABILITY FUND PROP 301 FUND
DEPARTMENT OF EDUCATION
1014**

The fund receives up to \$7 million in
Sales tax revenues from Prop 301
(2000)

School Accountability
Fund Prop 301 Fund

Supports the
Student
Accountability
Information
System

Funds the
Arizona
Learners
program

Stanford 9
testing

Master teachers
assisting failing
schools

**ADDITIONAL SCHOOL DAYS FUND
DEPARTMENT OF EDUCATION
1015**

Fund receives \$86,280,500 each year from a 0.6 percent sales tax authorized by voters in 2000

Additional School Days Fund

Funds are used to provide five additional school days

**SCHOOLS SAFETY PROP 301 FUNDS FUND
DEPARTMENT OF EDUCATION
1016**

The fund receives \$7.8 million sales tax revenues from Prop 301.

School Safety Prop
301 Funds Fund

Nonappropriated funds support additional school days, school safety, and character education

Appropriated monies pay for school accountability

**CHARACTER EDUCATION FUND
DEPARTMENT OF EDUCATION
1017**

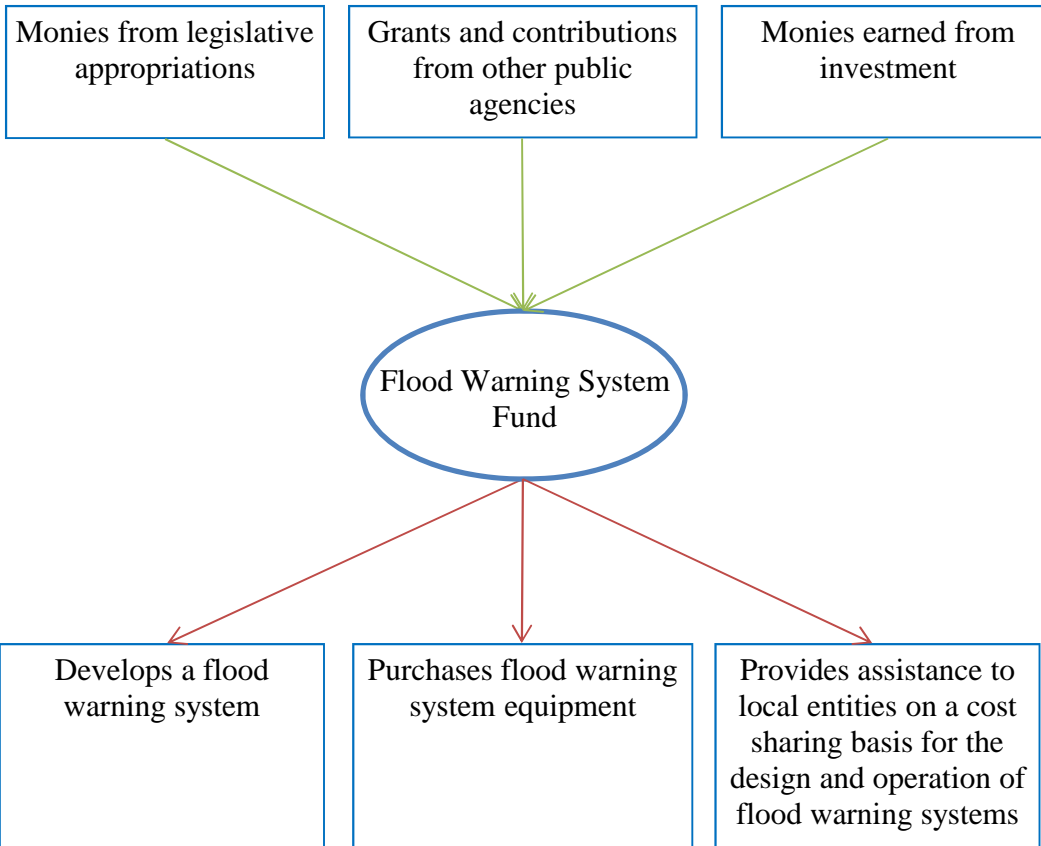
The fund receives \$200,000 from Sales tax revenues from Prop 301

Character Education Fund

Nonappropriated funds support additional school days, school safety, and character education

Appropriated monies pay for school accountability

**FLOOD WARNING SYSTEM FUND
DEPARTMENT OF WATER RESOURCES
1021**



**TEMP TRANS PRIVILEGE AND USE TAX - 1% FUND
1032**

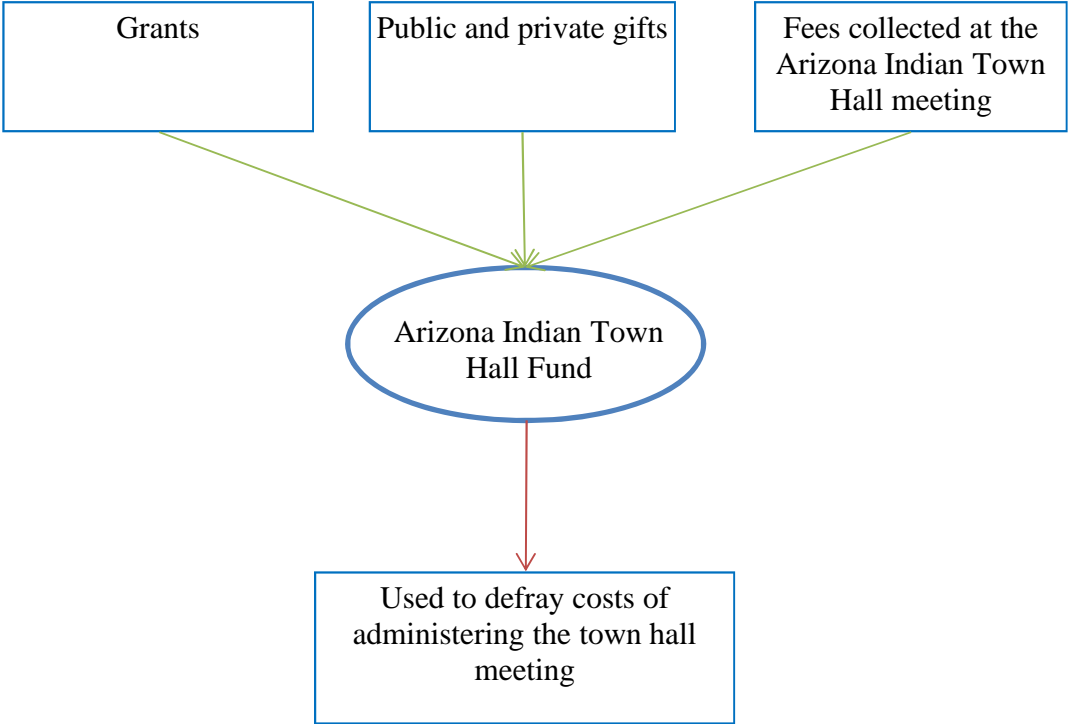
A 1% Transaction privilege tax (voter approved in 2010)

Temp Trans Privilege
and Use Tax - 1%
Fund

2/3 of revenues are to be used
for public primary and
secondary education

1/3 is used for health and
public safety purposes

ARIZONA INDIAN TOWN HALL FUND
ARIZONA COMMISSION OF INDIAN AFFAIRS
1041



**RACING REGULATION FUND
RADIATION REGULATORY AGENCY
1050AEA**

Leasing state
property
revenues

Money or land
from federal
government

Bonds, securities,
and letters of
credit from
licensees

Earnings from
investment

Racing Regulation
Fund

Pays for the cost of maintenance and
surveillance of buildings, grounds, and
radioactive waste materials

**LIVESTOCK INSPECTION SERVICE FEE INCREASE FUND
ARIZONA DEPARTMENT OF AGRICULTURE
1050AHA**

Collections of General Fund Service Fee
Increases

Livestock Inspection
Service Fee Increase
Fund

Supports the agency's animal
welfare program

**SERVICE FEES INCREASE FUND
DEPARTMENT OF HEALTH SERVICES
1050HSA**

Fees collected from health care and
child care facilities

Service Fees Increase
Fund

Funds are utilized to fund licensing,
inspections, and enforcement at these
facilities

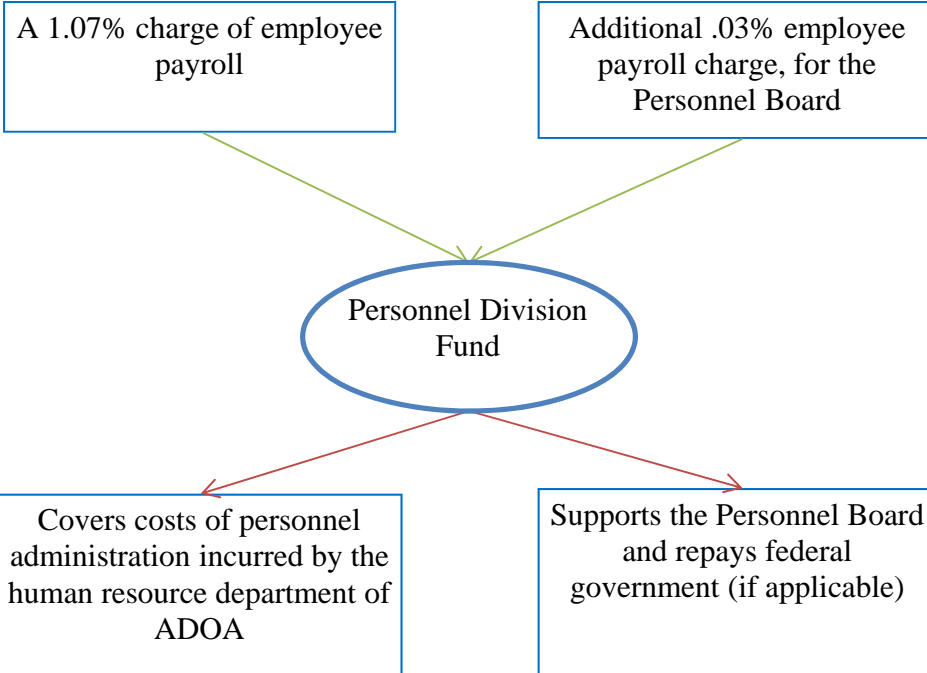
**SERVICE FEES INCREASE FUND
OFFICE OF PEST MANAGEMENT
1050SBA**

Fees authorized by the Office of Pest
Management

Service Fees Increase
Fund

Used to recover costs lost during the
economic downturn

PERSONNEL DIVISION FUND
ARIZONA DEPARTMENT OF ADMINISTRATION
1107



**INTEREST INCOME FUND
POWER AUTHORITY
1112**

Investment earnings from debt
service accounts

Interest income earned and
received from the State
Treasurer

Interest Income Fund

Used for the operating expenses of the
Power Authority

**FUND DEPOSITS FUND
POWER AUTHORITY
1113**

Proceeds from the sale of electric power

Funds part of the operating expenses of the Power Authority

Fund Deposits Fund
(Power Authority)

Funds part of the operating expenses of the Power Authority

WORKFORCE RECRUITMENT AND JOB TRAINING FUND
1237

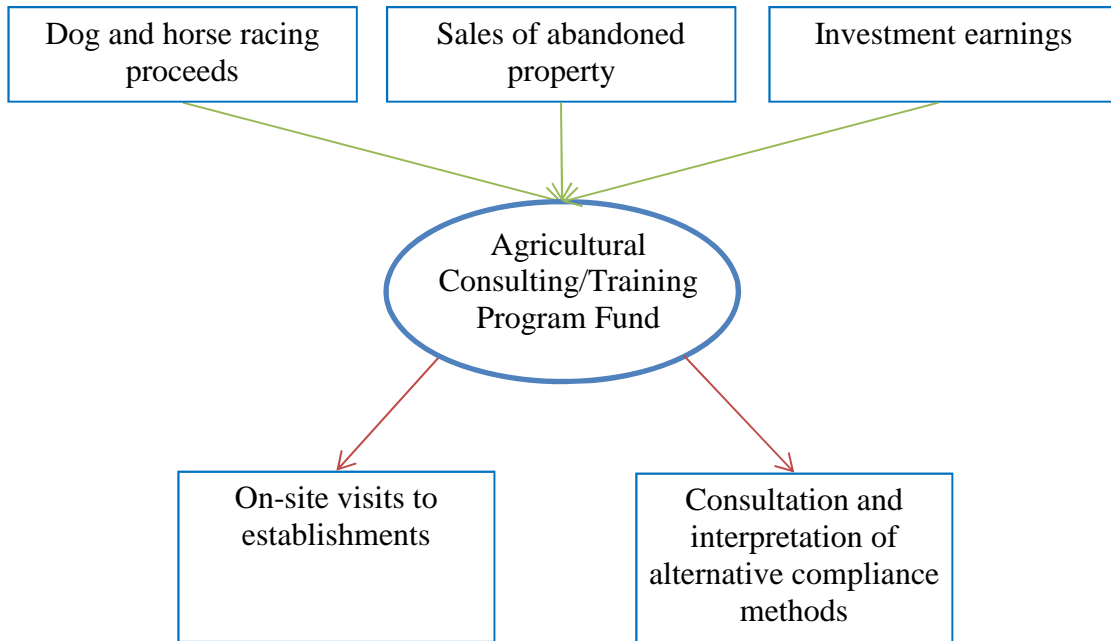
Revenues consist of a 0.1% tax on employers for the first \$7,000 in wages paid to each employee

Workforce Recruitment and Job Training Fund

Provides training for employment opportunities, with businesses undergoing economic conversion

Reimburses the Department of Economic Security in its effort to collect the tax

AGRICULTURAL CONSULTING/TRAINING PROGRAM FUND
ARIZONA DEPARTMENT OF AGRICULTURE
1239



ARIZONA WATER PROTECTION FUND
DEPARTMENT OF WATER RESOURCES
1302

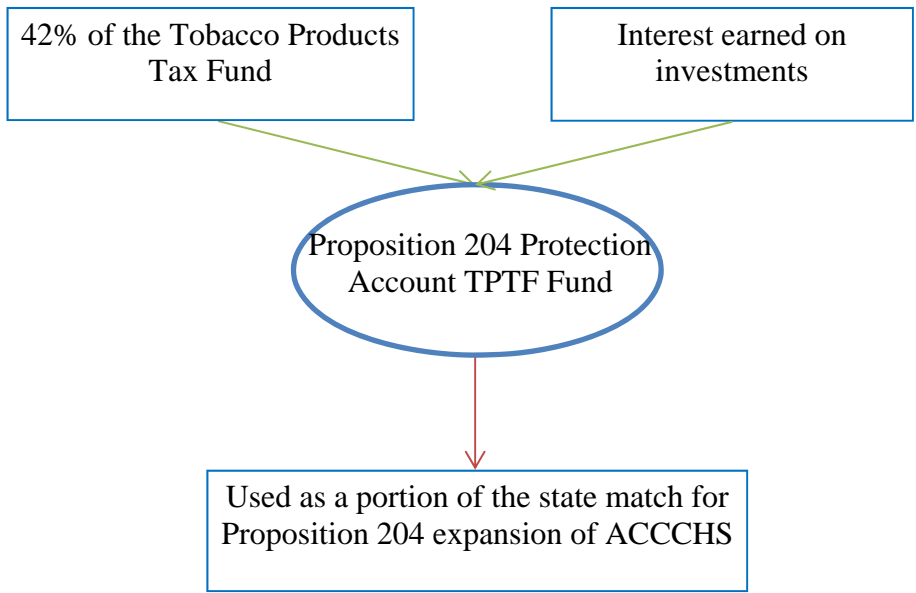
Monies earned from
investment of fund monies

A fee in lieu of taxes paid for
each acre-foot of central
Arizona project water
purchased or leased

Arizona Water Protection
Fund

Grants given to federal and state
agencies, political subdivisions or
individuals working on water projects
on behalf of the state

**PROPOSITION 204 PROTECTION ACCOUNT (TPTF) FUND
ARIZONA HEALTH CARE COST CONTAINMENT SYSTEM
1303**



**RESERVATION SURCHARGE REVOLVING FUND
STATE PARKS BOARD
1304**

Revenues from a \$3.00 reservation surcharge on admission to Arizona State Parks

Reservation Surcharge Revolving Fund

Supports the maintenance and administration of the Arizona Parks reservation system

TOBACCO TAX AND HEALTH CARE FUND
1306

Excise Taxes Levied on Various
Tobacco Products

Taxes on tobacco products on Indian
Reservations (A.R.S. 42-3302)

Tobacco Tax and Health
Care Fund

Used for medical program costs in
various state agencies

**TOBACCO PRODUCTS TAX FUND
DEPARTMENT OF REVENUE
1310**

Revenues from tobacco tax

Tobacco Products
Tax Fund

\$.02 of every
dollar in health
education account

\$.27 of every
dollar goes in
medically needy
account

\$.20 of every
dollar in
emergency health
services account

\$.04 of every
dollar in health
care adjustment
account

\$.42 of every dollar
goes into Prop 204
account

\$.05 of every
dollar goes to
Health Research

Agencies:
Arizona Health Care Cost Containment System
Department of Revenue

**RETIREMENT SYSTEM APPROPRIATED FUND
ARIZONA STATE RETIREMENT SYSTEM
1401**

Funds appropriated from retirement
contributions

Retirement System
Appropriated Fund

Used to administer the state retirement
system

**U OF A MAIN CAMPUS - COLLECTIONS - APPROPRIATED FUND
1402**

College tuition, registration fees, and
other receipts and balances

U of A Main Campus-
Collections -
Appropriated Fund

Used to support the operations and
maintenance of the university

**ARIZONA STATE RETIREMENT SYSTEM-NON APPROPRIATED FUND
1407**

Retirement contributions

ASRS-Non
Appropriated Fund

Investment management, consulting,
and legal counsel fees

Rent, retiree payroll, and
administrative costs

Agencies:
Arizona State Retirement System
State Treasurer

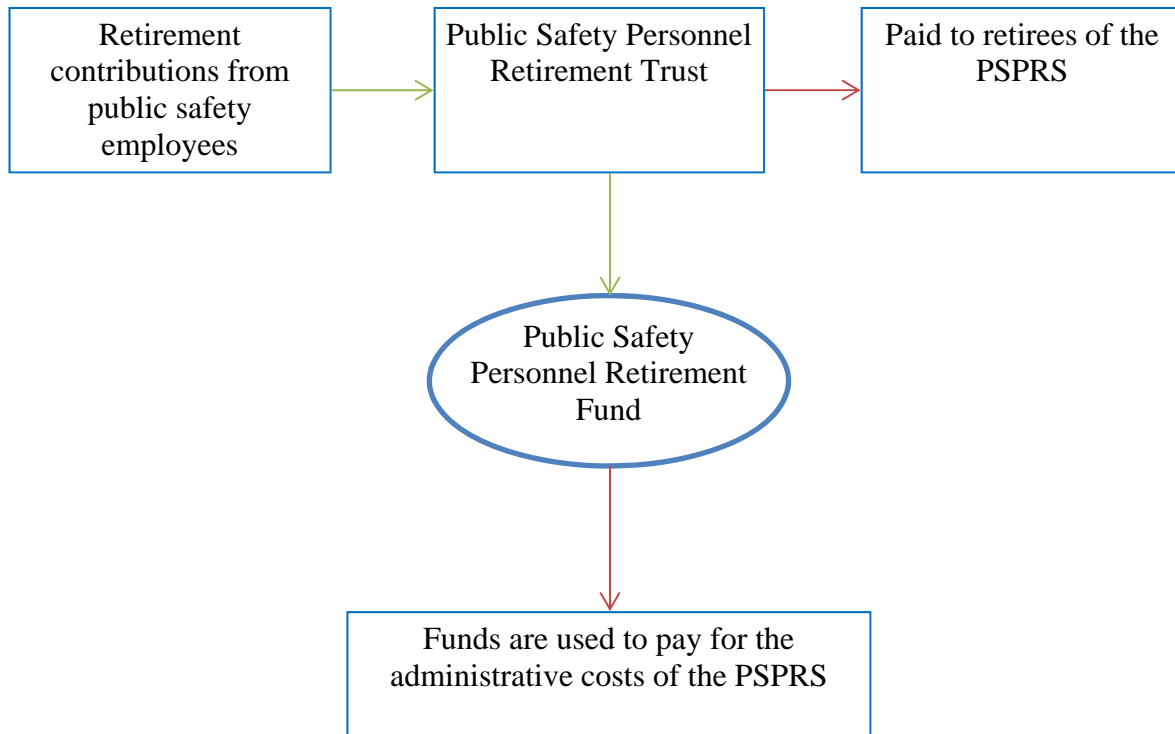
**LTD TRUST FUND
ARIZONA STATE RETIREMENT SYSTEM
1408**

Monies appropriated from the long-term disability contributions

LTD Trust Fund

Pays for the costs of the Long-Term Disability program

**PUBLIC SAFETY PERSONNEL RETIREMENT FUND
PUBLIC SAFETY PERSONNEL RETIREMENT SYSTEM
1409**



**ASU COLLECTIONS - APPROPRIATED FUND
1411**

College tuition, registration fees, and
other receipts and balances

ASU Collections -
Appropriated Fund

Used to support the operations and
maintenance of the university

**NAU COLLECTIONS - APPROPRIATED FUND
NORTHERN ARIZONA UNIVERSITY
1421**

College tuition, registration fees, and
other receipts and balances

NAU Collections -
Appropriated Fund

Used to support the operations and
maintenance of the university

**DOR EXCISE AND PRIVILEGE FUND
DEPARTMENT OF REVENUE
1510**

The department collects and administers excise taxes

DOR Excise and Privilege Fund

Provides a uniform method of administration and collection of transaction privilege and excise taxes imposed by the state or cities or towns

**DOR UNCLAIMED PROPERTY FUND
DEPARTMENT OF REVENUE
1520**

Holds monies received from the sale of
abandoned property

DOR Unclaimed
Property Fund

Covers the department's costs of
handling, publicizing, and selling
unclaimed property

CAPITAL OUTLAY STABILIZATION FUND
1600

Legislative appropriations

Rent revenues charged to state agencies (ADOA buildings)

Charges for labor services

Capital Outlay Stabilization Fund

Used for building renewal of ADOA system

Agencies:
Arizona Department of Administration
Department of Health Services
Department of Public Safety

**MICROSOFT SETTLEMENT FUND
ATTORNEY GENERAL - DEPARTMENT OF LAW
1992**

Revenues are from settlement proceeds from
Daisy Mountain Fire District v. Microsoft

Microsoft Settlement
Fund

Reimburses state agencies for select software
purchases if FY 2011

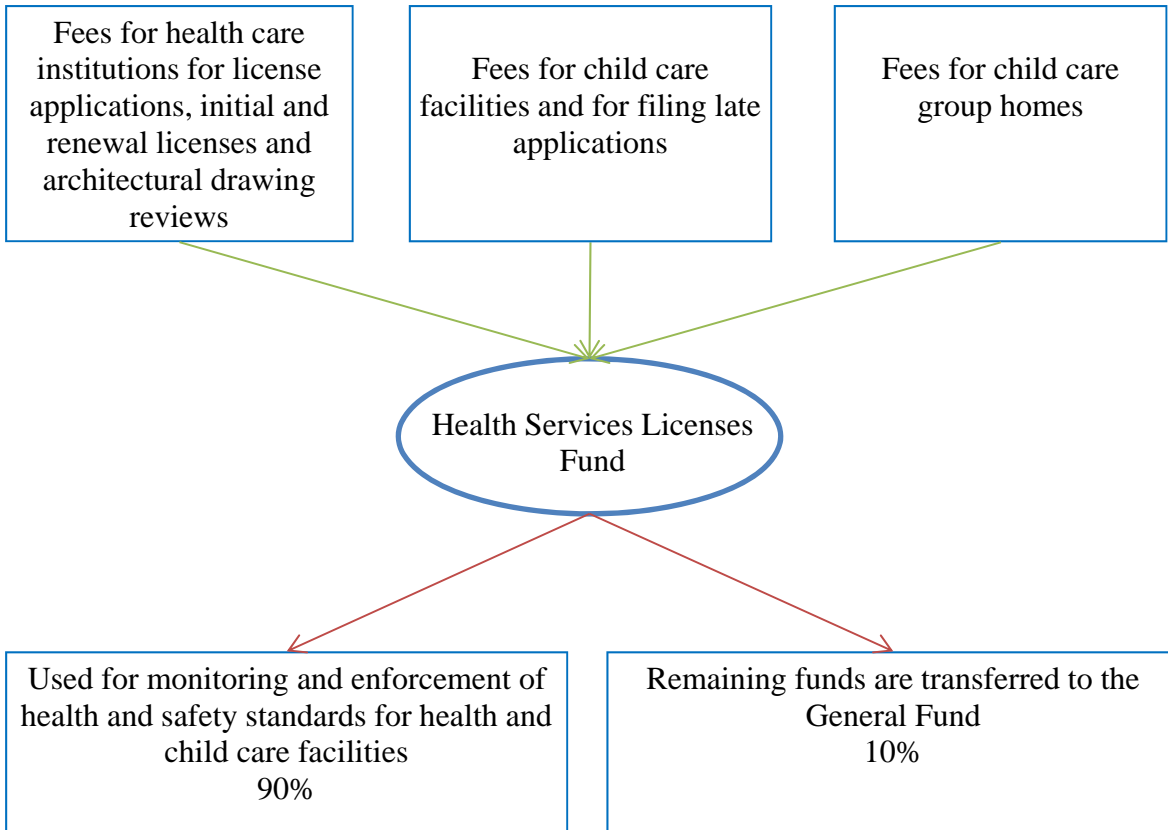
**DOR ADMINISTRATIVE FUND
DEPARTMENT OF REVENUE
1993**

\$24.5 million is received after initial transfers to the mentally ill housing trust fund and the housing trust fund

DOR Administrative Fund

Used solely for the administrative costs of the department

**HEALTH SERVICES LICENSES FUND
DEPARTMENT OF HEALTH SERVICES
1995**



**LIQUOR LICENSES FUND
DEPARTMENT OF LIQUOR LICENSES AND CONTROL
1996**

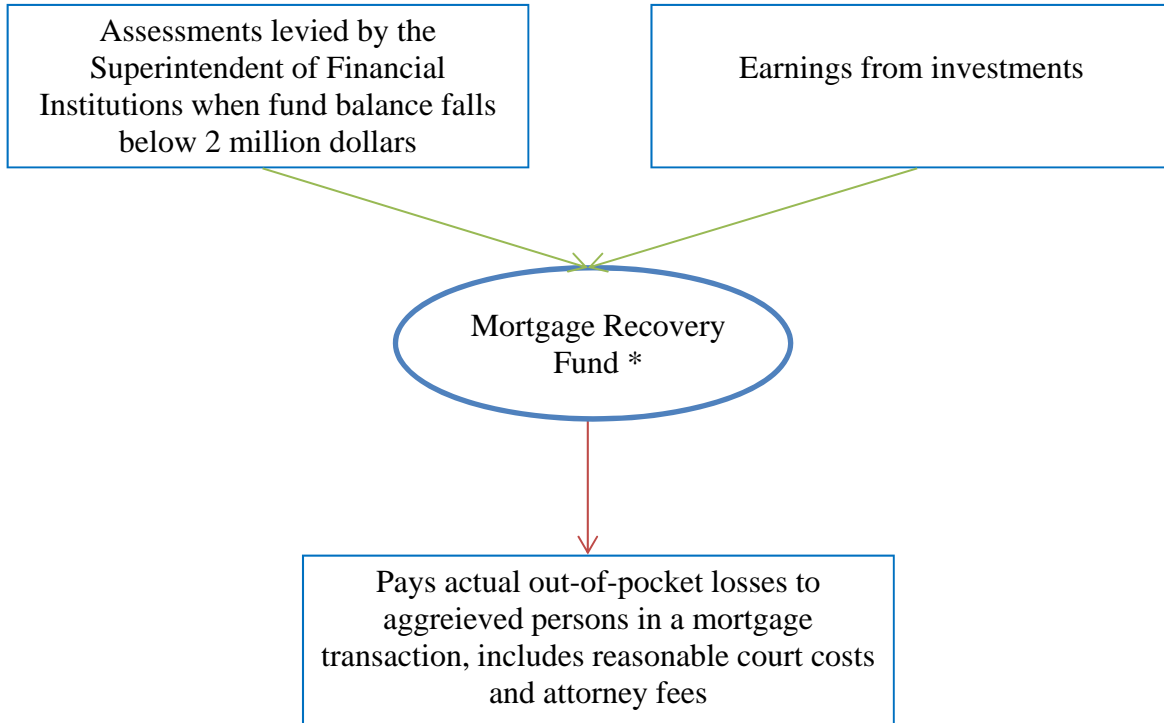
Two-thirds of the license fees collected in each county

Liquor Licenses Fund

Used for departmental operations

If fund exceeds \$700,000 at the end of fiscal year, excess funds will revert to the General Fund

MORTGAGE RECOVERY FUND
STATE DEPARTMENT OF FINANCIAL INSTITUTIONS
1997



* ARS 6-991.01

E. The mortgage recovery fund's liability shall not exceed:

1. Two hundred thousand dollars for each transaction, regardless of the number of persons aggrieved or the number of licensees or parcels of real estate involved.
2. Five hundred thousand dollars for each licensee.

F. The liability of the fund for the acts of a licensed loan originator is terminated on the issuance of orders authorizing payments from the fund in an aggregate amount as prescribed by subsection E of this section.

G. The fund is liable to pay only against the license of a natural person, not on that of a corporation, a partnership or any other fictitious entity.

**FINANCIAL SERVICES FUND
STATE DEPARTMENT OF FINANCIAL INSTITUTIONS
1998**

Licensing fees paid by loan originators

Financial Services Fund

Used to regulate and license loan originators

**CAPITOL POLICE TOWING FUND
1999**

Charges to release vehicles towed or
immobilized by capitol police

Capital Police Towing
Fund

Law enforcement purposes

Agencies:
Arizona Department of Administration
Department of Public Safety

**FEDERAL GRANT FUND 2000ADA
ARIZONA DEPARTMENT OF ADMINISTRATION
2000ADA**

Federal Grants

Federal Grant Fund

Bulletproof Vests
Pandemic Planning
Highway Safety

Grants for the Employment
Population Statistics Office

Grants for the Arizona
Strategic Enterprise
Technology Office

**FEDERAL GRANT FUND
RADIATION REGULATORY AGENCY
2000AEA**

Awarded monies from the Federal
Government

Federal Grant Fund

Includes funding for inspections of radon
gas, low-level radioactive waste, and
mammography machines

**FEDERAL GRANT FUND
GOVERNOR'S OFFICE FOR EQUAL OPPORTUNITY
2000AFA**

Specific grants from the federal government

Federal Grant Fund

Used as specified for equal opportunity
efforts

**FEDERAL GRANT FUND
ATTORNEY GENERAL - DEPARTMENT OF LAW
2000AGA**

Revenues from federal grants

Federal Grant Fund

Used according to grant specifications

**FEDERAL GRANT FUND
ARIZONA DEPARTMENT OF AGRICULTURE
2000AHA**

Federal award monies from USDA to be used for specific purposes

Federal Grant Fund

USDA meat inspection regulation enforcement

Hazardous plant and pest eradication

Increasing consumption of specialty crops

Conduct studies of threatened and endangered species

Perform national animal identification and tracking

**FEDERAL GRANT FUND
STATE BOARD OF NURSING
2000BNA**

Federal funds via the Department of Health Services and the Arizona Health Care Cost Containment System

Federal Grant Fund

Oversees the nurse aide registry

Assesses and approves training programs

**FEDERAL GRANT FUND
ARIZONA BOARD OF REGENTS
2000BRA**

Revenue from federal grants

Federal Grant Fund

Used as specified by the grants

**FEDERAL GRANT FUND
COMMERCE AUTHORITY
2000CAA**

Funds received from the federal government



Federal Grant Fund



Used for program costs, apprenticeship services, and energy strategy

**FEDERAL GRANT FUND
CORPORATION COMMISSION
2000CCA**

Funds received from the federal government



Federal Grant Fund



Used for program costs, apprenticeship services, and energy strategy

**FEDERAL GRANT FUND
EARLY CHILDHOOD DEVELOPMENT AND HEALTH BOARD
2000CDA**

Funds come from the U.S. DHHS for the Head Start for School Readiness Act of 2007

Federal Grant Fund

Supports the costs of implementing a pilot study to determine if the quality rubric is a valid measure of quality care

**FEDERAL GRANT FUND
DEPARTMENT OF CORRECTIONS
2000DCA**

A clearing account for federal funds

Federal Grant Fund

Used for treatment programming for
inmates

**FEDERAL GRANT FUND
DEPARTMENT OF ECONOMIC SECURITY
2000DEA**

Federal grants from: U.S. Department of Health and Human Services, Department of Labor, Department of Education, and the Department of Defense



Federal Grant Fund



Used on behalf of clients in various programs

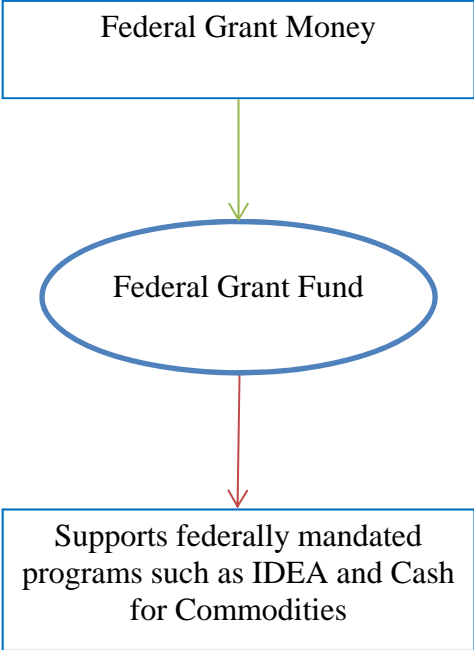
**FEDERAL GRANT FUND
DEPARTMENT OF JUVENILE CORRECTIONS
2000DJA**

Federal monies received from various
department grants

Federal Grant Fund

Funds are used to support services in
education and community programs

**FEDERAL GRANT FUND
DEPARTMENT OF EDUCATION
2000EDA**



**FEDERAL GRANT FUND
DEPARTMENT OF ENVIRONMENTAL QUALITY
2000EVA**

Revenues from a federal grant

Federal Grant Fund

Used according to specifications of the grant

**FEDERAL GRANT FUND
ARIZONA GAME AND FISH DEPARTMENT
2000GFA**

Revenue from federal grants



Federal Grant Fund



To be used according to grant specifications

**FEDERAL GRANT FUND
GOVERNOR'S OFFICE OF HIGHWAY SAFETY
2000GHA**

Grants received from the National Highway
Transportation Safety Administration
(NHTSA)



Federal Grant Fund



Promotes safety on Arizona
highways and roads

**FEDERAL GRANT FUND
ARIZONA GEOLOGICAL SURVEY
2000GSA**

Grants from National Highway Traffic
Safety Association

Federal Grant Fund

Used to promote safety on Arizona
highways

**FEDERAL GRANT FUND
OFFICE OF THE GOVERNOR
2000GVA**

Revenue from federal grants

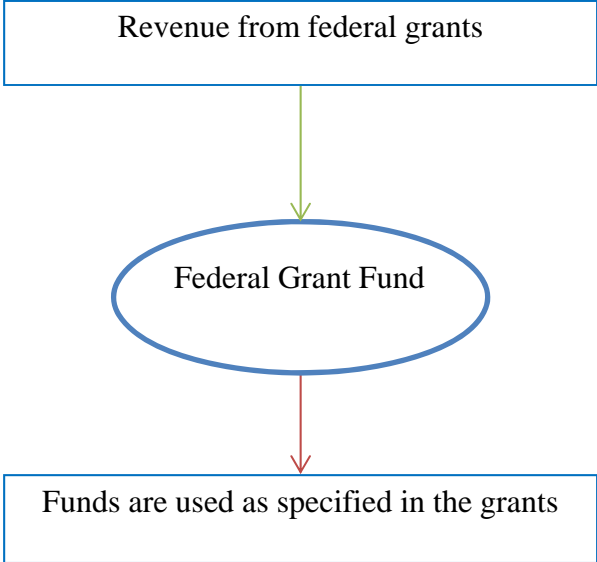


Federal Grant Fund



To be used according to grant specifications

**FEDERAL GRANT FUND
ARIZONA HEALTH CARE COST CONTAINMENT SYSTEM
2000HCA**



**FEDERAL GRANT FUND
ARIZONA DEPARTMENT OF HOUSING
2000HDA**

Funds from U.S. Department of
Urban Housing and
Development

Funds from U.S. Department
of Treasury

Federal Grant Fund

State uses the money to provide loans or grants to local governments, tribes, public housing authorities, nonprofits, for-profit housing developers or other social service agencies that provide housing programs for eligible persons

**FEDERAL GRANT FUND
DEPARTMENT OF HOMELAND SECURITY
2000HLA**

Grants received from the U.S. Department
of Homeland Security

Federal Economic
Recovery Fund

Passed on to state agencies and local
jurisdictions to prevent
terrorist attacks

**FEDERAL GRANT FUND
DEPARTMENT OF HEALTH SERVICES
2000HSA**

Grants and reimbursements from the federal government

Federal Grant Fund

Provides health services according to the terms of each grant

**FEDERAL GRANT FUND
ARIZONA COMMISSION ON THE ARTS
2000HUA**

National Endowment for the Arts Grant



Federal Grant Fund



Administrative costs and grants to non-profits, schools, and AZ governments

**FEDERAL GRANT FUND
INDUSTRIAL COMMISSION OF ARIZONA
2000ICA**

U.S. Department of
Labor funds

Small portion of the
sale of standards from
OSHA

Matching funds
(depending on the
federal program)

Federal Grant Fund

Funds efforts to provide
protection of the public
safety

Provides education of
employers on safety issues
for employees

Conducts investigations
of fatalities occurring in
the workplace

**FEDERAL GRANT FUND
DEPARTMENT OF INSURANCE
2000IDA**

Revenues received from the Patient
Protection Affordable Care Act

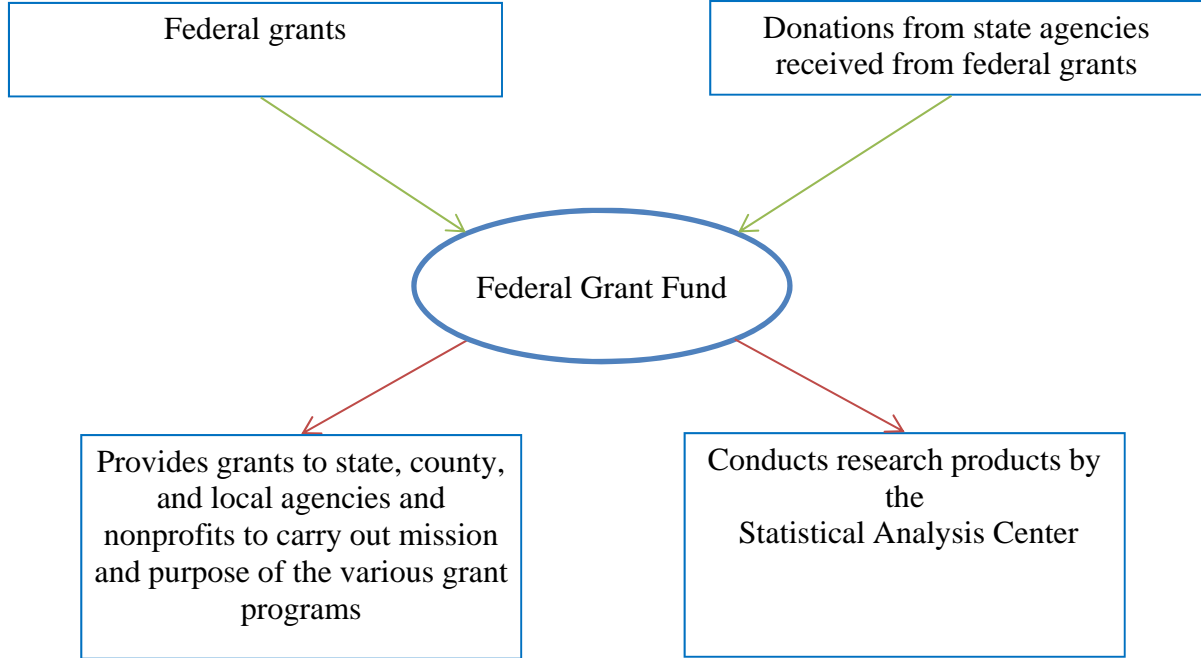


Federal Grant Fund



Used to improve the transparency and
effectiveness of
health insurance rate reviews

**PENITENTIARY LAND EARNINGS FUND
ARIZONA CRIMINAL JUSTICE COMMISSION
2000JCA**



**FEDERAL GRANTS FUND
DEPARTMENT OF LIQUOR LICENSES AND CONTROL
2000LLA**

Federal grants received from Governor's Office of Highway Safety

Federal grants received from DUI Abatement Council

Federal Grants received from Department of Emergency and Military Affairs and Homeland Security

Federal Grants Fund

Provides overtime pay and employee related expenses for investigators that conduct enforcement activities targeting individuals that help persons under 21 purchase, possess and/or consume spirituous liquor

**FEDERAL GRANT FUND
DEPARTMENT OF EMERGENCY AND MILITARY AFFAIRS
2000MAA**

Funds from federal entities such as
Homeland Security and the National Guard
Bureau

Federal Grant Fund

Used for cooperative agreements for the
National Guard missions and Emergency
Preparedness for the State of Arizona

**FEDERAL GRANT FUND
STATE MINE INSPECTOR
2000MIA**

Receives federal grants from the
Department of Labor, Mine Safety and
Health Administration

Federal Grant Fund

Used to provide training and education to
new miners and provides annual refresher
trainings for every mine employee and
contractors

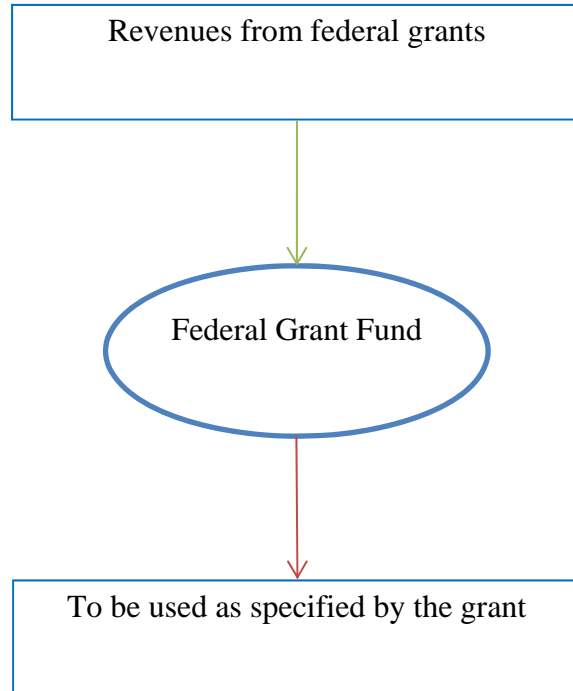
**FEDERAL GRANT FUND
DEPARTMENT OF FIRE, BUILDING, AND LIFE SAFETY
2000MMA**

A Federal grant from the Department of
Labor, Mine Safety & Health
Administration

Federal Grant Fund

Provides education and training for new
miners and provides refresher courses

**FEDERAL GRANT FUND
COMMISSION FOR POSTSECONDARY EDUCATION
2000PEA**



**FEDERAL GRANT FUND
STATE PARKS BOARD
2000PRA**

Awards from the federal government



Federal Grant Fund



Provides funds to participate in national policies and programs, specifically historic preservation, recreational and trail management, and water conservation

**FEDERAL GRANT FUND
DEPARTMENT OF PUBLIC SAFETY
2000PSA**

Revenues from federal grants

Federal Grant Fund

High Intensity
Drug Trafficking
area program

Organized crime
financial
investigations

The Rocky
Mountain
Information
Network

Supports victims of
Crime Act monies

Administers the
Motor Carrier
Safety Assistance
program

Agencies:
Department of Public Safety

**FEDERAL GRANT FUND
OFFICE OF PEST MANAGEMENT
2000SBA**

Grants received from the Environmental Protection Agency

Federal Grant Fund

Comprehensive Urban Pest Management Compliance and Enforcement and Licensing and Training Programs for Arizona

Employee education and training

IT hardware and software purchases

Travel expenses

**FEDERAL GRANT FUND
ARIZONA STATE SCHOOLS FOR THE DEAF AND THE BLIND
2000SDA**

Federal Funds

Federal Grant Fund

Spent according to federal statutes that
authorize the grants

**FEDERAL GRANT FUND
DEPARTMENT OF STATE, SECRETARY OF STATE
2000STA**

Grants from the library services
and technology act

Persistent Digital Archives
Library System project

Federal Grant Fund

Funds are used as specified by each grant

**FEDERAL GRANT FUND
DEPARTMENT OF VETERANS' SERVICES
2000VSA**

Revenues are received from grants and reimbursements from the Federal Government

Federal Grant Fund

Funds are used to provide services to veterans as specified by each grant

**FEDERAL GRANT FUND
DEPARTMENT OF WATER RESOURCES
2000WCA**

Federal grants from various agencies

Federal Grant Fund

Funds are allowed to supplant appropriated
funds for mandated programs

**ACCOUNTANCY BOARD FUND
STATE BOARD OF ACCOUNTANCY
2001**

Examination and Licensing Fees

Accountancy Board
Fund *

Investigations and
Examinations
on Public Accountants
90%

General Fund
10%

*Collections from penalties go directly to the General Fund

**WORKFORCE INVESTMENT GRANT FUND
DEPARTMENT OF ECONOMIC SECURITY
2001F**

Funds from U.S. Department of Labor

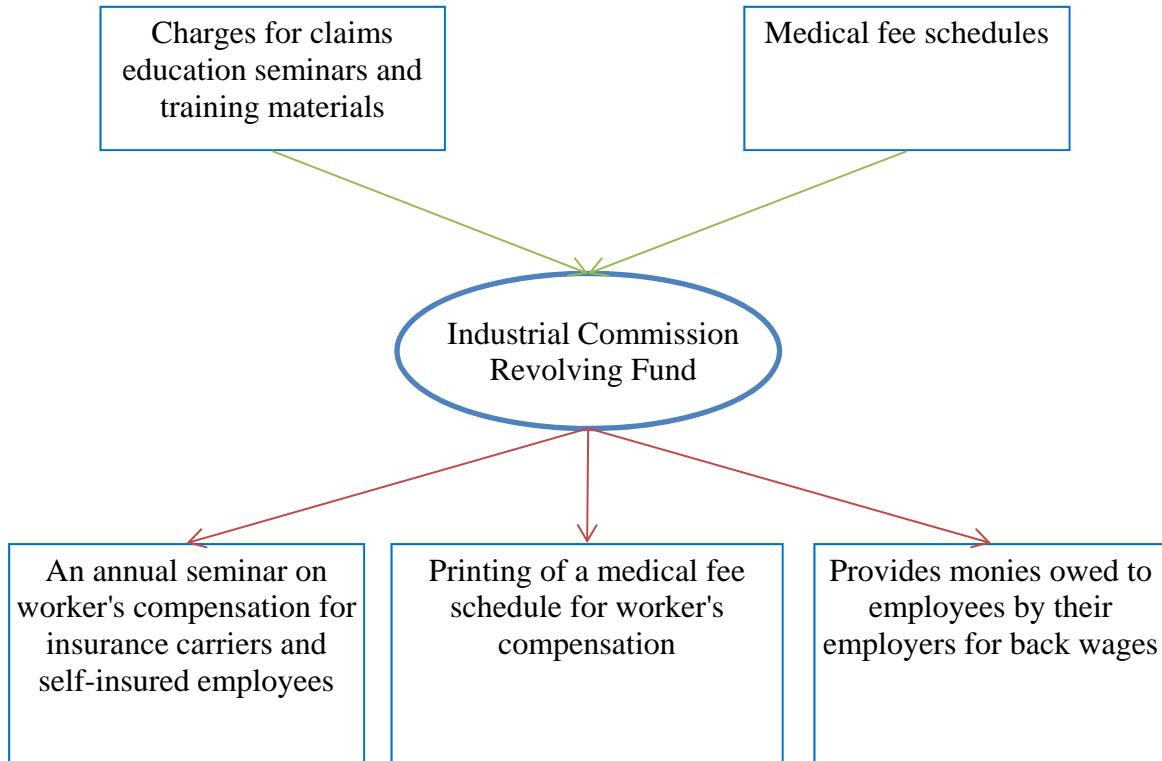
Workforce Investment
Grant Fund

Given to Local Workforce
Investment Areas
85%

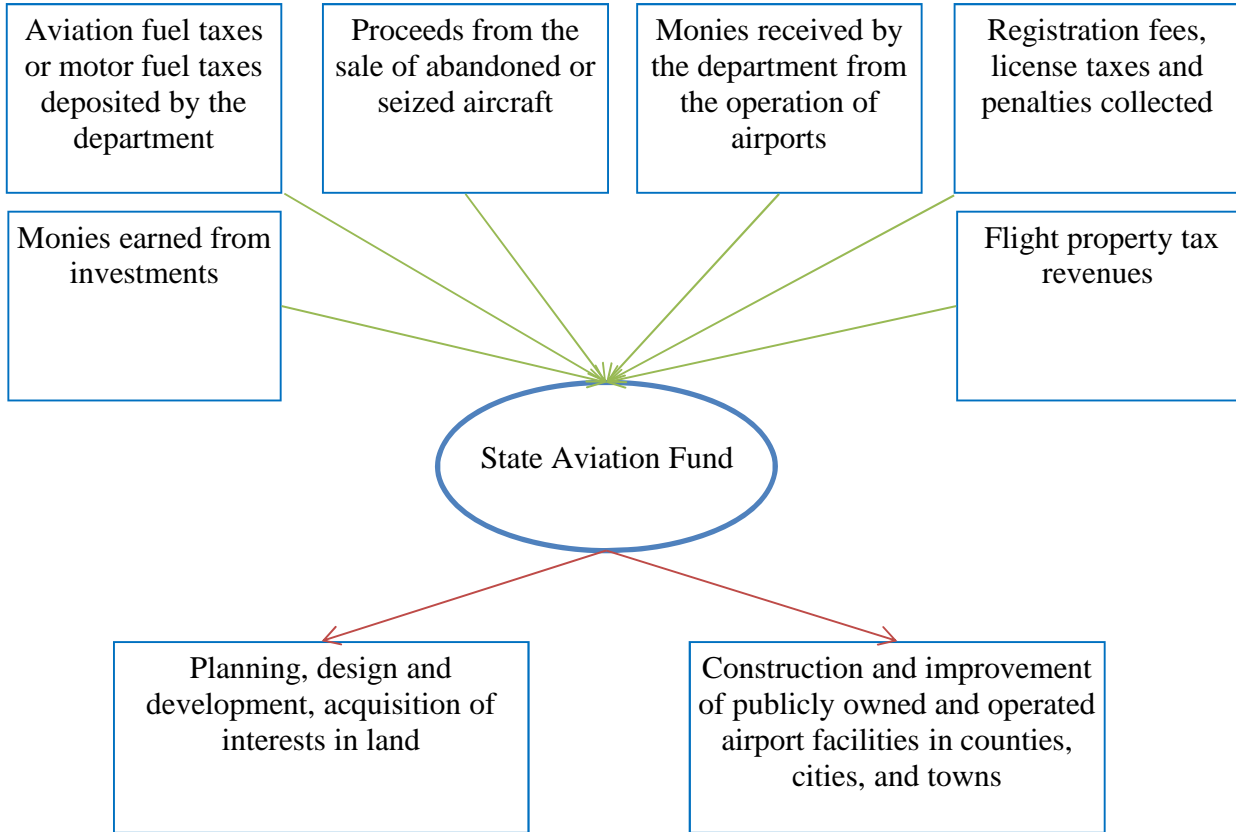
Used on projects
determined by Governor's
Council on Workforce
Policy *
15%

*No more than 5% may be used for administrative purposes

**INDUSTRIAL COMMISSION REVOLVING FUND
INDUSTRIAL COMMISSION OF ARIZONA
2002**



**STATE AVIATION FUND
DEPARTMENT OF TRANSPORTATION
2005**



ARIZONA BLUE BOOK FUND
DEPARTMENT OF STATE, SECRETARY OF STATE
2006

Legislative Appropriations

Proceeds from the sales of
Arizona Blue Books

Arizona Blue Book Fund

To publish and distribute Arizona Blue
Books in a quantity authorized by
Legislature

**BOARD OF BARBERS FUND
BOARD OF BARBER EXAMINERS
2007**

Revenues from licensing and
examination fees

Board of Barbers Fund*

License barbers, inspect
establishments, conduct
investigations

General Fund
10%

*Collections from penalties go directly to the General Fund

**TEMPORARY ASSISTANCE FOR NEEDY FAMILIES (TANF) FUND
DEPARTMENT OF ECONOMIC SECURITY
2007F**

Funds from U.S. Department of Health and
Human Services

Temporary Assistance for
Needy Families Fund

Assists needy families so that
children can be cared for in their
own homes

Preventing out-of-wedlock
pregnancies

reduces dependency of needy
parents by promoting job
preparation, work, and marriage

Encourages the formation and
maintenance of two-parent
families

**CHILD CARE AND DEVELOPMENT FUND
2008F**

Bloc grant from U.S. Department of Health and Human Services

Child Care and Development Fund

A minimum of 4% of funds must be used to improve quality child care

Some earmarked funds are for expansion of the availability of child care and increasing quality for infants and toddlers

Helps low-income or families transitioning from public assistance obtain child care so they can work or receive training

Agencies:
Department of Health Services
Department of Economic Security

**CHIROPRACTIC EXAMINERS HEALTH FUND
STATE BOARD OF CHIROPRACTIC EXAMINERS
2010**

Revenues from fees, fines, and
other sources collected by the
board

Chiropractic Examiners
Board Fund

Used to license, investigate, and
conduct investigations of
chiropractors
90%

General Fund
10%

**STATE GRANTS FUND
ARIZONA STATE SCHOOLS FOR THE DEAF AND THE BLIND
2011**

Grants and donations from state, private,
and corporate entities

State Grants Fund

Supports education and
operation costs for the Phoenix
Day School

Supports education and
operation costs for the Tucson
Residential Facility

Supports education and operation costs for
various statewide programs servicing
hearing and
vision impaired students

**AGRICULTURE COMMERCIAL FEED FUND
ARIZONA DEPARTMENT OF AGRICULTURE
2012**

\$10 annual fee for
manufacturing sites of
commercial feed

Earnings from investments

\$.15 per ton fee for the
distribution of commercial
feed

Agriculture Commercial
Feed Fund

Enforces animal feed content
and label laws

**COTTON RESEARCH AND PROTECTION COUNCIL FUND
ARIZONA DEPARTMENT OF AGRICULTURE
2013**

Assessments on each bale of cotton

Reimbursements for the abatement of nuisance cotton

Collection of penalties

Cotton Research and Protection Council Fund

Supports research programs related to cotton production and protection

Abatement of upland cotton fields

Provides a program to refund collected fees as an incentive to control boll weevils

**CONSUMER PROTECTION/FRAUD REVOLVING FUND
ATTORNEY GENERAL - DEPARTMENT OF LAW
2014**

Court costs, civil penalties, and attorney fees recovered by the state relating to consumer protection/fraud

Consumer Protection/Fraud Revolving Fund

Used by the Attorney General to provide education on fraud

Used by Attorney General for investigations and enforcement measures

**GREYHOUND ADOPTION FUND
ARIZONA DEPARTMENT OF RACING
2015**

License fees from dog breeders, racing kennels and other operations where greyhounds are raised for dog racing

Greyhound Adoption Fund

Provides financial assistance to approved nonprofits to promote the adoption of former racing greyhounds as domestic pets

**ATTORNEY GENERAL ANTITRUST REVOLVING FUND
ATTORNEY GENERAL - DEPARTMENT OF LAW
2016**

Monies recovered by the AG for State,
pertaining to antitrust, restraint of trade, or
pricefixing activities or conspiracies

Attorney General
Antitrust Revolving Fund

Funds antitrust enforcement costs

**COSMETOLOGY BOARD FUND
BOARD OF COSMETOLOGY
2017**

Revenues from fees, fines, and other sources collected by the board

Cosmetology Board Fund*

Administer licenses and exams,
inspect salons/schools, and investigate
violations
90%

General Fund
10%

*All additional collections from penalties go to the General Fund

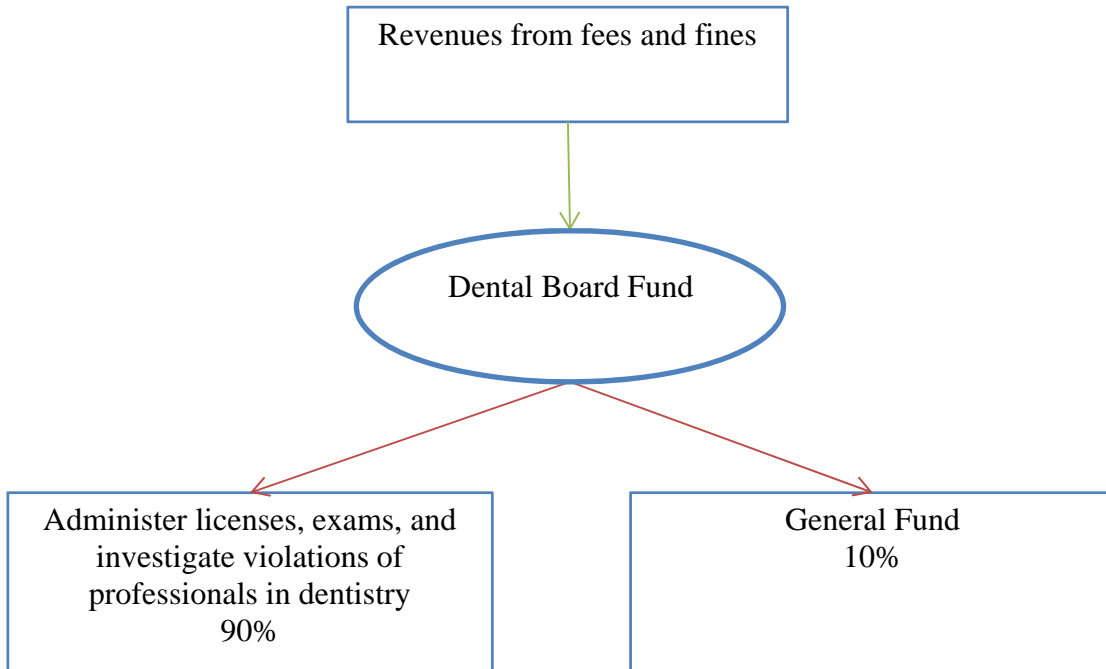
**DEVELOPMENTALLY DISABLED CLIENT TRUST FUND
DEPARTMENT OF ECONOMIC SECURITY
2019**

Interest earned from sale of real estate for
Arizona Training Program in Phoenix

Developmentally
Disabled Client Trust
Fund

Provides DES services to individuals with
developmental disabilities

**DENTAL BOARD FUND
STATE BOARD OF DENTAL EXAMINERS
2020**



*Collections from penalties go directly to the General Fund

**EGG INSPECTION FUND
ARIZONA DEPARTMENT OF AGRICULTURE
2022**

Inspection fees; Three mills per dozen on shell eggs, 3 mills per pound of egg product

Egg Inspection Fund

Regulates egg production facilities and product handling

**BOARD OF OPTOMETRY FUND
STATE BOARD OF OPTOMETRY
2023**

Examination and licensing fees

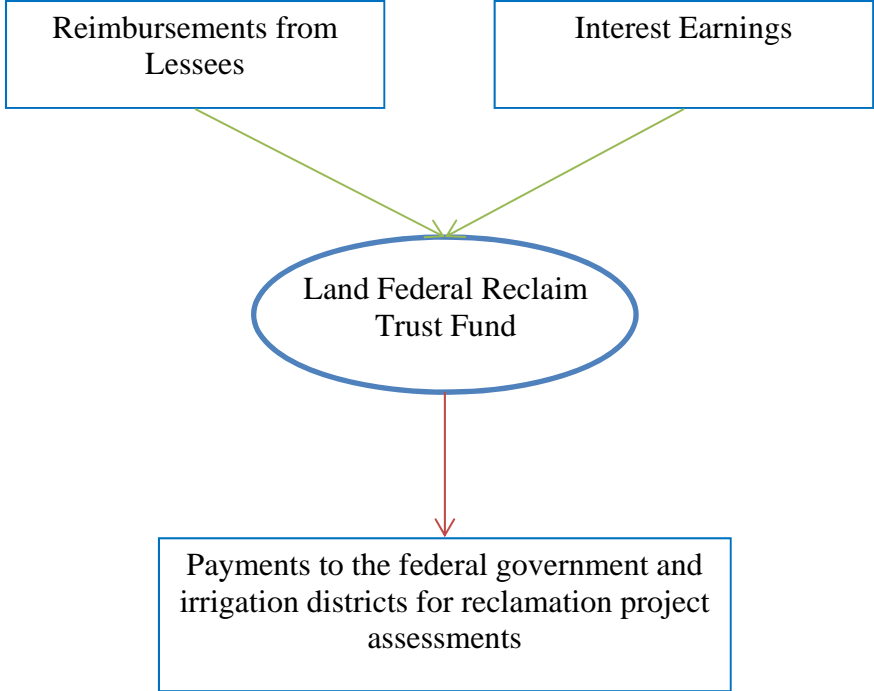
Board of Optometry Fund

Transferred to General
Fund
10%

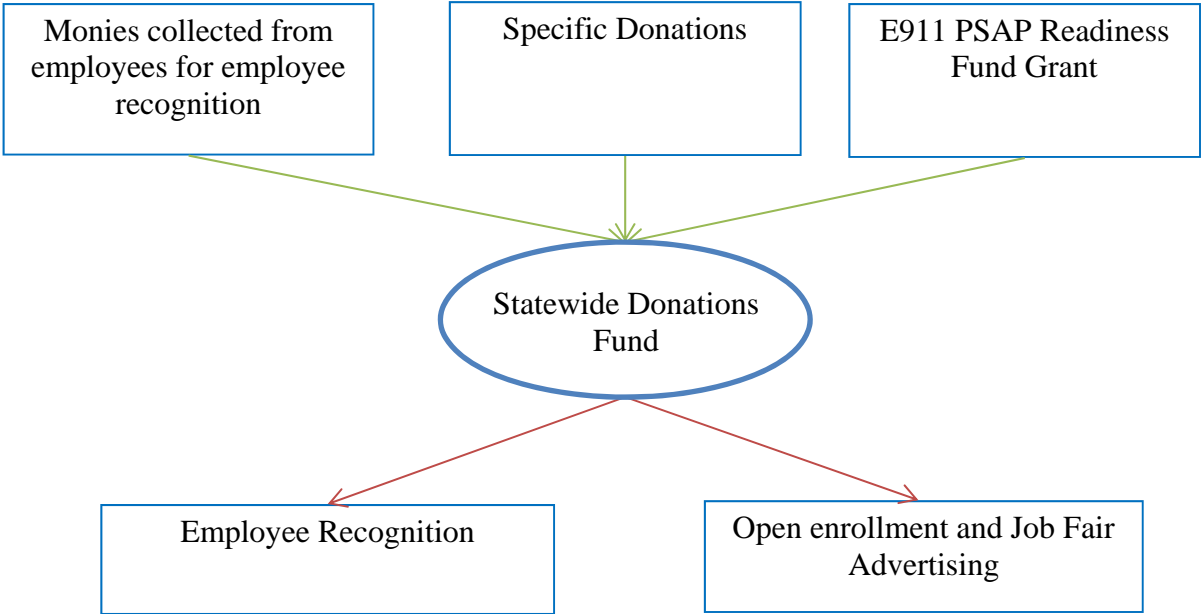
Licenses and regulates
optometrists

Issues certificates
authorizing diagnostic
pharmaceutical agents

**LAND FEDERAL RECLAIM TRUST FUND
STATE LAND DEPARTMENT
2024**



**STATEWIDE DONATIONS FUND
ARIZONA DEPARTMENT OF ADMINISTRATION
2025ADA**



**STATEWIDE DONATIONS FUND
STATE BOARD OF NURSING
2025BNA**

Donations, gifts, and private grants

Statewide Donations

Funds are used according to donor specifications

**STATEWIDE DONATIONS FUND
DEPARTMENT OF JUVENILE CORRECTIONS
2025DJA**

Gifts and donations from public or private entities

Statewide Donations Fund

Used for employee recognition programs or for according to donor specifications

**STATEWIDE DONATIONS FUND
DEPARTMENT OF EDUCATION
2025EDA**

Gifts and donations from public or private entities



Statewide Donations Fund



Funds employee recognition programs or another donor specified purpose

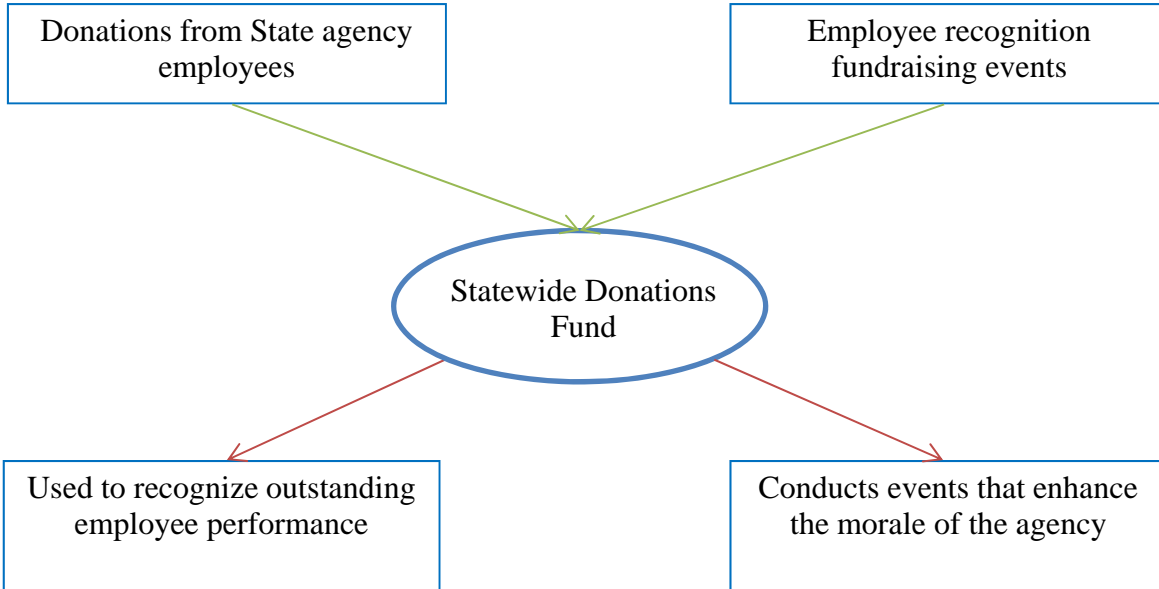
**STATEWIDE DONATIONS FUND
ARIZONA HEALTH CARE COST CONTAINMENT SYSTEM
2025HCA**

Employee and private donations and fundraising by the AHCCCS Recognition Team

Statewide Donations Fund

Morale building efforts for the agency

**STATEWIDE DONATIONS FUND
DEPARTMENT OF HEALTH SERVICES
2025HSA**



**STATEWIDE DONATIONS FUND
ARIZONA COMMISSION OF INDIAN AFFAIRS
2025IAA**

Charges for booth space at
Indian Nations and Tribes
Legislative Day

Funds from the 21
Tribes/Nations of
Arizona

Funding from private
corporations

Statewide Donations
Fund

Pays for expenses incurred for the Indian
Nations and Tribes Legislative Day (pays
tribute to the history and culture of American
Indian people)

**ARIZONA CENTENNIAL ACCOUNT FUND
DEPARTMENT OF STATE, SECRETARY OF STATE
2025STA**

Receives revenues from private donations
and grants

Arizona Centennial
Account Fund

Used for conferences, programs, and other
activities co-sponsored by donor
organizations

**STATEWIDE DONATIONS FUND
DEPARTMENT OF WATER RESOURCES
2025WCA**

Employee and private donations and fundraising by the Department

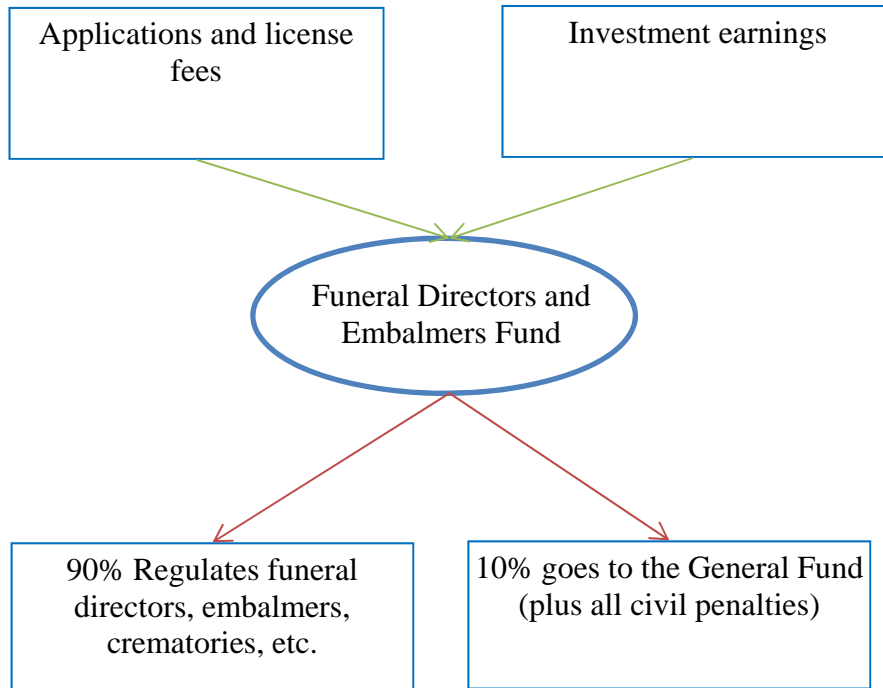


Statewide Donations Fund

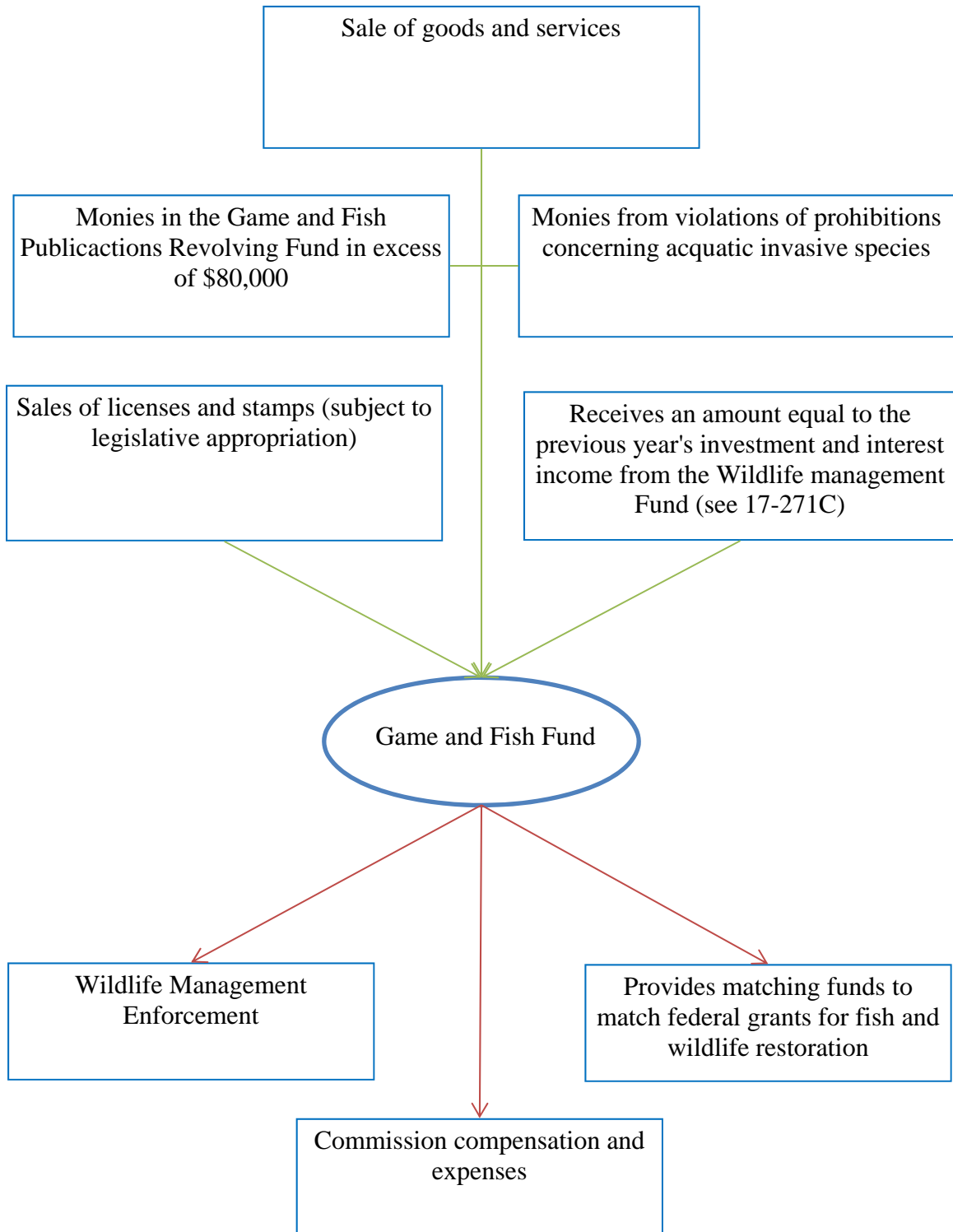


Used for morale building efforts in the agency

**FUNERAL DIRECTORS AND EMBALMERS FUND
STATE BOARD OF FUNERAL DIRECTORS & EMBALMERS
2026**



**GAME AND FISH FUND
ARIZONA GAME AND FISH DEPARTMENT
2027**



**GAME AND FISH FEDERAL REVOLVING FUND
ARIZONA GAME AND FISH DEPARTMENT
2028**

Federal Dingell-
Johnson/Pitman-
Robertson grants

U.S. Coast Guard
grants

Endangered species
programs

State
appropriations

Game and Fish Federal
Revolving Fund

Sportfish
management

Hunter Safety
Programs

Wildlife Management

Boater Safety

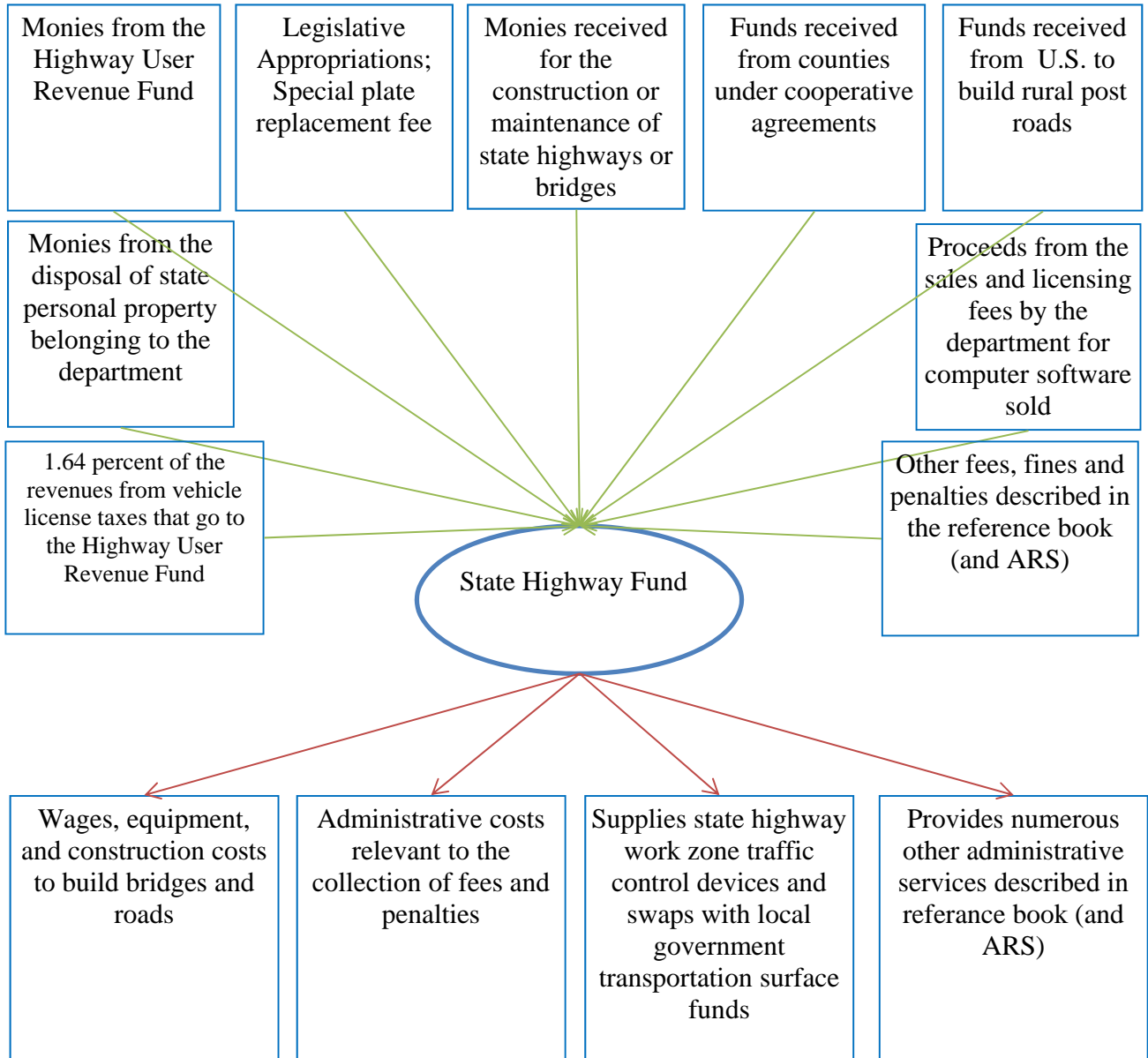
**ADOT MARICOPA REGIONAL AREA REVOLVING FUND
DEPARTMENT OF TRANSPORTATION
2029**

A Maricopa county transportation excise
tax

ADOT-Maricopa-
Regional-Area
Revolving Fund

Funds are used to construct regional roads
within Maricopa County

**HIGHWAY USER REVENUE FUND
DEPARTMENT OF PUBLIC SAFETY
2030**



**ARIZONA HIGHWAYS MAGAZINE FUND
DEPARTMENT OF TRANSPORTATION
2031**

Transfers from the State Highway Fund not to exceed \$500,000 annually

Sales of subscriptions, maps, pamphlets and other descriptive material

Monies earned from investment

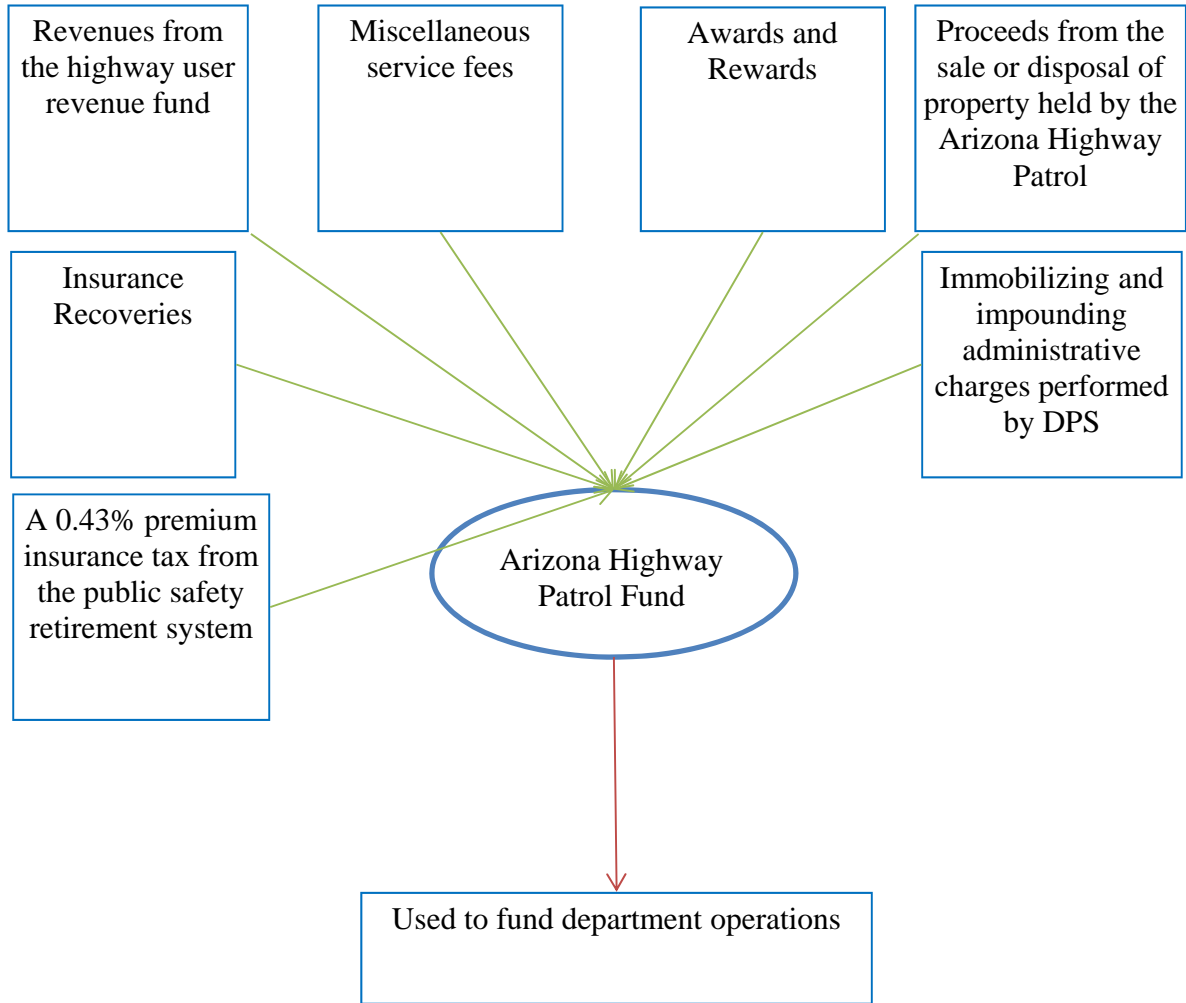
\$17 of the \$25 special license late annual fee

Arizona Highways Magazine Fund

Pays for the costs of issuing Arizona Highways special license plates

Produces subscriptions, single copies, maps, pamphlets, and other descriptive materials

**ARIZONA HIGHWAY PATROL FUND
DEPARTMENT OF PUBLIC SAFETY
2032PSA**



**INSURANCE EXAMINERS REVOLVING FUND
DEPARTMENT OF INSURANCE
2034**

Each authorized insurer deposits \$100 into the fund (time determined by Director)

Reimbursements from the fund are charged to the person being examined

Insurance Examiners Revolving Fund

Fund the director's efforts to examine transactions, accounts, and other dealings of authorized insurers

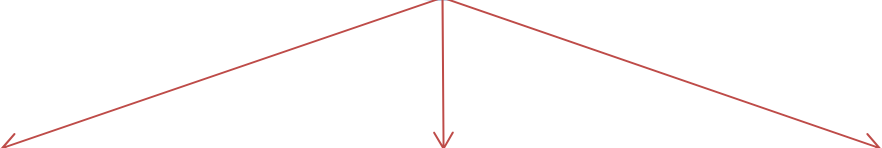
Contracts professional services as required

**LAND AND WATER CONSERVATION AND RECREATION DEVELOPMENT FUND
ARIZONA GAME AND FISH DEPARTMENT
2036**

Legislative Appropriations



Land and Water
Conservation and
Recreation Development
Fund



Recreation benefits in connection with fish and wildlife restoration projects

Used to match federal grants, state lake improvement fund, state game and fish restoration fund, or other grants

Purchases engineering services, land, rights of way, water rights or for construction purposes, etc.

Agencies:
Arizona Game and Fish Department

**COUNTY FAIRS, LIVESTOCK, AND AGRICULTURAL PROMOTION FUND
OFFICE OF THE GOVERNOR
2037**

Sales of Abandoned Property

County Fairs, Livestock, and
Agricultural Promotion Fund

Promotes livestock and agricultural
resources of the state

**MEDICAL EXAMINERS BOARD FUND
ARIZONA MEDICAL BOARD
2038**

Monies collected from examinations and
licensing of physicians and assistants

Medical Examiners Board

Deposited in General Fund
10%


Used to license, regulate, and
conduct examinations of
physicians and assistants
90%

**HOMEOPATHIC MEDICAL EXAMINERS FUND
BOARD OF HOMEOPATHIC MEDICAL EXAMINERS
2041**

Fees and Fines



Homeopathic Medical Examiners Fund



Deposited in the General Fund
10%



Regulates professionals in the homeopathy field
90%

**NATUROPATHIC BOARD FUND
NATUROPATHIC PHYSICIANS BOARD OF MEDICAL EXAMINERS
2042**

Fees and fines received by the
Naturopathic Physicians Board

Naturopathic Board Fund

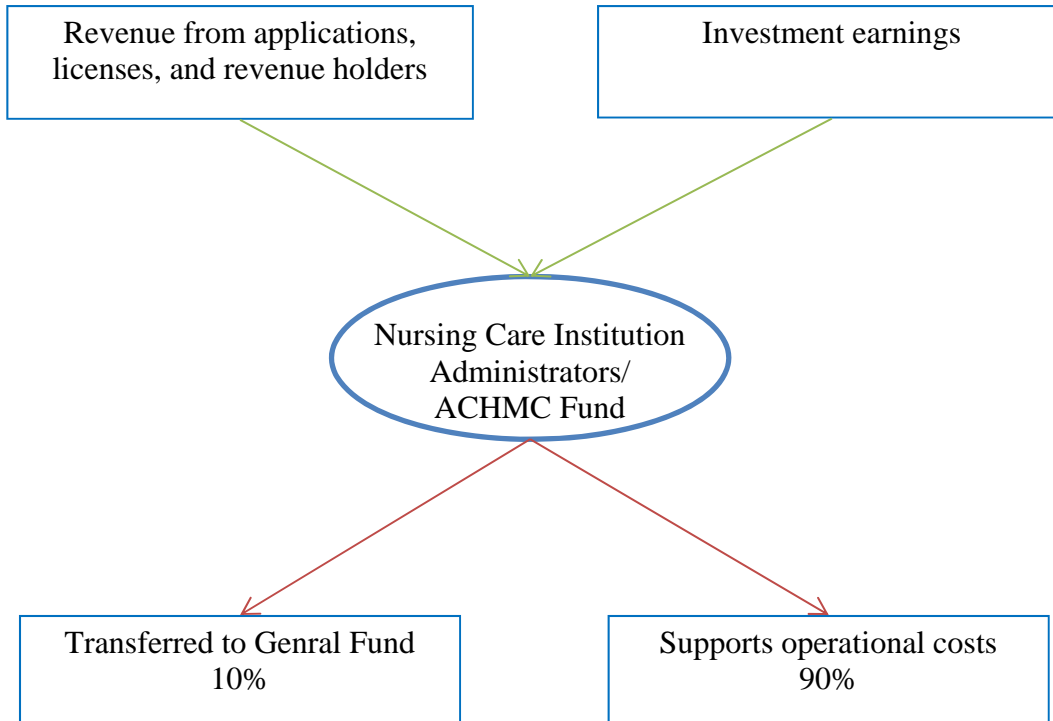
Directly deposited
into the General
Fund
10%

License and regulate
physicians and
assistants that practice
naturopathy

Accredit and approve
naturopathic medical
schools

Periodically inspect
and evaluate clinical,
internship and
naturopathic graduate
medical programs

NURSING CARE INSTITUTION ADMINISTRATORS/ACHMC FUND
NURSING CARE INSTITUTION ADMINISTRATORS EXAMINERS
2043



**NURSING BOARD FUND
STATE BOARD OF NURSING
2044**

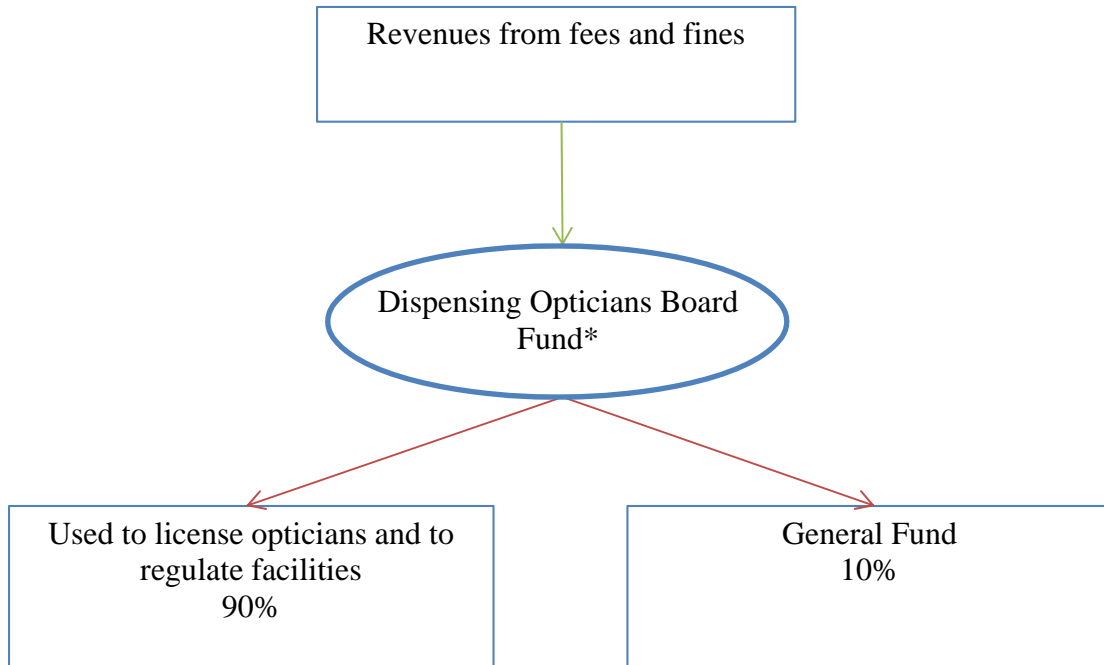
Fees established by the board

Nursing Board Fund

Transferred to General Fund
10%

Pays for distributing licenses and
for registration processes
90%

**DISPENSING OPTICIANS BOARD FUND
STATE BOARD OF DISPENSING OPTICIANS
2046**



*Collections from penalties go directly to the General Fund

**TELECOMMUNICATION FUND FOR THE DEAF FUND
2047**

A 1.1% tax is levied on the gross income derived from providing exchange access services which connect landline phones to local telecommunications networks

Telecommunication Fund
for the Deaf Fund

Provides telecommunication devices and services to the deaf, hard of hearing, and those with speech impediments

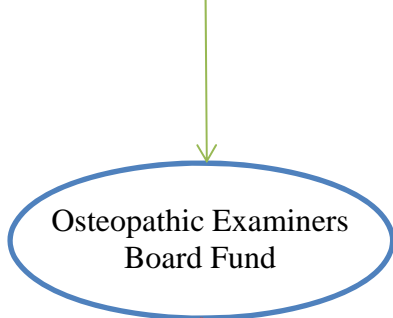
Used to operate
The Commission for the Deaf
and
the Hard of Hearing

Agencies:

Arizona State Schools for the Deaf and Blind
Commission for the Deaf and Hard of Hearing

**OSTEOPATHIC EXAMINERS BOARD FUND
ARIZONA BOARD OF OSTEOPATHIC EXAMINERS
2048**

License and malpractice fees



Osteopathic Examiners Board Fund

Transferred to General Fund
10%

Used to license and regulate
physicians that practice
osteopathic medicine
90%

**DPS PEACE OFFICERS TRAINING FUND
DEPARTMENT OF PUBLIC SAFETY
2049**

16.64% of the Criminal Justice Enhancement Fund is deposited in this fund

DPS Peace Officers Training Fund

Used exclusively for training peace officers including Indian tribe police officers

**PEST MANAGEMENT FUND
OFFICE OF PEST MANAGEMENT
2050**

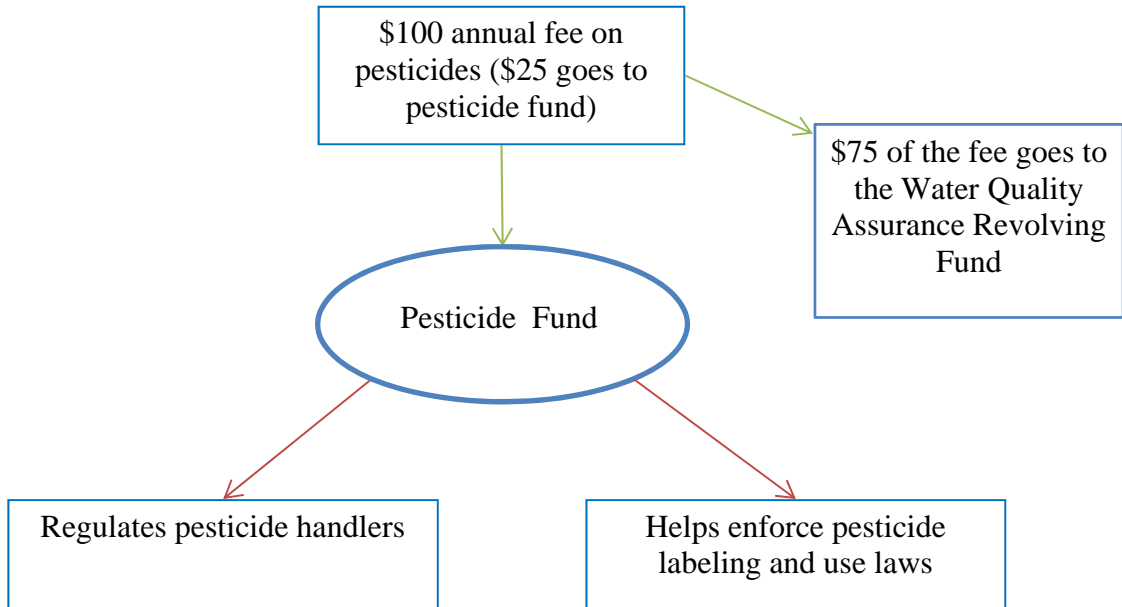
Fees for service charges,
certifications and licensing

Pest Management Fund

Funding provides licenses
and regulates professional
pest control companies

Conducts examinations of
structural pesticides

**PESTICIDE FUND
ARIZONA DEPARTMENT OF AGRICULTURE
2051**



**PHARMACY BOARD FUND
ARIZONA STATE BOARD OF PHARMACY
2052**

Licensing and examination fees

Pharmacy Board Fund

Transferred to the
General Fund
10%

Up to \$395,795 to the
controlled substances
prescription monitoring
program fund

Up to \$1 million to
the Arizona Poison
and Drug Information
Center

Agency operations

**PHYSICAL THERAPY FUND
BOARD OF PHYSICAL THERAPY EXAMINERS
2053**

Fees and fines received by the board

Physical Therapy Fund

Transferred to the
General Fund
10%

Used to license and
regulate therapists
90%

DANGEROUS PLANTS, PESTS, AND DISEASES TRUST FUND
ARIZONA DEPARTMENT OF AGRICULTURE
2054

Reimbursements for cotton
abatement expenses

Earnings from investments

Dangerous Plants,
Pests and Diseases
Trust Fund

Funds help control and eradicate noxious
weeds, plants, pests, and diseases

Funds administrative costs of the program
including salaries, fees, travel expenses, etc.

**PODIATRY EXAMINERS BOARD FUND
STATE BOARD OF PODIATRY EXAMINERS
2055POA**

Fees and fines received by the board

Podiatry Examiners
Board Fund

Deposits to the General Fund
10%

Used to license and regulate
podiatrists
90%

**PRIVATE POSTSECONDARY EDUCATION FUND
STATE BOARD FOR PRIVATE POSTSECONDARY EDUCATION
2056**

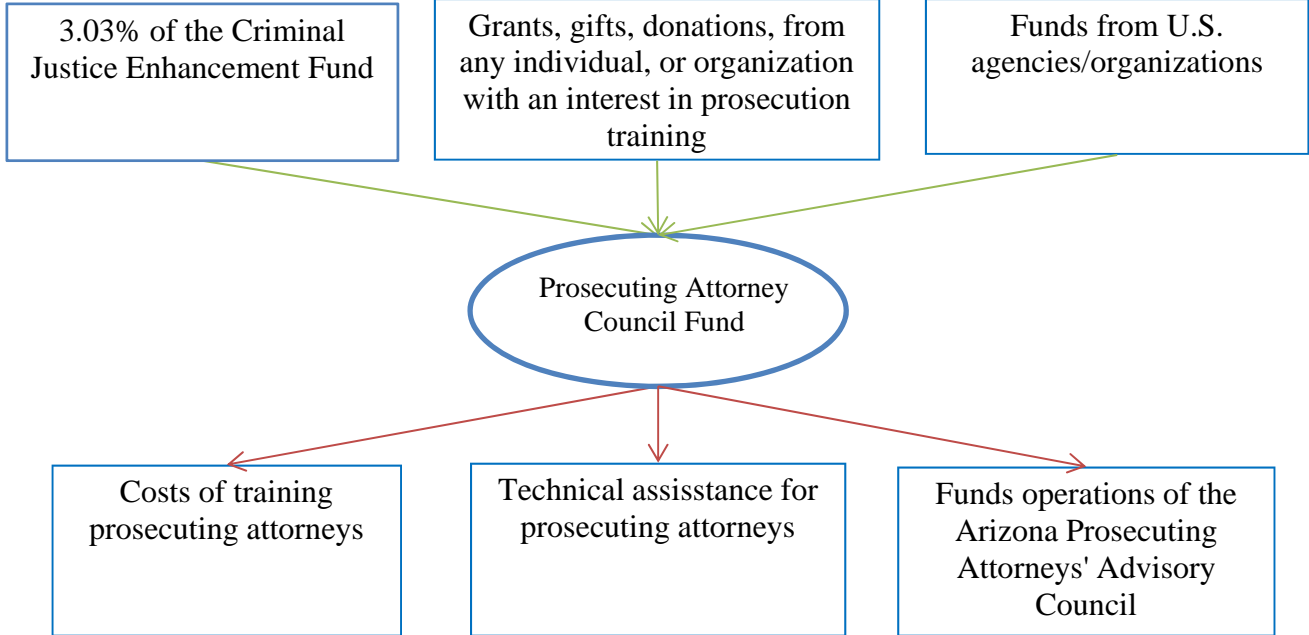
Annual license filing fees paid by private postsecondary institutions (based on gross tuition revenues)

Private Postsecondary Education Fund

Deposited into General Fund
10%


Supports regulatory activities of the State Board for Private Postsecondary Education
90%

**PROSECUTING ATTORNEY COUNCIL FUND
ATTORNEY GENERAL - DEPARTMENT OF LAW
2057**



**PSYCHOLOGIST EXAMINERS BOARD FUND
STATE BOARD OF PSYCHOLOGIST EXAMINERS
2058**

Various applications, license fees, biennial renewals, and publication fees established by A.R.S. 32-2067



Deposited into General Fund
10%

Used to license and regulate psychologists and behavioral analysts
90%

**AUTOMOBILE THEFT AUTHORITY FUND
AUTOMOBILE THEFT AUTHORITY
2060**

Public or private monies
deposited in this fund

\$.50 semi-annual fee for
liability insurance

Appropriated funds and
investment earnings

Automobile Theft Authority
Fund

Funds given to public agencies
to prevent motor vehicle theft
90%

Costs of administration $\leq 10\%$

**STATE RADIOLOGIC TECHNOLOGIST CERTIFICATION FUND
RADIATION REGULATORY AGENCY
2061**

Examination or licensing fees

State Radiologic
Technologist
Certification Fund*

Used according to legislative
specifications

Provides matching money for
federal grants

*Penalties or other misconduct receive \$250 fines directly
deposited into the General Fund

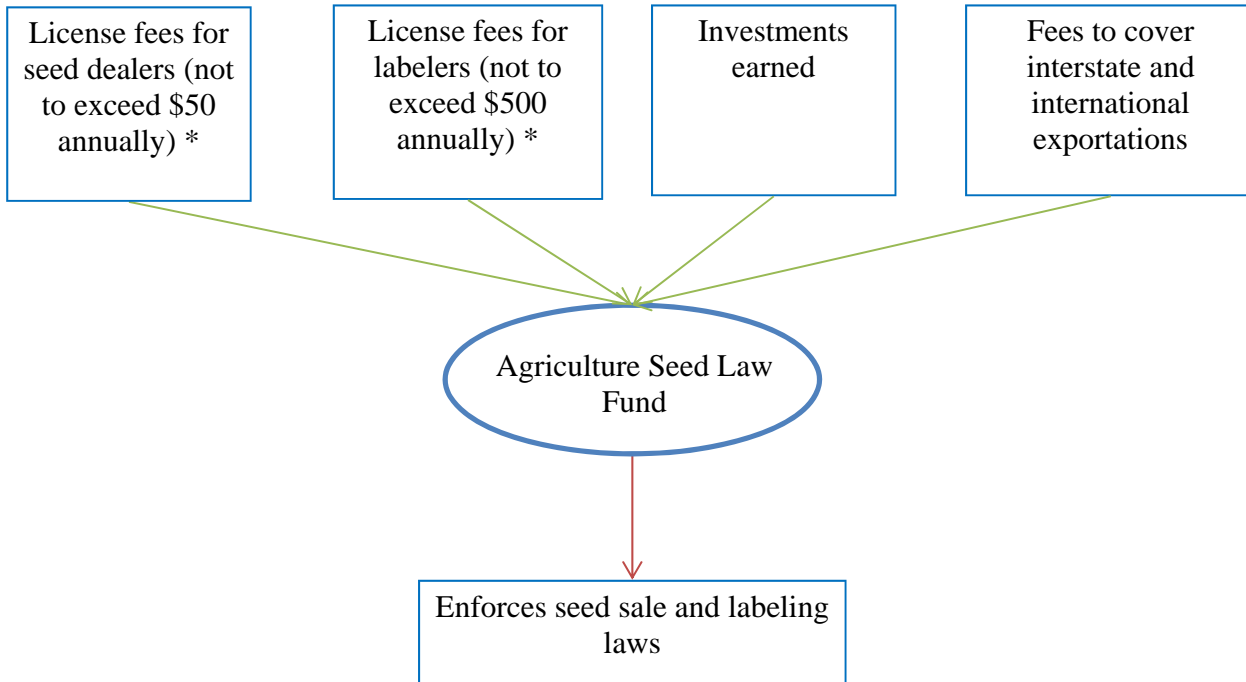
**GAME AND FISH CONSERVATION DEVELOPMENT FUND
ARIZONA GAME AND FISH DEPARTMENT
2062**

Repository for surcharge collections from the sale of hunting and fishing licenses, trout stamps, etc.

Game and Fish
Conservation
Development Fund

Monies are transferred to the Capital Improvement Fund (2203) to acquire, maintain, or renovate the Department's facilities

**AGRICULTURE SEED LAW FUND
ARIZONA DEPARTMENT OF AGRICULTURE
2064**



*An additional 10% charge for failure to renew license may be charged and deposited in the fund.

LIVESTOCK CUSTODY FUND
ARIZONA DEPARTMENT OF AGRICULTURE
2065

Reimbursements for feeding,
care and auctioning of
livestock that are stray or
seized

Monies earned from
investments

Livestock Custody Fund

Used for costs associated with
the seizure of livestock when
ownership is questionable

**SPECIAL ADMINISTRATION FUND
DEPARTMENT OF ECONOMIC SECURITY
2066**

Fines imposed on employers when they fail to file a quarterly wage and contribution report*

Special Administration Fund

Helps pay for the Jobs Program which helps Cash Assistance recipients find work

Funds an uninsurance program to cover Department errors

**ATTORNEY GENERAL CJEF DISTRIBUTIONS FUND
ATTORNEY GENERAL - DEPARTMENT OF LAW
2068**

Court penalty assessments deposited into the Criminal Justice Enhancement Fund

Criminal Justice Enhancement Fund

9.5% of CJEF goes to the Attorney General

Attorney General CJEF Distributions Fund

Given to county attorneys to improve prosecution efforts

**REVENUE INCOME TAX FUND
DEPARTMENT OF REVENUE
2069**

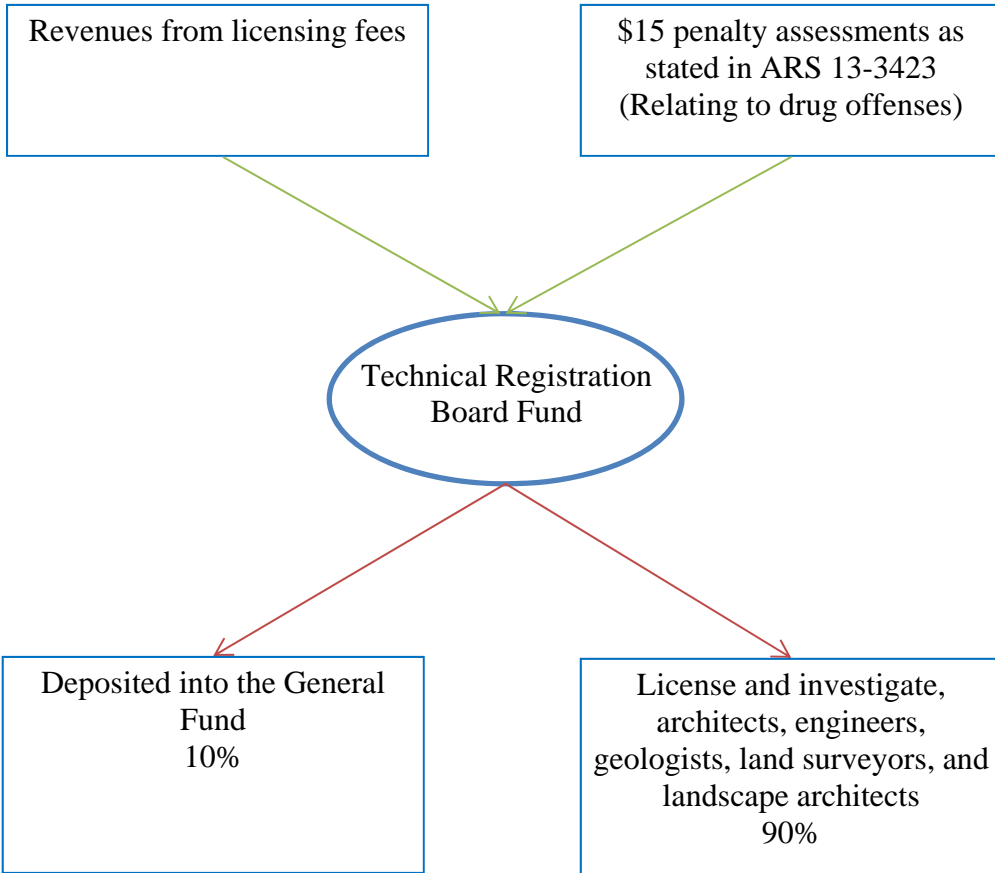
Transfers from the State General Fund

Revenue Income Tax
Fund

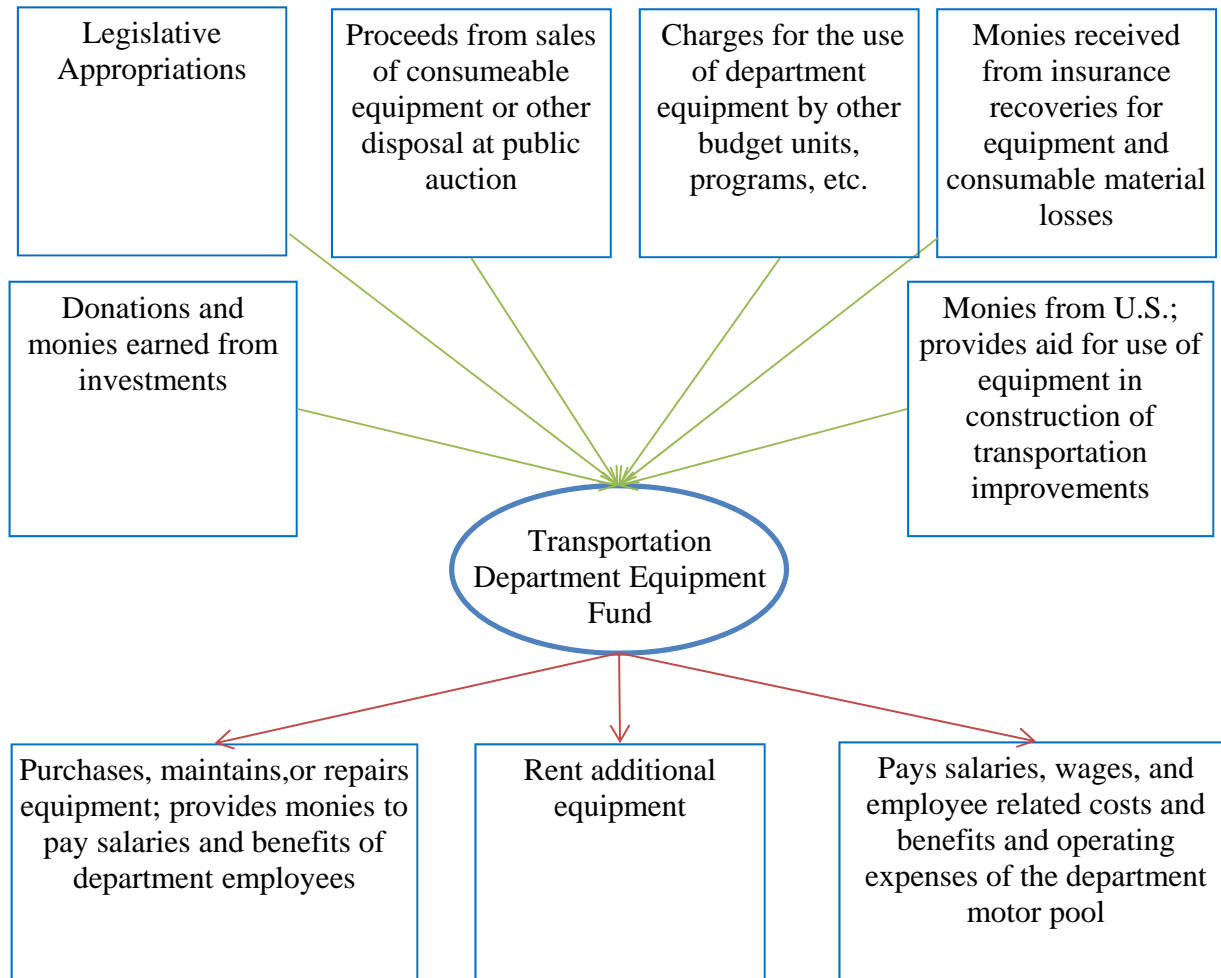
Funds are used to provide income
tax refunds

Amounts above \$500,000 at the
end of the fiscal year go to the
General Fund

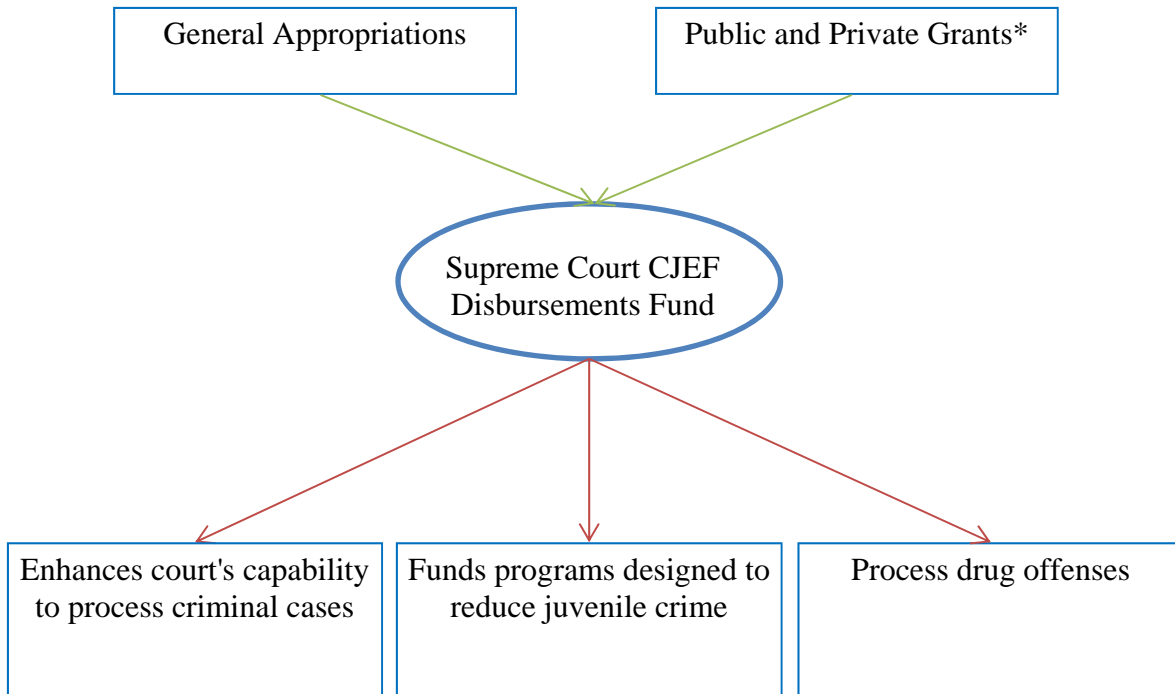
**TECHNICAL REGISTRATION BOARD FUND
STATE BOARD OF TECHNICAL REGISTRATION
2070**



TRANSPORTATION DEPARTMENT EQUIPMENT FUND
DEPARTMENT OF TRANSPORTATION
2071



**SUPREME COURT CJEF DISBURSEMENTS FUND
JUDICIARY
2075**



*Notes: Grants often come through the Arizona Criminal Justice Commission's Drug and Gang Enforcement Account

**UTILITY SITTING FUND
CORPORATION COMMISSION
2076**

Application fees for proposed powerplants
and transmission lines
(Ranging from \$1,000 to \$10,000)

Utility Sitting Fund

Costs incurred by the line sitting committee

**VETERANS' CONSERVATORSHIP FUND
DEPARTMENT OF VETERANS' SERVICES
2077**

Funds include revenues from fees charged for fiduciary services provided to clients

Veterans'
Conservatorship Fund

Funds are used to provide financial guardian and conservatorship to incapacitated veterans

**VETERINARY MEDICAL EXAMINERS BOARD FUND
STATE VETERINARY MEDICAL EXAMINING BOARD
2078**

Revenues come from licenses and application fees

Veterinary Medical
Examiners Board Fund

Deposited in the General Fund
10%

Licenses and regulates veterinary
professionals and premises
90%

**WATERCRAFT LICENSING FUND
ARIZONA GAME AND FISH DEPARTMENT
2079**

Licensing Fees

Registration of watercraft (A.R.S. 5-321A)

Watercraft Licesning
Fund

Administer and enforce boating
laws

Provides educational programs
on boat safety

**GAME AND FISH WILDLIFE THEFT PREVENTION FUND
ARIZONA GAME AND FISH DEPARTMENT
2080**

Chapter 17 fines or
damage assessment
collections

Donations

Legislative
Appropriations

Game and Fish Wildlife
Theft Prevention Fund

Rewards for
providing
information on
illegal wildlife
activities

The financing of a
statewide telephone
reporting system
"Operation Game
Thief"

Promotes the public
awareness of the
wildlife theft
prevention program

Investigations of the
unlawful commercial
use of wildlife

**FERTILIZER MATERIALS FUND
ARIZONA DEPARTMENT OF AGRICULTURE
2081**

Inspection fee of \$.20
for each ton of
commercial fertilizer

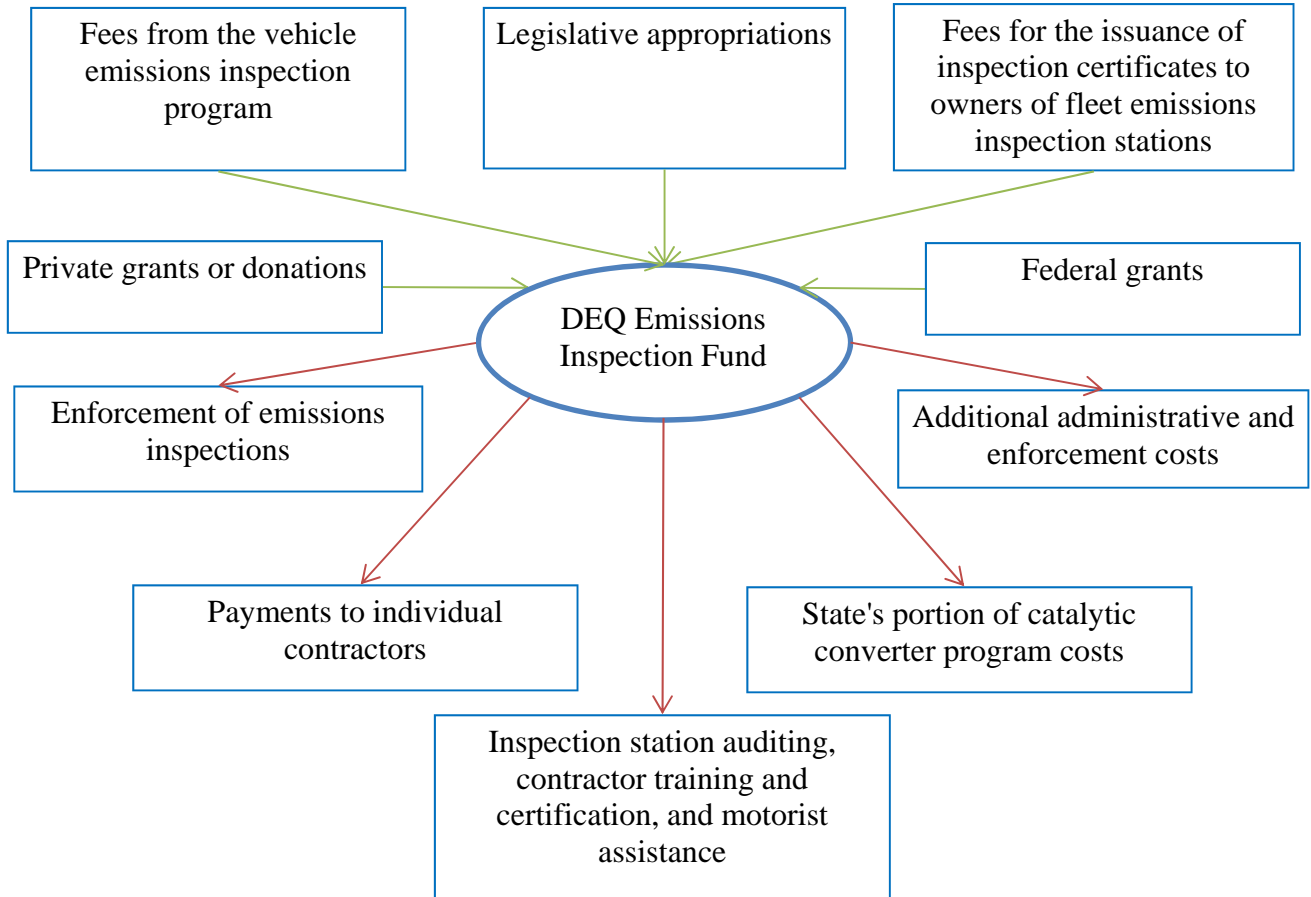
\$125 license fee for each separate
business that manufactures commercial
fertilizers (\$25 goes to pesticide fund)

\$100 of the fee goes to
the Water Quality
Assurance Revolving
Fund

Fertilizer Materials

Helps enforce labeling
requirements and other laws

**DEQ EMISSIONS INSPECTION FUND
DEPARTMENT OF ENVIRONMENTAL QUALITY
2082**



**BEEF COUNCIL FUND
ARIZONA DEPARTMENT OF AGRICULTURE
2083**

Brand inspections of \$1 per
head of cattle

Beef Council Fund

Used for promotion of beef and beef
products, and the development of
new markets *

*No more than 5%
may be used on
administrative
purposes

**GRANTS AND SPECIAL REVENUES FUND
JUDICIARY
2084**

Revenues are from federal, state,
local, and private grants

Grants and Special
Revenues Fund

To be used as specified in the
grant

**CORRECTIONS FUND
2088**

Alcohol and Tobacco Taxes (ARS 42-3052)

Corrections Fund

DOC for costs incurred in the minor maintenance and the operations of corrections facilities

DOA for operation, maintenance, construction of state prisons and juvenile correction facilities

Department of Juvenile Corrections for costs incurred in the minor maintenance/operations of state operated juvenile facilities

Agencies:
Arizona Department of Administration
Department of Corrections

**DISEASE CONTROL RESEARCH FUND
DEPARTMENT OF HEALTH SERVICES
2090**

Investment earnings

Monies from the
state lottery fund

Gifts, contributions
or other monies

Legislative
appropriations

Disease Control Research
Fund

Used to contract with individuals,
organizations or corporations in
Arizona to advance research on
treatment or prevention of diseases

Obtain expert services to assist in
the evaluation of requests and
proposals

Employ personnel as needed

**CHILD SUPPORT ENFORCEMENT ADMINISTRATION FUND
DEPARTMENT OF ECONOMIC SECURITY
2091**

Collection of payments to former Cash Assistance recipients

Title IV-D funds received from the U.S. Department of Health and Human Services

Child Support Enforcement Administration Fund

Helps assist in the operation of the state's child support program

**ECONOMIC SECURITY CPA INVESTMENTS FUND
DEPARTMENT OF ECONOMIC SECURITY
2093**

All club liquor application and license fees
where sale of liquor is made to members
only

Economic Security CPA
Investments Fund

Buildings, equipment, and other capital
investments

**HEALTH RESEARCH FUND
DEPARTMENT OF HEALTH SERVICES
2096**

Revenues include five cents for every dollar in Tobacco Tax and Health Care Fund for research purposes

Health Research Fund

Research for the prevention and treatment of tobacco related disease and addiction

Research on diagnosis of diseases and formulation of cures

Behavioral studies and attitude assessments

**FREEDOM ACADEMY FUND
DEPARTMENT EMERGENCY AND MILITARY AFFAIRS
2104**

Private donations

Freedom Academy Fund

Funds drug programs and interdiction for
the youth

**STATE LAKE IMPROVEMENT FUND
STATE PARKS BOARD
2105**

Interest earnings

Motor vehicle fuel tax
revenues

Watercraft license tax
revenues

State Lake Improvement
Fund

Funds staff support to
plan and administer the
fund

Funds projects on waters
where gasoline powered
boats are permitted

Used on projects where
matching funds are
available

NAVAJO CAMP FUND
DEPARTMENT OF EMERGENCY AND MILITARY AFFAIRS
2106

Revenues are from storage of commodities and other services provided

Interest earned on fund monies

Navajo Camp Fund

Used for the operation, maintenance, and personnel services necessary for the National Guard to run a training site in Bellemont

**STATE EDUCATION FUND FOR CORRECTIONAL EDUCATION FUND
DEPARTMENT OF CORRECTIONS
2107**

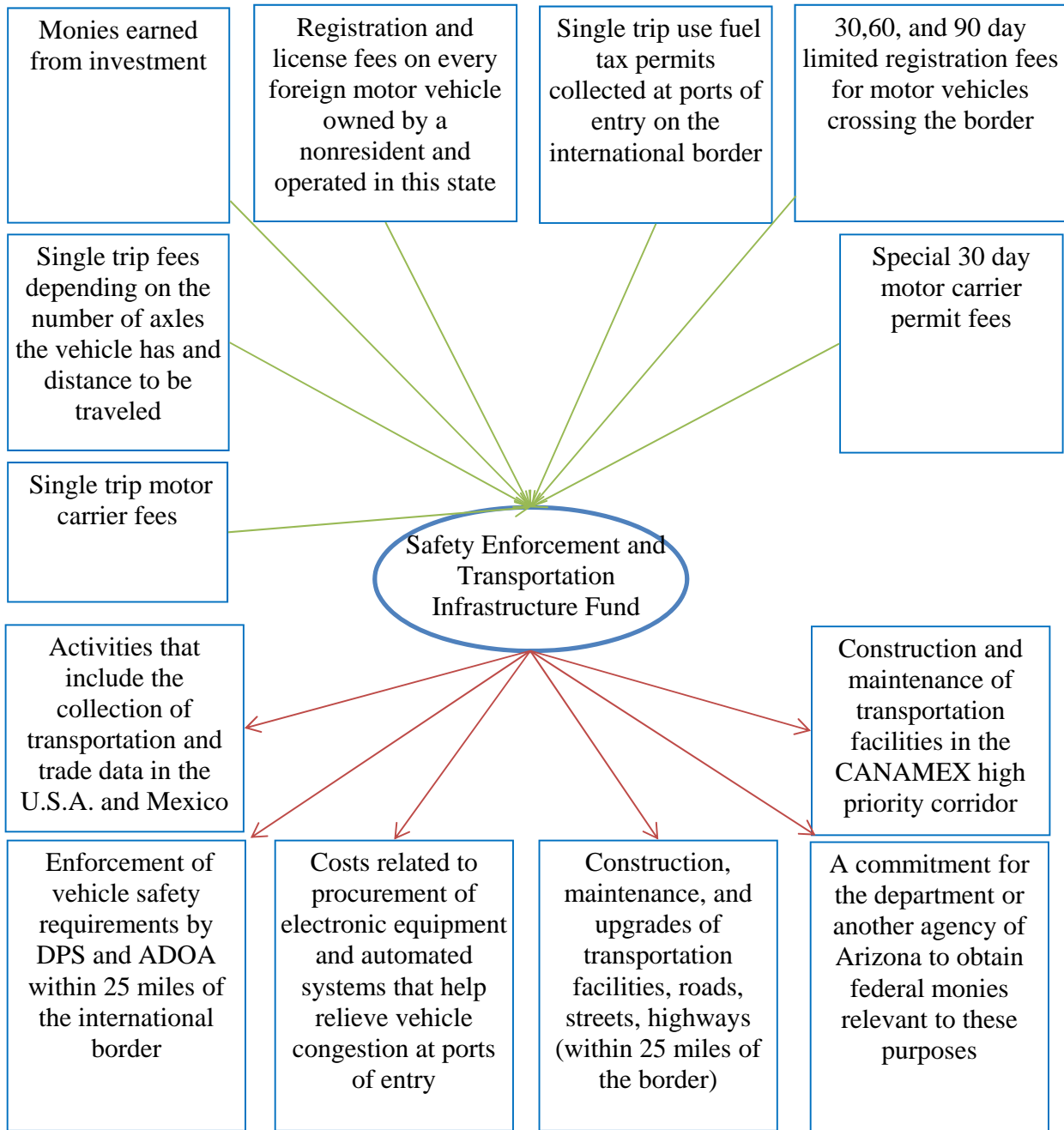
State Equalization Aid

Federal grants and other monies

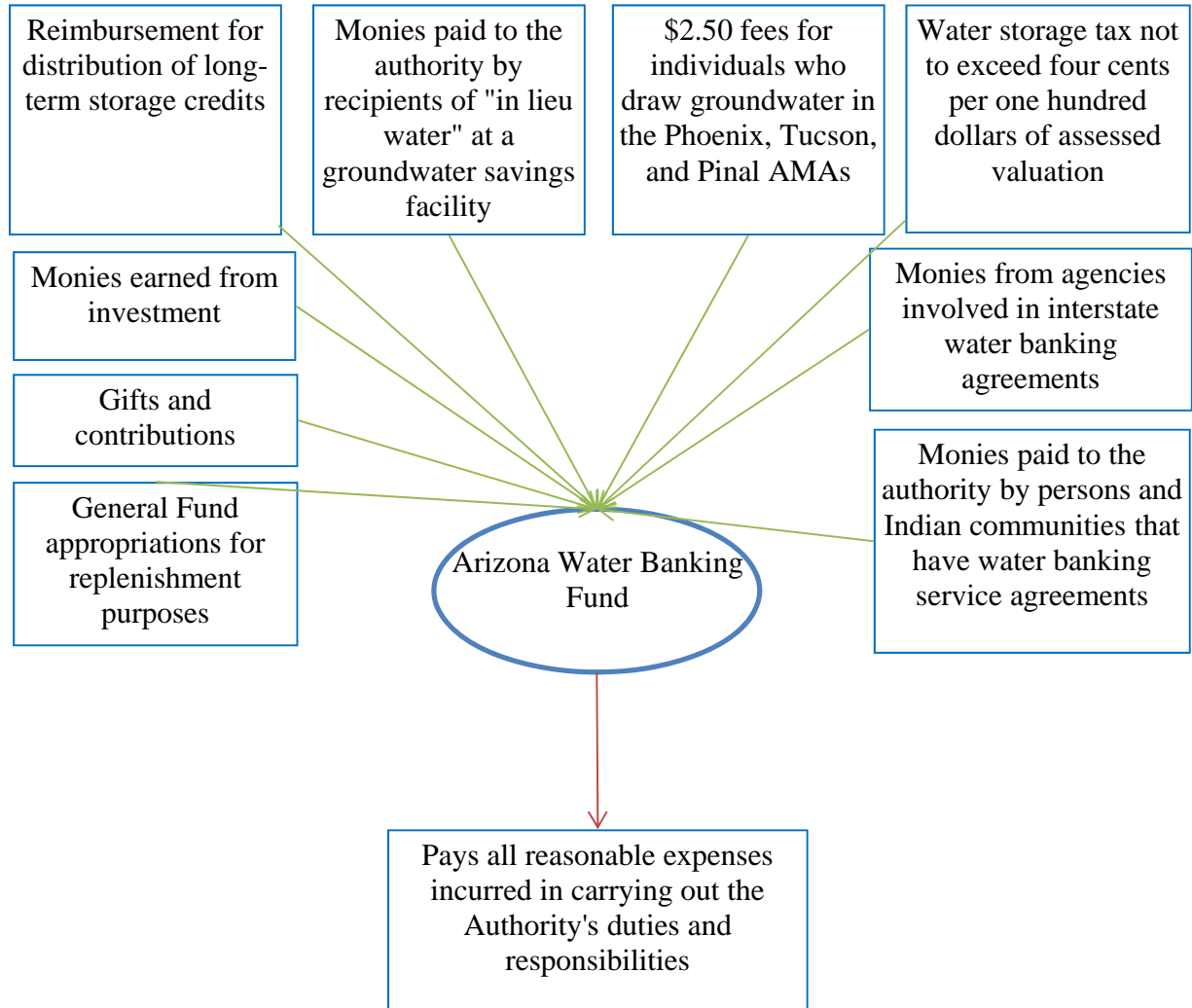
State Education Fund for
Correctional Education
Fund

Used to educate minors that are incarcerated
in state prisons

SAFETY ENFORCEMENT AND TRANSPORTATION INFRASTRUCTURE FUND
2108



ARIZONA WATER BANKING FUND
DEPARTMENT OF WATER RESOURCES
2110



**BOATING SAFETY FUND
2111**

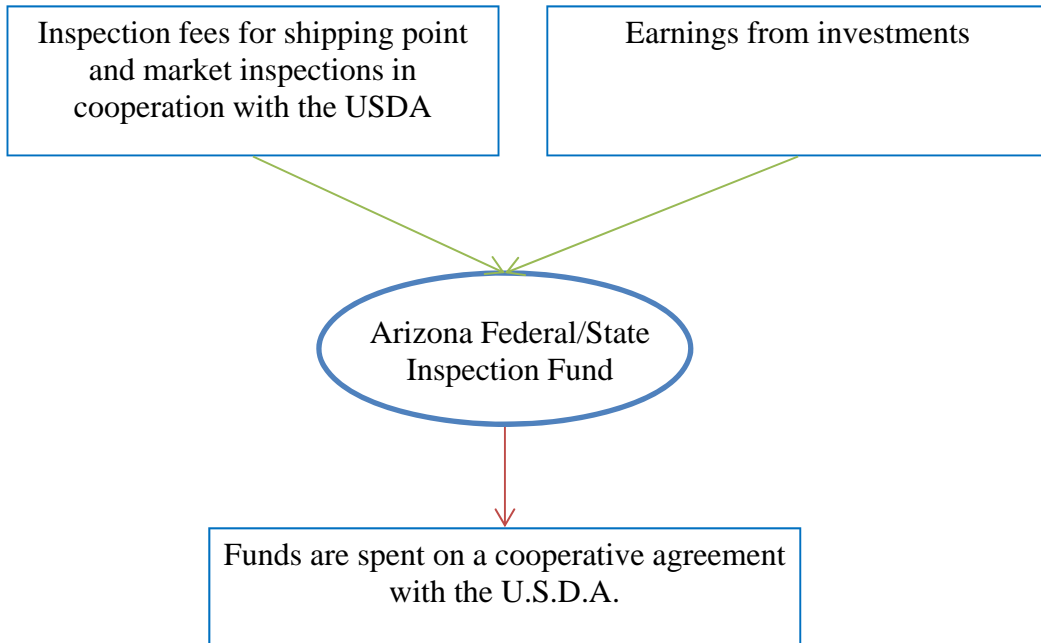
Revenues include 85% of 35% of the fees for registration and infrastructure of the watercraft license tax

Boating Safety Fund

Distributed to county boards and is to be used by law enforcement agencies for boating law enforcement, personnel, equipment and training

Agencies:
State Parks Board
State Treasurer

ARIZONA FEDERAL/STATE INSPECTION FUND
ARIZONA DEPARTMENT OF AGRICULTURE
2113



**ARIZONA PROPERTY AND CASUALTY INSURANCE FUND
DEPARTMENT OF INSURANCE
2114**

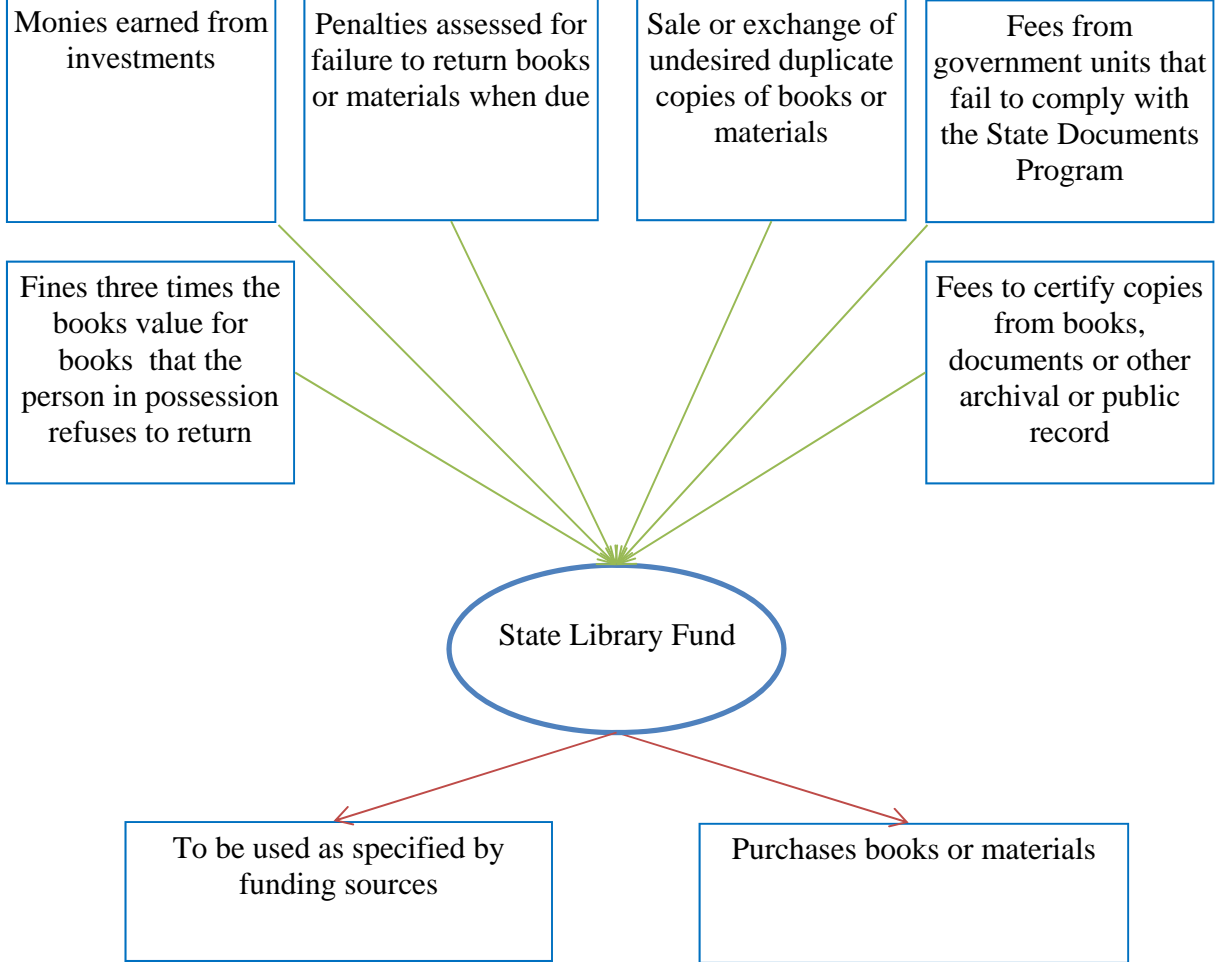
Revenues from the estates of insolvent property and casualty insurers

Revenues from assessments made against solvent insurers

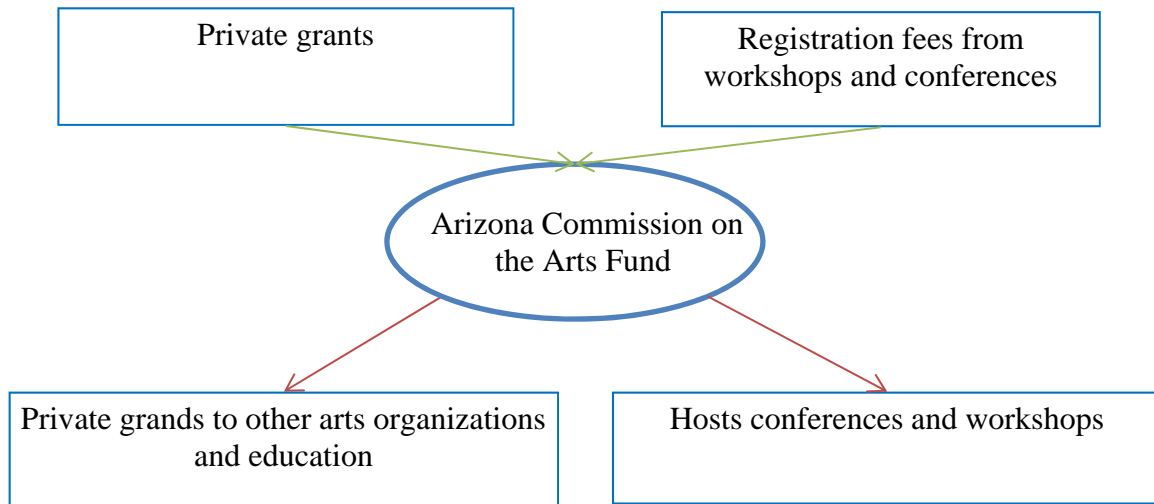
Arizona Property and Casualty Insurance Gurantee Fund

Pays the liabilities of insolvent insurers

STATE LIBRARY FUND
DEPARTMENT OF STATE, SECRETARY OF STATE
2115



ARIZONA COMMISSION ON THE ARTS FUND
ARIZONA COMMISSION ON THE ARTS
2116



**COMMUNITY PUNISHMENT PROGRAM FUND
JUDICIARY
2119**

Funds allocated to a Superior Court in a county participating in a community Punishment Program

Community Punishment Program Fund

Provides programs, services, and increased supervision to special probation populations

Promotes accountability and financial restitution to victims of crimes or community work service to local governments

Reduces the number of felony offenders placed to county jails by the superior court

Used to acquire, renovate and operate community based facilities but cannot be used on municipal jails

AHCCCS FUND
ARIZONA HEALTH CARE COST CONTAINMENT SYSTEM
2120

1. Payment from each county
2. Revenues from the state and employee contributions

3. Monies from appropriations (as needed only)
4. Gifts, grants, and donations

5. Federal grants
6. Interest earned
7. Reimbursements for data collection

AHCCCS Fund

Pays administrative and program costs

Helps pay for the long-term care system

**LOTTERY FUND
2122**

Revenues from lottery ticket sales
(including multistate lottery tickets)

Lottery Fund

Lottery revenue bond debt
service fund is secured by a first
lien on the monies in the state
lottery fund

Lottery operation costs
(distributes prize money)

\$10 million to the Arizona game and fish commission heritage
fund

\$84,150,000 to General Fund

\$5 million to DES for the healthy families program

\$4 million for the AZ health education system

\$3 million to DHS to fund the teenage pregnancy prevention
programs

\$2 million to DHS for the Health Start Program

\$2 million to the disease control research fund

\$1 million federal women, infants and children food program

\$1 million dollars or the remaining balance (whichever is less) to
DES for grants to nonprofit organizations, for homeless
emergency and transitional shelters

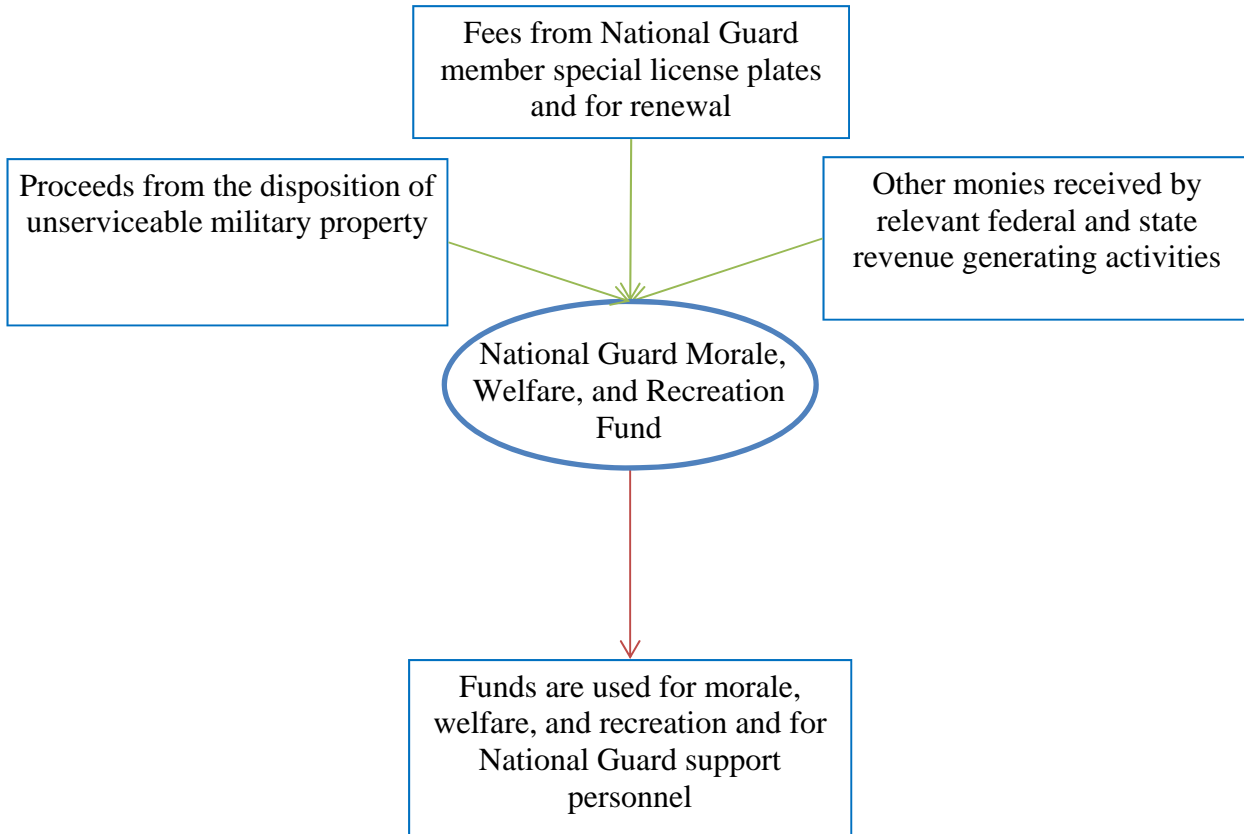
At least \$99,640,000 in the General Fund

\$3,500,000 to the Arizona Competes Fund

Remaining funds to the university capital improvement lease-to-
own and bond fund (up to 80% of total annual payments)

Any remainder to the General Fund

**MILITARY INSTALLATION FUND
DEPARTMENT OF EMERGENCY AND MILITARY AFFAIRS
2124**



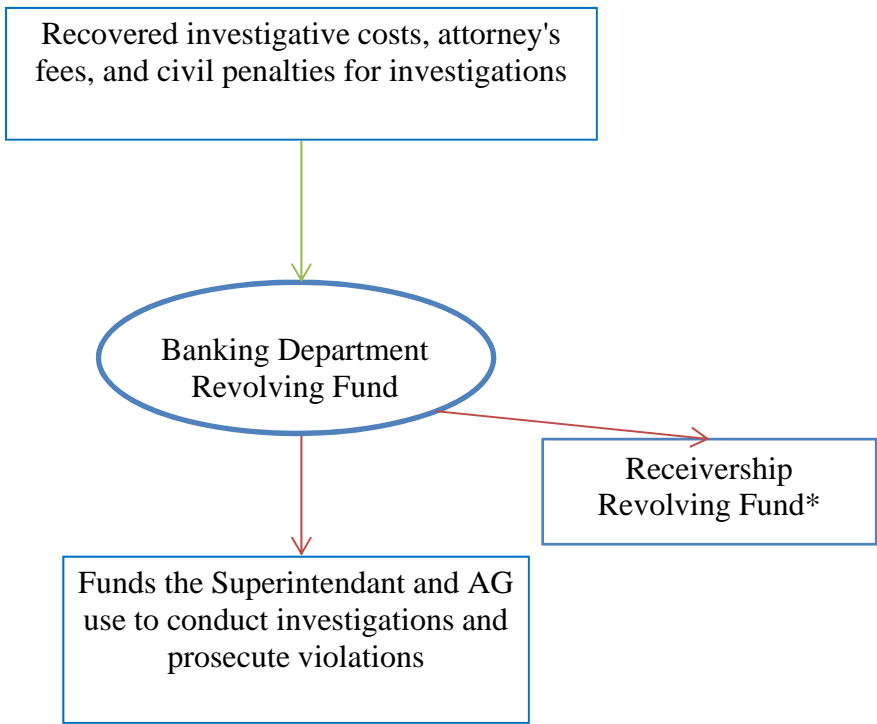
**HISTORICAL SOCIETY PRESERVATION/RESTORE FUND
ARIZONA HISTORICAL SOCIETY
2125**

Research and photo requests provided by library staff

Historical Society
Preservation/Restore
Fund

Funds are used for copying, preserving, and restoring historical photographs

**BANKING DEPARTMENT REVOLVING FUND
STATE DEPARTMENT OF FINANCIAL INSTITUTIONS
2126**



*If the unencumbered portion of the fund exceeds two hundred thousand dollars at the end of the fiscal year, all unencumbered monies in excess of two hundred thousand dollars shall be deposited in the department receivership revolving fund, pursuant to section 6-135.01.

**FUND
GAME/NON-GAME FUND
ARIZONA GAME AND FISH DEPARTMENT
2127**

Revenues are from Arizona
income tax non-game check-off

Investment Earnings

Game/Non-Game Fund

Used for development and evaluation of
information about non-game birds, fish, and
amphibians and their habitats

**EARLY GRADUATION SCHOLARSHIP FUND
COMMISSION FOR POSTSECONDARY EDUCATION
2128**

Revenues from legislative appropriations

Reimbursements from students for failure to complete degree in three years

Postsecondary Education Voucher Fund

Scholarships provided to graduates of community colleges and Indian tribal colleges (\$2,000 annually for 2 years) pursuing a baccalaureate degree at a private university

CAP MUNICIPAL AND INDUSTRIAL REPAYMENT FUND
STATE LAND DEPARTMENT
2129

Revenues are from the transfers of
water rights from the Central
Arizona Project

CAP Municipal and
Industrial Repayment
Fund

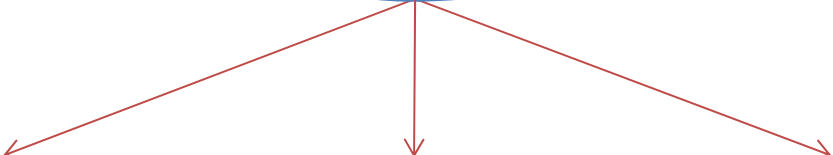
Helps offset the costs of water
service payments by the CAP

**ATTORNEY GENERAL ANTI-RACKETEERING FUND
2131**

Racketeering prosecution and investigation costs recovered by the state



Attorney General Anti-Racketerring Fund



Funds gang prevention and witness protection programs

Investigates and prosecutes racketerring

Substance abuse prevention and education programs

ATTORNEY GENERAL COLLECTION ENFORCEMENT FUND
ATTORNEY GENERAL - DEPARTMENT OF LAW
2132

Debts collected on behalf of the state by the
Attorney General

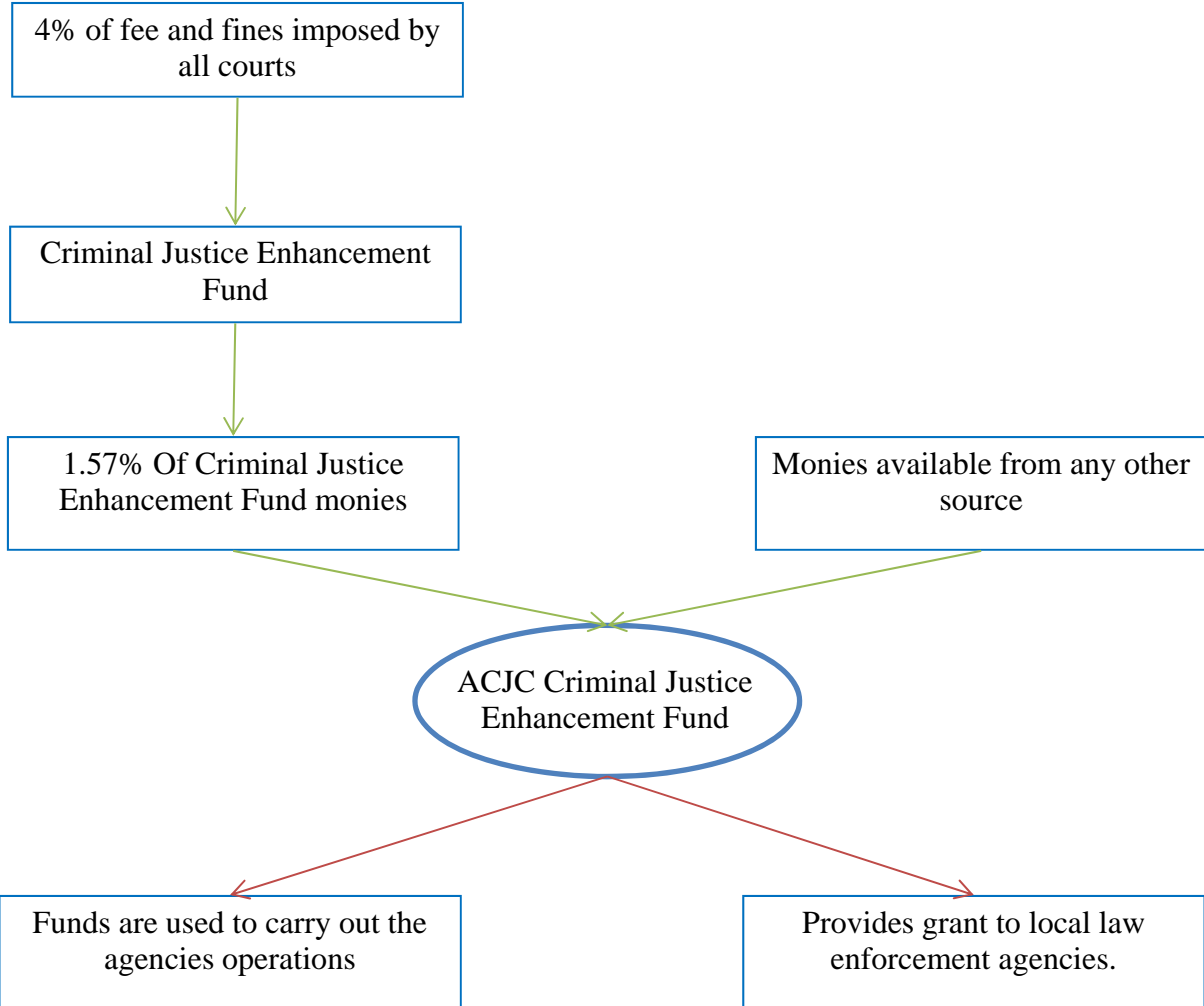
Attorney General
Collection Enforcement Fund

Used to collect debts for the state
or its agencies
35%

Reverts to funds that do not revert
to General Fund at the end of the
fiscal year
65%

Any remaining funds revert back
to the General Fund

**ACJC CRIMINAL JUSTICE ENHANCEMENT FUND
ARIZONA CRIMINAL JUSTICE COMMISSION
2134**



**ARIZONA YOUTH FARM LOAN FUND
DEPARTMENT OF EDUCATION
2136**

Revenues include interest earnings held by the federal government as a trustee for the Arizona Rural Rehabilitation Corporation

Monies earned from investment

Arizona Youth Farm Loan Fund

Used to provide loans to individuals under 25 that are interested in attending agricultural programs (must have the intent to farm)

**NUCLEAR EMERGENCY MANAGEMENT FUND
2138**

An assessment is levied against multiple corporations that operate at the Palo Verde Nuclear Generating Station

Nuclear Emergency Management Fund

Develops and maintains a state plan for an off-site response to an emergency

Preparations for radiological emergency response plans

Agencies:
Arizona Department of Agriculture
Department of Emergency and Military Affairs
Radiation Regulatory Agency

**NATIONAL GUARD FUND
DEPARTMENT OF EMERGENCY AND MILITARY AFFAIRS
2140**

Monies appropriated to the
National Guard

Monies from the rental and use
of armories

National Guard Fund

Used for the maintenance of armories

**THE STATE AID TO DENTENTION FUND
JUDICIARY
2141**

Legislative Appropriations

The State Aid to
Detention Fund

Provides state assistance to
counties in maintaining,
operating, and expanding
juvenile detention centers

Secures payments of bonds
and pays for the principal
and interest of bonds

**INFORMATION TECHNOLOGY FUND
ARIZONA DEPARTMENT OF ADMINISTRATION
2152**

State agencies, budget units, and the legislative and judicial branches all contribute a 0.2% of agency payrolls for information technology services

Information
Technology Fund

Used to support information technology services

**LIFE AND DISABILITY GUARANTY FUND
DEPARTMENT OF INSURANCE
2154**

Revenues from the estates of insolvent life, disability and annuity insurers

Revenues from assessments made against solvent insurers

Life and Disability Insurance Guaranty Fund

Pays the liabilities of insolvent life, disability, and annuity insurers

**ATTORNEY GENERAL AGENCY SERVICES FUND
ATTORNEY GENERAL - DEPARTMENT OF LAW
2157**

Revenue is received by the Attorney General
for charges to state agencies

Attorney General
Agency Services Fund

Funds are used to protect the
state in lawsuits

Provides legal services to state
agencies

DPS-FBI FINGERPRINT FUND
2159

Background check fingerprint fee
administered by the department of racing

DPS-FBI Fingerprint
Fund

Provides separate accounting for collection
and payment of fees for fingerprint
processing (DPS may pass the fingerprint
information on to the FBI)

Agencies:
Department of Liquor Licenses and Control
Department of Fire, Building, and Life Safety
Arizona Department of Racing

**DOMESTIC VIOLENCE SHELTER FUND
DEPARTMENT OF ECONOMIC SECURITY
2160**

8.87% of filing, copy, and administrative
fees charged by the Superior Court

Domestic Violence
Shelter Fund

Provides shelters for domestic
violence victims

Funds information and referral
services

Funds crisis interventions

Funds advocacy and support
services

**CHILD ABUSE PREVENTION FUND
DEPARTMENT OF ECONOMIC SECURITY
2162**

\$1 surcharge for certified birth certificates

Voluntary contributions

Amounts that exceed \$100,000 in the Child Fatality Fund

Child Abuse Prevention Fund

Provides financial assistance to community child abuse and neglect prevention programs

Provides financial assistance to family resource programs

**INSURANCE DEPARTMENT FINGERPRINTING FUND
DEPARTMENT OF INSURANCE
2163**

Fees received for noncriminal justice
fingerprint processing

Insurance Department
Fingerprinting Fund

Payments to the federal and state
government for fingerprint processing; and
to the state for background checks

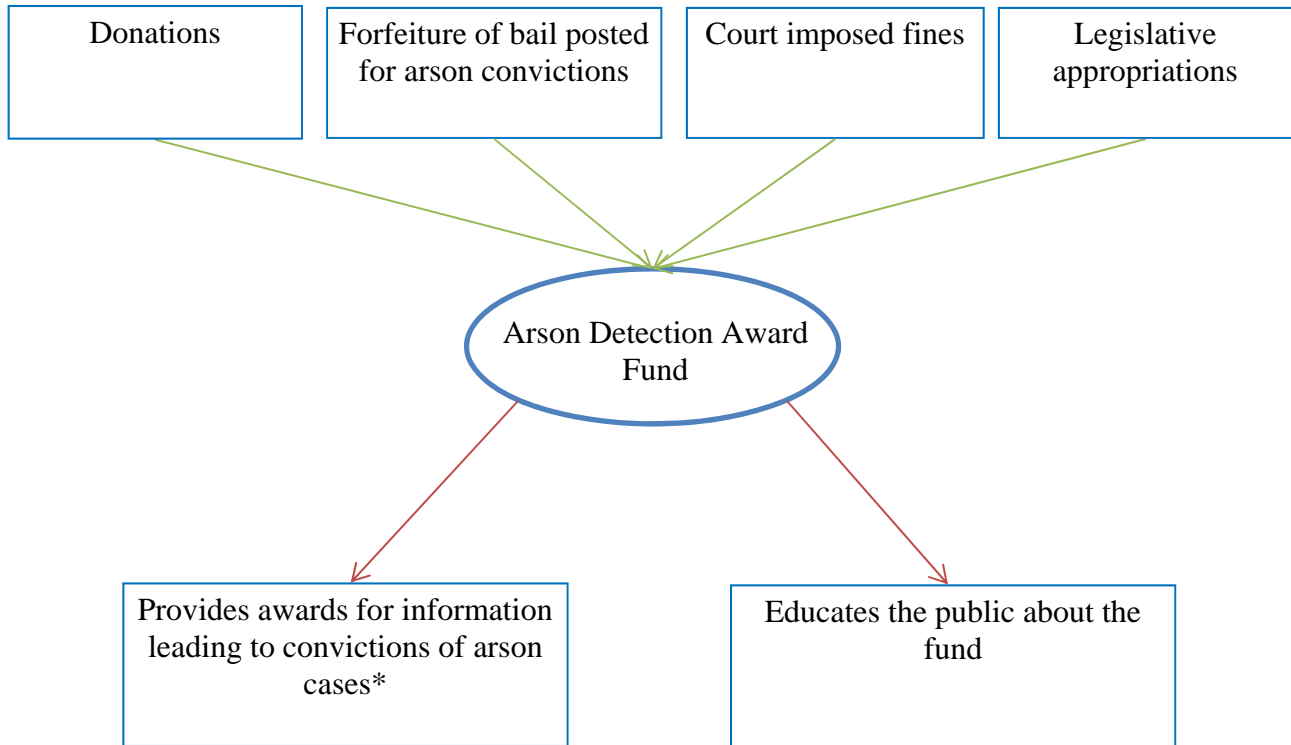
**REVENUE PUBLICATION REVOLVING FUND
DEPARTMENT OF REVENUE
2166**

Revenues from the sale of publications on
state tax administration

Revenue Publication
Revolving Fund

Offset publication and distribution
expenses

ARSON DETECTION AWARD FUND
DEPARTMENT OF FIRE, BUILDING, AND LIFE SAFETY
2169



*Reward amounts are not to exceed \$10,000 and are awarded depending on the value of the information provided.

**COUNTY FAIR RACING FUND
ARIZONA DEPARTMENT OF RACING
2170**

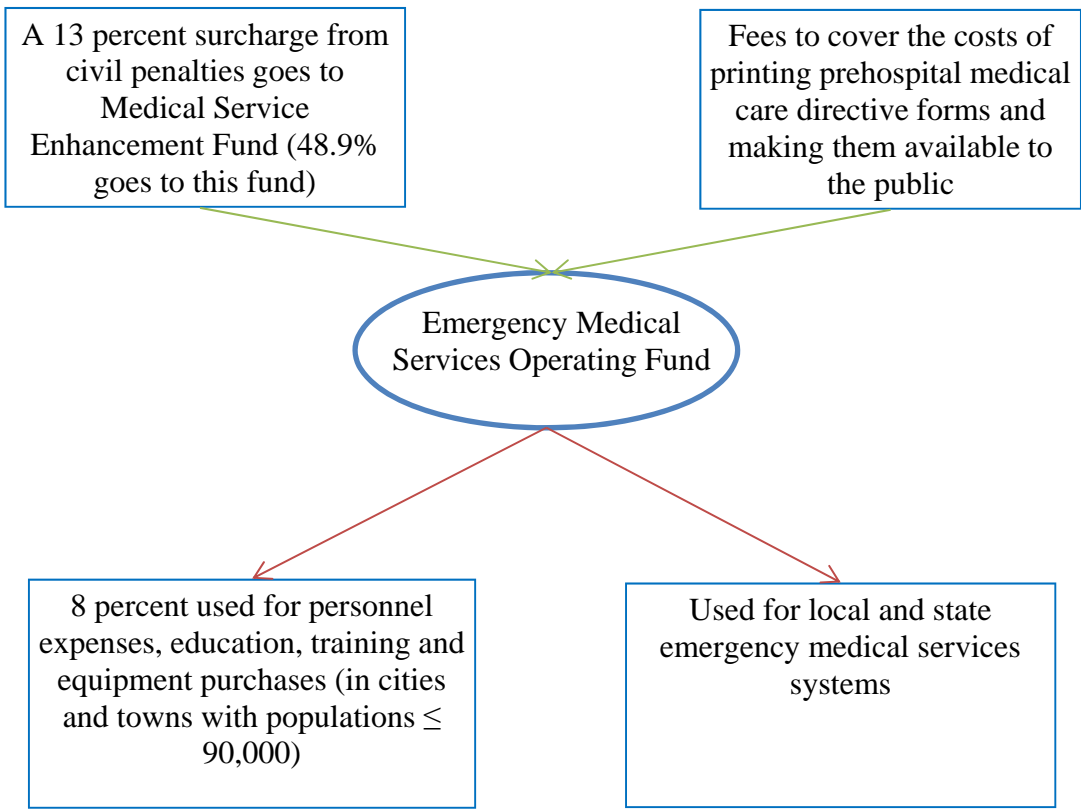
Fund receives 9% from pari-mutuel receipts

License fees and unclaimed property

County Fair Racing

Funds are used to regulate county fair horse racing in Arizona

EMERGENCY MEDICAL SERVICES OPERATING FUND
DEPARTMENT OF HEALTH SERVICES
2171



**UTILITY REGULATION REVOLVING FUND
CORPORATION COMMISSION
2172**

Annual assessments made against public service corporations

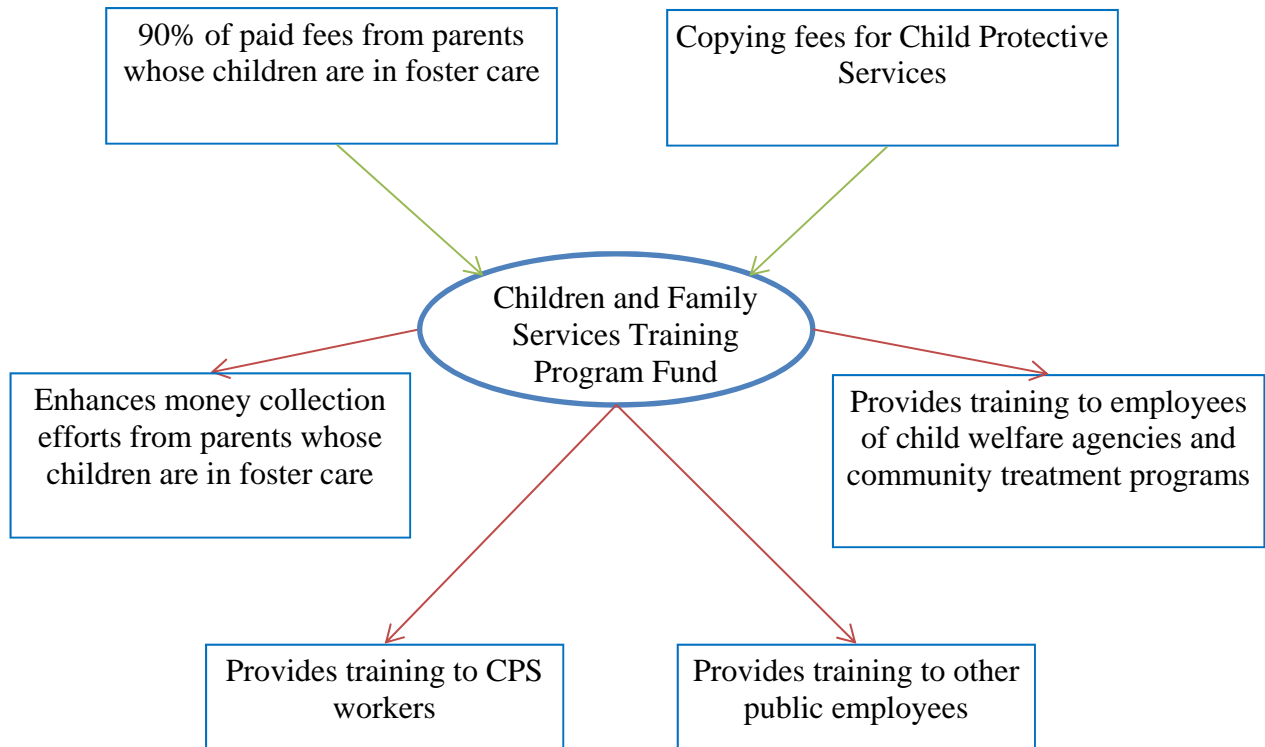
Utility Regulation Revolving Fund

Pays for attorneys and experts in public accounting and management

Provides recommendations to the elected commissioners on all matters relating to the regulation of public service corporations

To Conduct research and analysis

**CHILDREN AND FAMILY SERVICES TRAINING PROGRAM FUND
DEPARTMENT OF ECONOMIC SECURITY
2173**



**RESIDENTIAL UTILITY CONSUMER FUND
2175**

Annual residential consumer
assessment against qualifying public
service corporations

Appropriated funds from the
legislature

Residential Utility
Consumer Fund

Funds are used to pay for the Residential
Utility Consumer Office

DOA 911 EMERGENCY TELECOM SERVICE REVOLVING FUND
ARIZONA DEPARTMENT OF ADMINISTRATION
2176

Telecommunications services excise tax rate
of \$0.20 per month for both wireline and
wireless phones

DOA 911 Emergency
Telecom Service
Revolving Fund

Administrative Costs and
Consultant Fees
≤5%

Operation of emergency
telecommunications (911)
through political subdivisions of
the State
95%

2/3 of the 5% can be used on
administrative costs

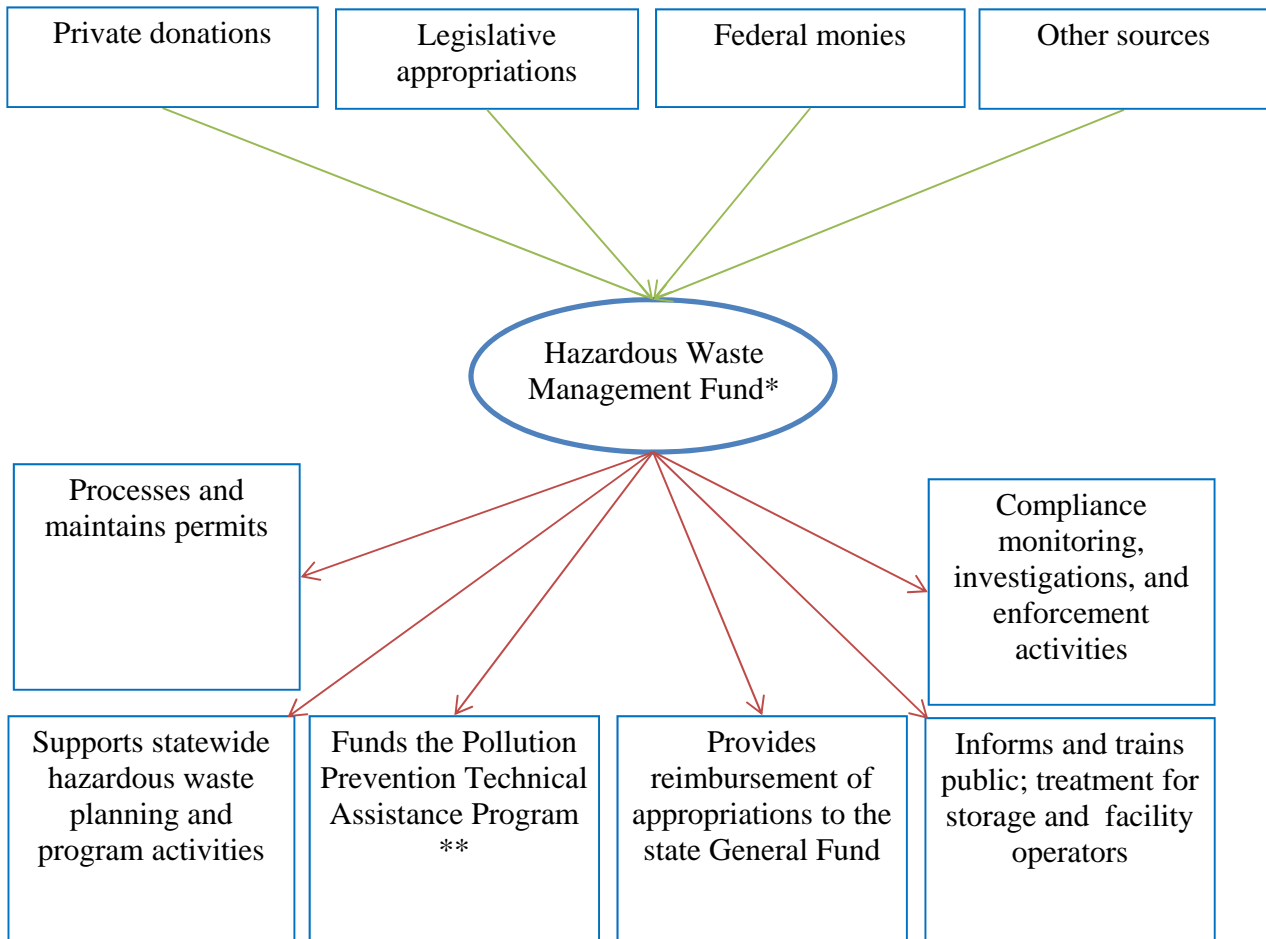
**INDUSTRIAL COMMISSION ADMIN FUND
INDUSTRIAL COMMISSION OF ARIZONA
2177**

Industrial Commission fixes a rate of a tax annually, not to exceed three percent

Industrial
Commission Admin
Fund

Provides for all expenses of the industrial commission including the enforcement of laws, rules, and regulations

**HAZARDOUS WASTE MANAGEMENT FUND
DEPARTMENT OF ENVIRONMENTAL QUALITY
2178**



*10% of the fund is transmitted to the emergency response fund to be used for staffing local emergency planning committees and equipping local fire departments, for the development of hazardous materials emergency response teams.

**Also provides matching funds for the Pollution Prevention Act of 1990

DOR LIABILITY SETOFF FUND
DEPARTMENT OF REVENUE
2179

Fees assigned to agencies, political subdivisions or taxpayers for using a setoff procedure for debts or refunds given to political units or taxpayers

DOR Liability Setoff
Fund

Funds the operation of the liability setoff program

**NEWBORN SCREENING PROGRAM FUND
DEPARTMENT OF HEALTH SERVICES
2184**

Fees for newborn screening programs including first specimen and hearing test fees (not to exceed \$30 dollars)



Newborn Screening Program Fund



Supports operations of the newborn screening program (A.R.S. 36-694)

**GENERAL ADJUDICATION FUND
DEPARTMENT OF WATER RESOURCES
2191**

Revenues consist of General Fund appropriations

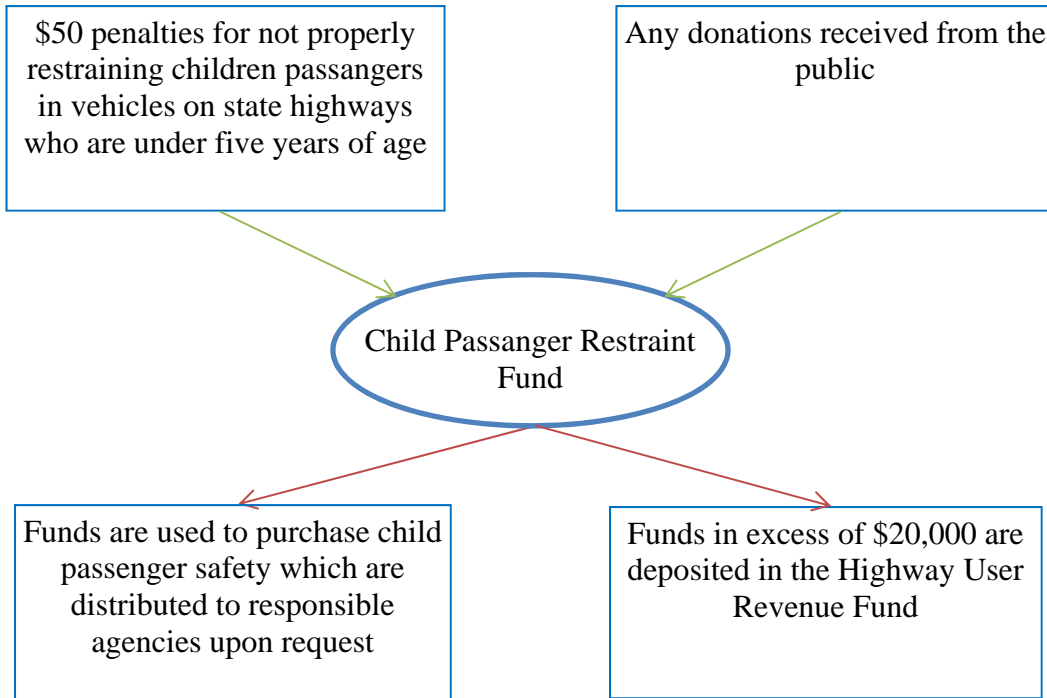
Fees from claimants that are reimbursed to the director

General Adjudication Fund

Pays for the clerk of the court to issue summons

Pays for a copy of the summons by registered or certified mail to be sent to known potential claimants

CHILD PASSENGER RESTRAINT FUND
DEPARTMENT OF ECONOMIC SECURITY
2192



**JUVENILE DELINQUENT REDUCTION FUND
JUDICIARY
2193**

Supreme Court allocates funds to the
Administrative Office
of the Court

Juvenile Delinquent
Reduction Fund

Funds programs that
reduce the number of
repetitive juvenile
offenders

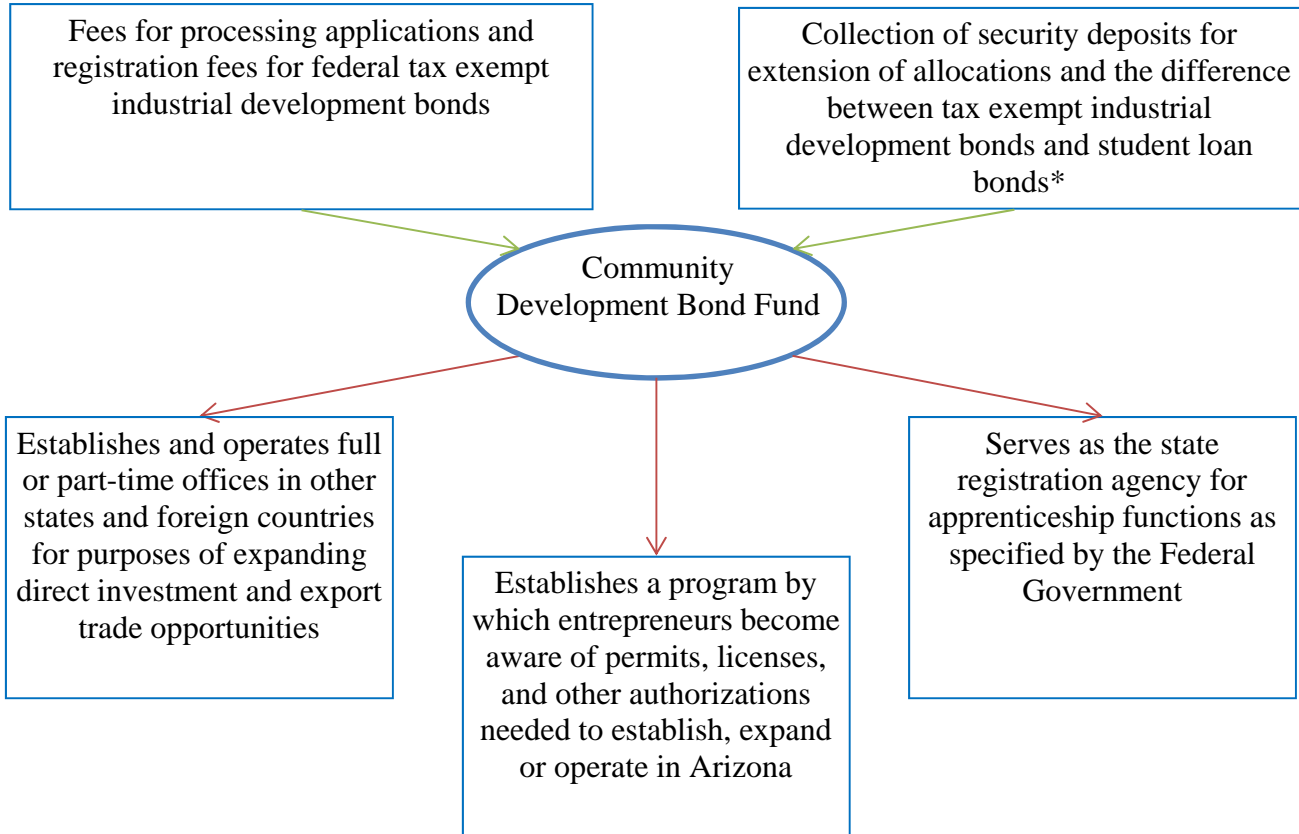
Services to juveniles
on probation: includes
treatment, testing, and
residential foster and
shelter care, and for
children who are
referred to the
juvenile court*

Purchases detention
facilities or expands
existing centers, and
contracts w/ public
and private entities to
expand or operate
secure care facilities

Funds the costs of
fingerprint checks on
individuals that work
with juveniles in the
court system as
required by law

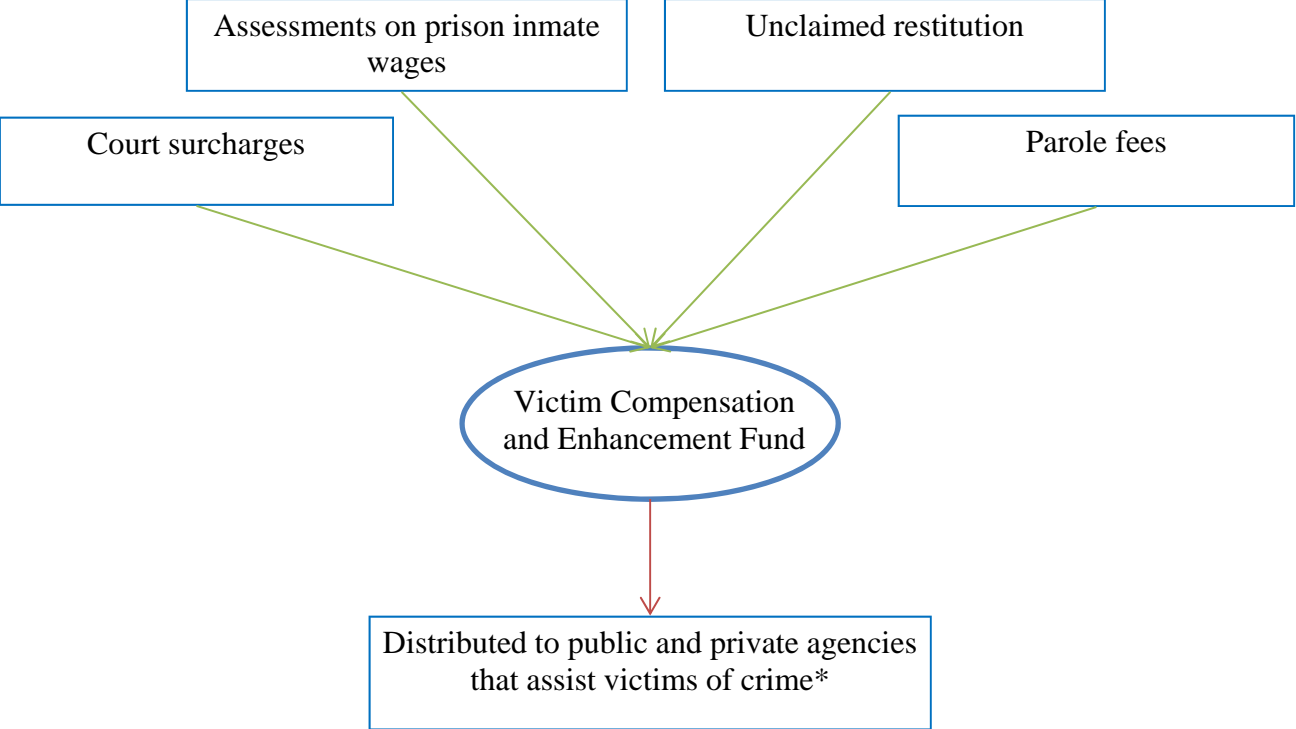
*Applies to those under 21 years of age pursuing high school or equivalent education programs, and those who voluntarily participate in treatment

**COMMUNITY DEVELOPMENT BOND FUND (ARS 41-1504)
COMMERCE AUTHORITY
2196**



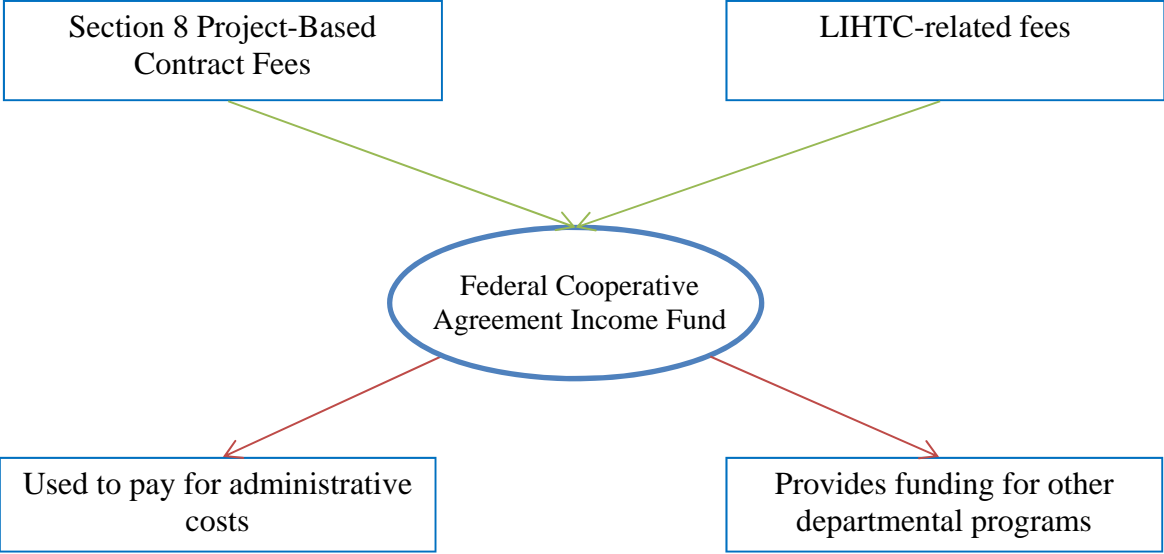
*A.R.S. 41-1504 Security deposits forfeited to the authority shall be deposited in the State General Fund.

**VICTIM COMPENSATION AND ENHANCEMENT FUND
ARIZONA CRIMINAL JUSTICE COMMISSION
2198**



*Note: not more than 50% of these funds should go to members of the Arizona Criminal Justice Commission

**FEDERAL COOPERATIVE AGREEMENT INCOME FUND
2200**



Agencies:
Arizona Department of Housing
Department of Emergency and Military Affairs

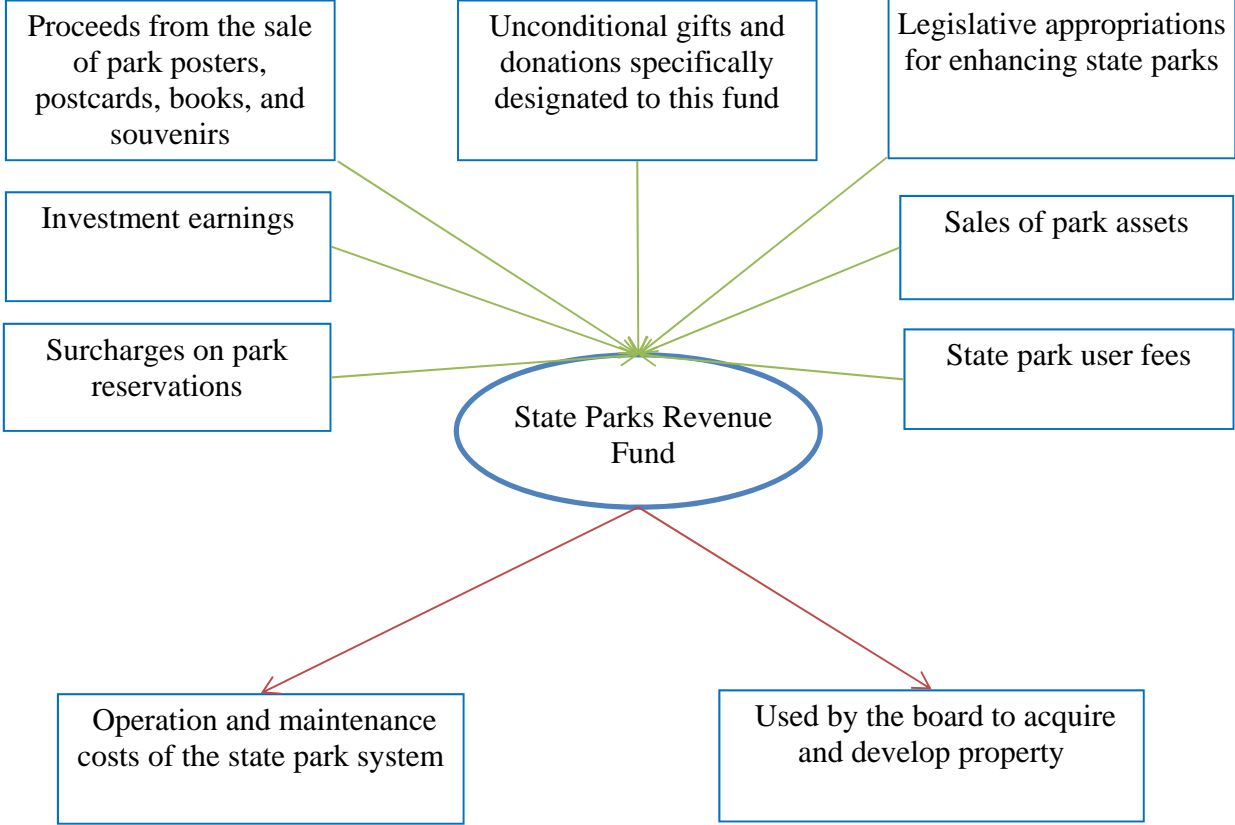
**GRAIN COUNCIL FUND
ARIZONA DEPARTMENT OF AGRICULTURE
2201**

Fee of up to \$.05 per hundred weight of grain

Grain Council Fund

Supports the promotional and research activities between council and public and private organizations

STATE PARKS REVENUE FUND
STATE PARKS BOARD
2202



*Notes: Effective after August 2012

**CAPITAL IMPROVEMENT FUND
ARIZONA GAME AND FISH DEPARTMENT
2203**

Monies transferred from the Game and Fish
Conservation Development Fund (2062)

Capital Improvement
Fund

Used on capital improvement projects
for Arizona Game and Fish department

**DOC-ALCOHOL ABUSE TREATMENT FUND
DEPARTMENT OF CORRECTIONS
2204**

Revenue received from a portion of wages of those convicted of driving under influence
(The lesser of \$.50/hour or 67% of inmates wages is deposited in the fund)

Wage Earning Prisoner's Spendable Account receives the remaining wages*

DOC-Alcohol Abuse Treatment Fund

Funds alcohol abuse treatment and rehabilitation services for inmates

*For a description of how funds are spent in the Wage Earning Prisoner's Spendable Account see A.R.S. 31-255

**BREEDERS AWARD FUND
ARIZONA DEPARTMENT OF RACING
2206**

Certification fees and unclaimed property fees



Breeders Award Fund



Ten percent of every purse won is given to the breeder of the foal or greyhound

**COUNTY FAIRS RACING BETTERMENT FUND
ARIZONA DEPARTMENT OF RACING
2207**

License fees and unclaimed property monies

County Fairs Racing
Betterment Fund

Funds are given to county fair associations
that conduct racing meetings

**WATERFOWL CONSERVATION FUND
ARIZONA GAME AND FISH DEPARTMENT
2209**

Sales from waterfowl stamps and artwork

Gifts, grants, and donations

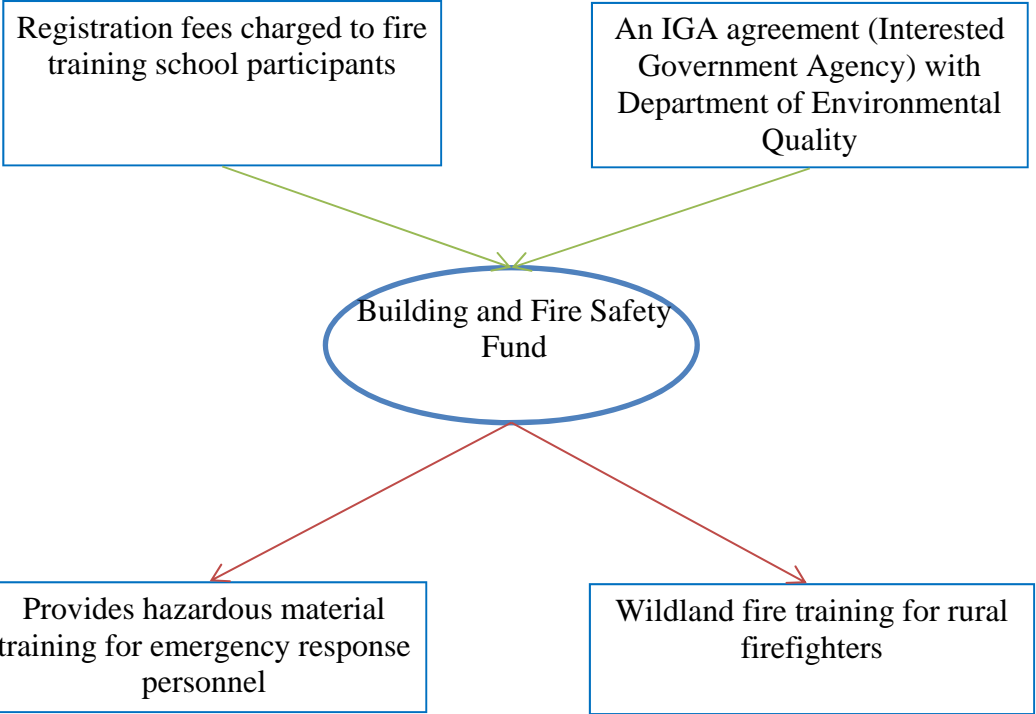
Waterfowl Conservation Fund

Develops migratory waterfowl habitat

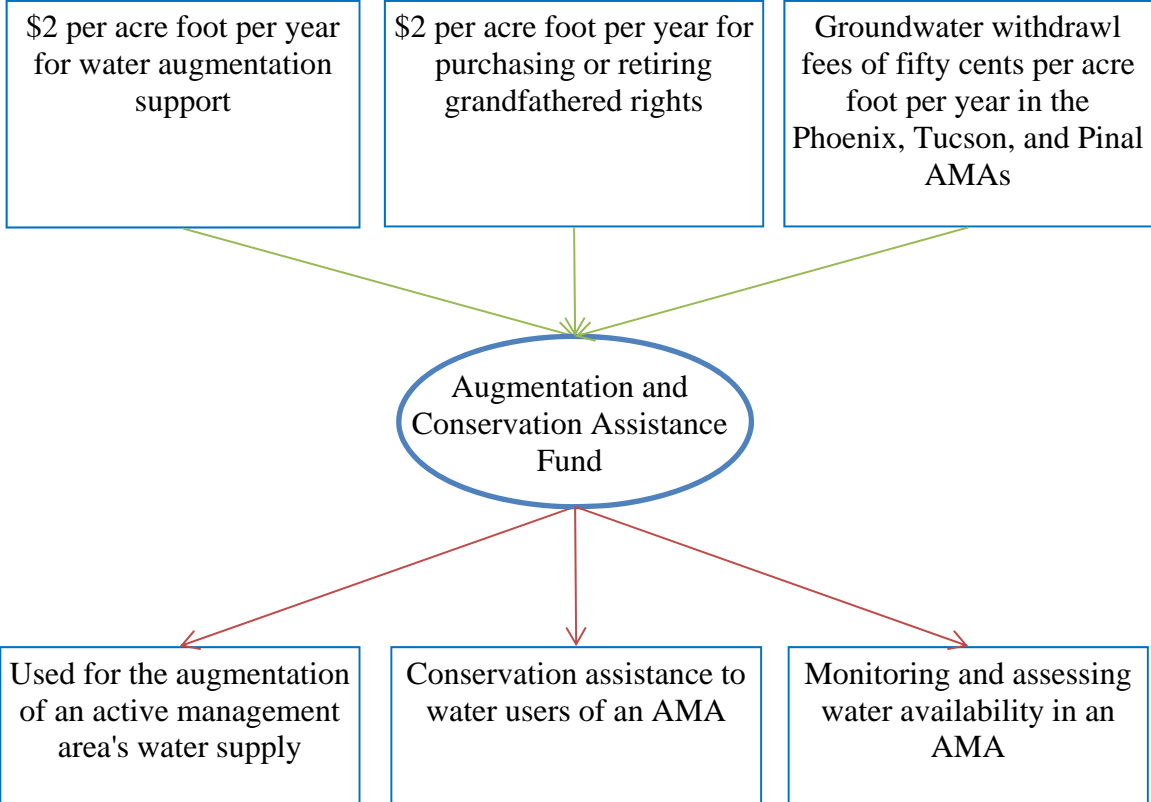
Funds research and manages waterfowl habitat

Provides matching funds for grants

BUILDING AND FIRE SAFETY FUND
DEPARTMENT OF FIRE, BUILDING, AND LIFE SAFETY
2211



AUGMENTATION AND CONSERVATION ASSISTANCE FUND
DEPARTMENT OF WATER RESOURCES
2213



PUBLIC ASSISTANCE COLLECTIONS FUND
DEPARTMENT OF ECONOMIC SECURITY
2217

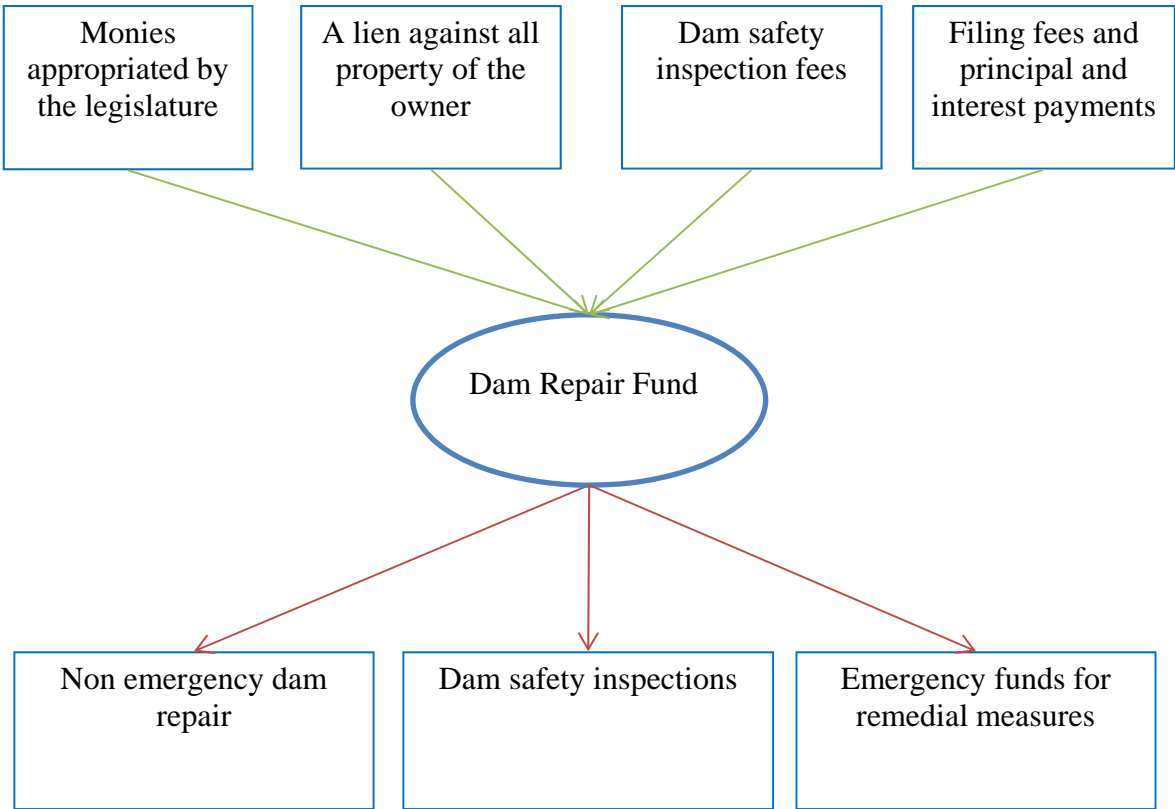
Receives 25% of public assistance overpayments and reimbursements

50% of revenues from support collection technology systems designed for other states
(50% goes directly to General Fund)

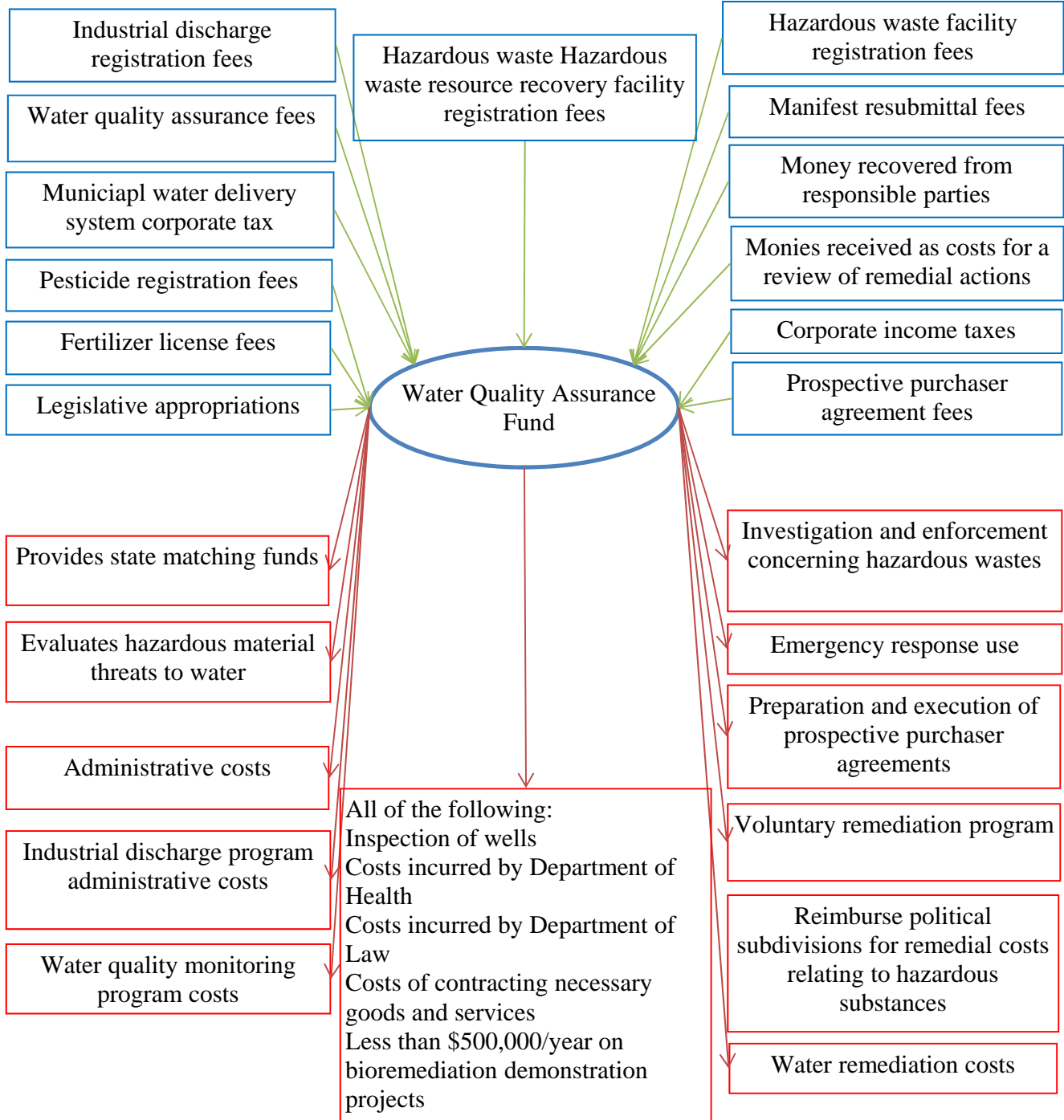
Public Assistance Collections Fund

Used to improve public assistance collection activities
25% remains and 75% goes to the General Fund

DAM REPAIR FUND
DEPARTMENT OF WATER RESOURCES
2218



**WATER QUALITY ASSURANCE FUND
DEPARTMENT OF ENVIRONMENTAL QUALITY
2221**



**LONG TERM CARE SYSTEM FUND
2223**

Reimbursements for data collection

Interest earned

Federal grants

Gifts, grants, and donations

Appropriations (as needed only)

State funds and employee contributions

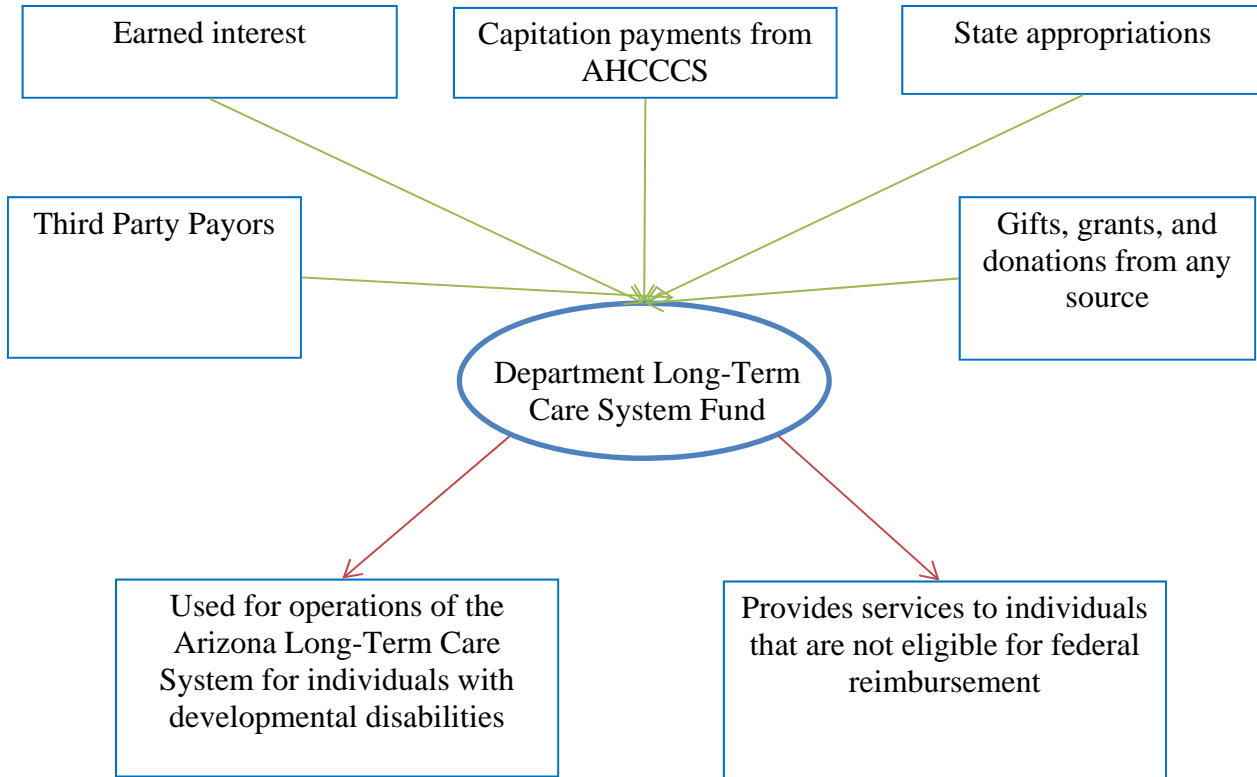
Funds paid by each county to meet the county portion of nonfederal costs to provide long-term care services
A.R.S. 11-292

Funds from each county (with employee contributions) to provide medical care to full-time county officers and employees

Long Term Care System Fund

Administrative and program costs associated with the operation of the Long Term Care System

**DEPARTMENT LONG-TERM CARE SYSTEM FUND
DEPARTMENT OF ECONOMIC SECURITY
2224**



**AIR QUALITY FUND
2226**

\$1.50 fees collected from vehicle registrations

Gifts, Grants, and Donations

Legislative Appropriations

Air Quality Fund

Air quality research experiments

Developing and adopting rules of compliance

Helps bring areas of the state into accord with federal standards

\$400,000 to ADOA for travel reduction notifications to employees; creation of emission reduction plans

Agencies:
Arizona Department of Administration
Department of Environmental Quality
Department of Transportation
Department of Weights and Measures

**SUBSTANCE ABUSE SERVICES FUND
DEPARTMENT OF HEALTH SERVICES
2227**

Revenues are from 23.6% of the monies in the Medical Services Enhancement Fund

Substance Abuse Services Fund

Administrative Expenses

Alcohol and other drug screenings

Funds for court ordered education and treatment for offenders in financial need

**VICTIM WITNESS ASSISTANCE FUND
ATTORNEY GENERAL - DEPARTMENT OF LAW
2228**

Revenues are from various grants

Attorney General
Antitrust Revolving Fund

Funds are used to compensate victims of
crime

**COOPERATIVE FORESTRY FUND
STATE FORESTER
2232**

All monies appropriated to the fund

Funds received from individuals, businesses, and political subdivisions

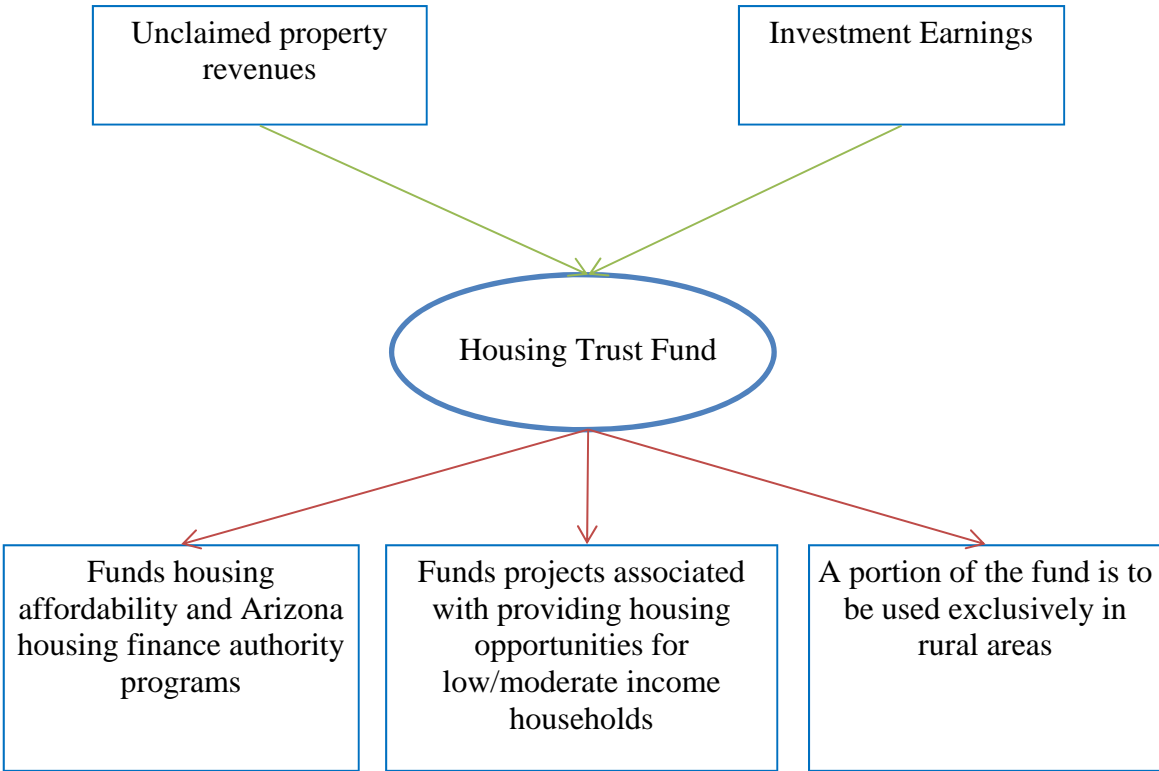
Funds received from other state agencies

Federal agencies and any other source

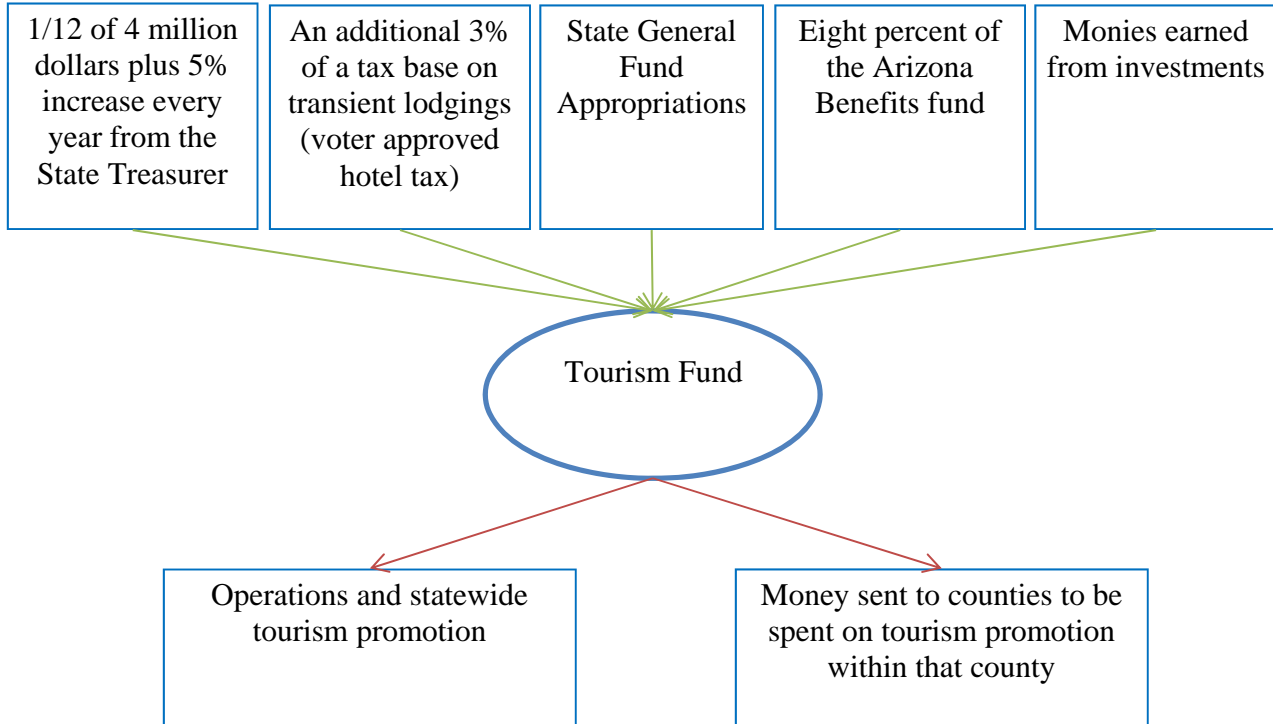
Cooperative Forestry Fund

Funds are used to conduct the activities of the State Forester

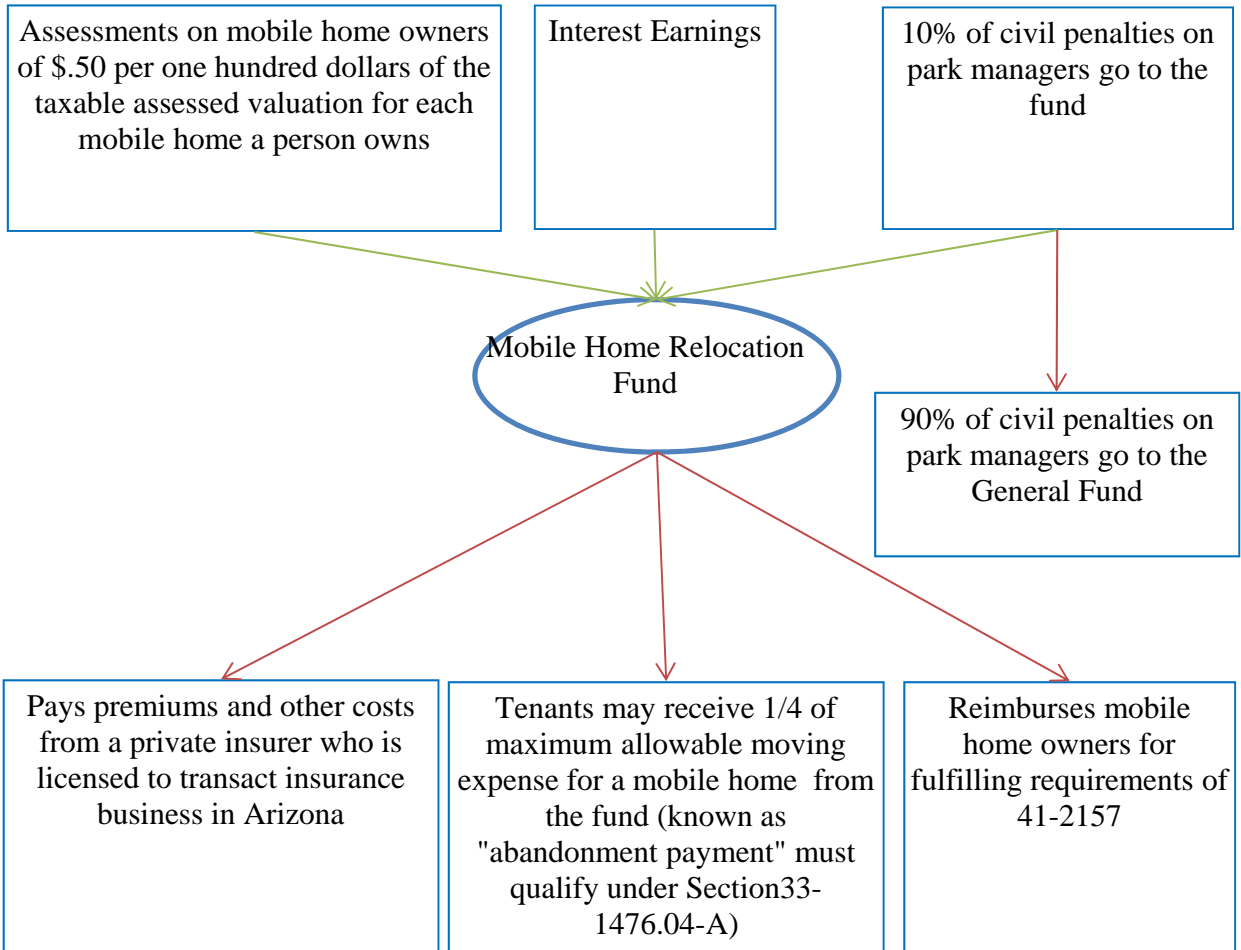
HOUSING TRUST FUND
ARIZONA DEPARTMENT OF HOUSING
2235



TOURISM FUND
ARIZONA STATE OFFICE OF TOURISM
2236



MOBILE HOME RELOCATION FUND
DEPARTMENT OF FIRE, BUILDING, AND LIFE SAFETY
2237



**COLLEGIATE SPECIAL PLATE FUND
UNIVERSITY OF ARIZONA - MAIN CAMPUS
2238**

\$17 annual donation as part of the
\$25 special license plate fee

Monies earned from investment
of inactive monies in the fund

Collegiate Special Plate
Fund

All monies in the fund shall only be used
for academic scholarships (designated to
the specific university)

**COLLEGIATE SPECIAL PLATE FUND
ASU - TEMPE
2239**

\$17 annual donation as part of the
\$25 special license plate fee

Monies earned from investment
of inactive monies in the fund

Collegiate Special Plate
Fund

All monies in the fund shall only be used
for academic scholarships (designated to
the specific university)

**COLLEGIATE SPECIAL PLATE FUND
NORTHERN ARIZONA UNIVERSITY
2240**

\$17 annual donation as part of the
\$25 special license plate fee

Monies earned from investment
of inactive monies in the fund

Collegiate Special Plate
Fund

All monies in the fund shall only be used
for academic scholarships (designated to
the specific university)

**AUDIT SERVICES FUND
AUDITOR GENERAL
2242**

Collected fees from audited entities

Audit Services Fund

Funds the costs of performing audits

**ECONOMIC STRENGTH PROJECT FUND
DEPARTMENT OF TRANSPORTATION
2244**

Monies allocated for projects listed
by the Arizona Commerce
Authority

Monies earned from investment;
and a \$1 million transfer from the
HURF Fund

Economic Strength
Project Fund

Used to fund projects recommended by the
Arizona Commerce Authority and
approved by the transportation board

**COMMERCE AND ECONOMIC DEVELOPMENT FUND
CORPORATION COMMISSION
2245**

Not less than 21.5% of two special scratch games at the Arizona Lottery

Various other securities filing fees

Commerce and Economic Development Fund

No less than 25% to business projects in rural areas

No less than 25% to businesses with fewer than 100 employees

At least 15% to economically disadvantaged areas of the state

2% but not to exceed \$125,000 for financial assistance programs

JUDICIAL COLLECTION - ENHANCEMENT FUND
JUDICIARY
2246

Receives electronic case
filing and access fees

Various court filing fees

Judicial Collection
Enhancement Fund

Used to maintain and
improve the ability of
courts to collect and
manage monies assessed
or received

Improves automation
projects approved by the
Supreme Court

Case processing and
probation services

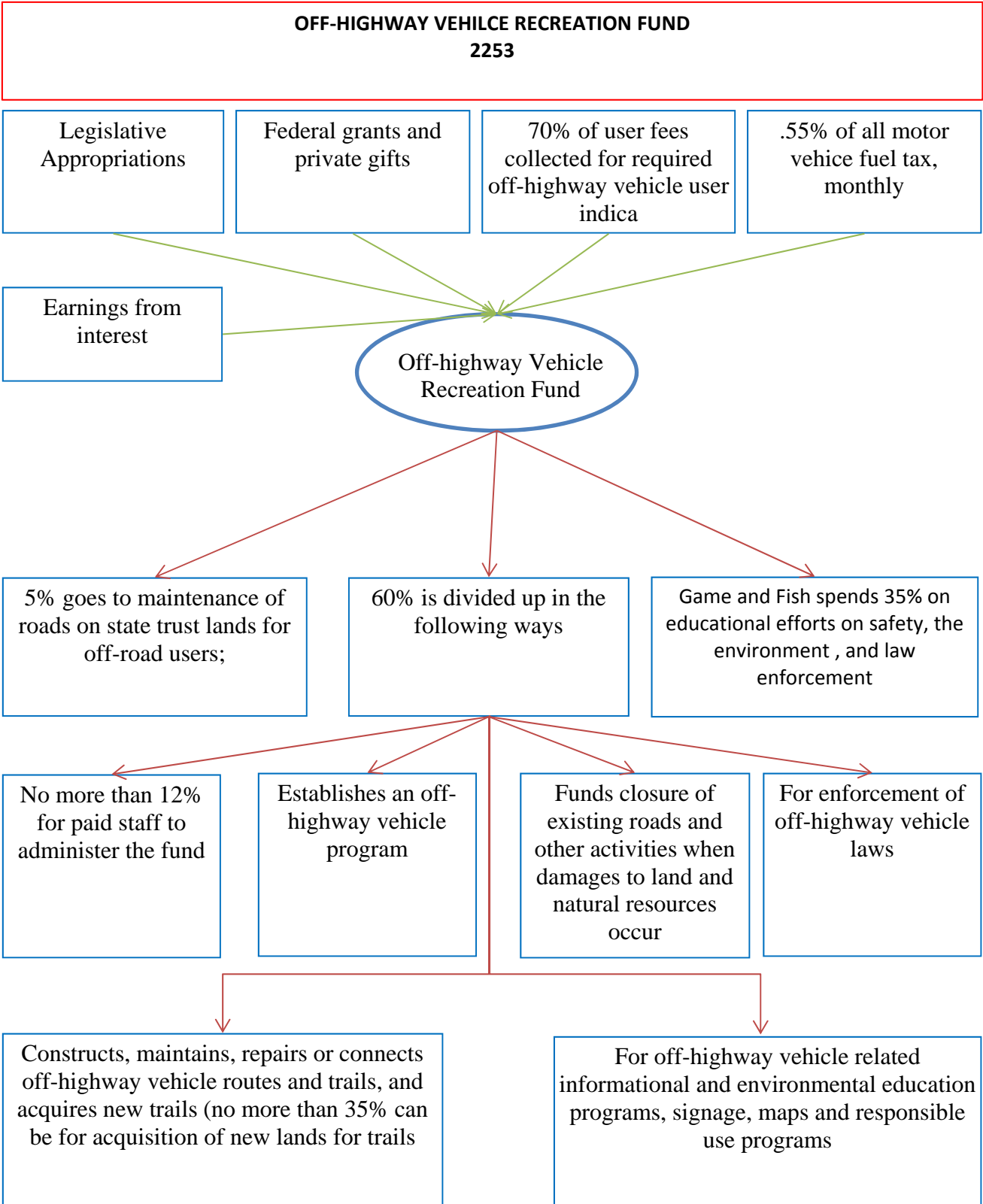
**DEFENSIVE DRIVING FUND
JUDICIARY
2247**

A \$5 fee charged to persons who must attend defensive driving courses

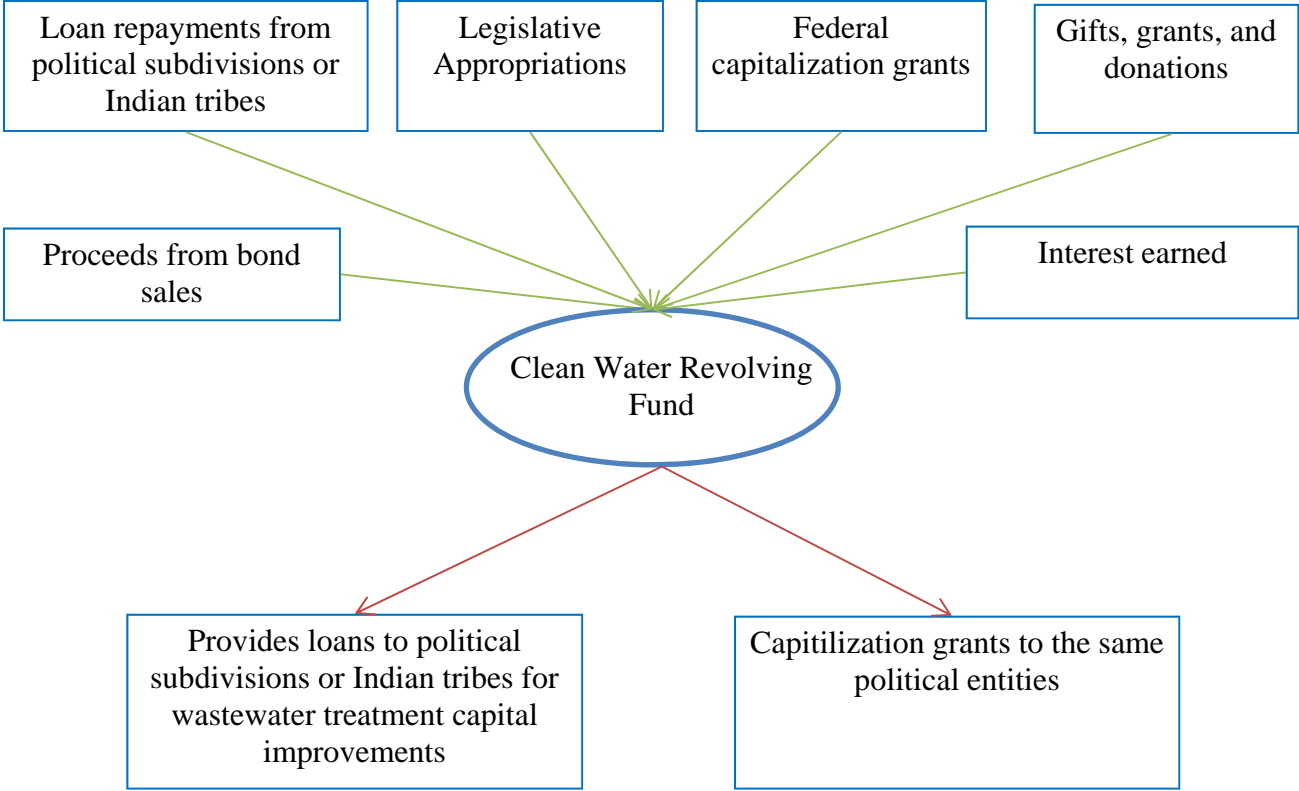
Defensive Driving Fund

Transferred to the Judicial Collection Enhancement Fund and used to supervise defensive driving schools

Transferred to the Judicial Collection Enhancement Fund and used on the expedition process of all related offenses



CLEAN WATER REVOLVING FUND
2254



Agencies:
Department of Environmental Quality
Water Infrastructure Finance Authority

**BEHAVIORAL HEALTH EXAMINERS FUND
BOARD OF BEHAVIORAL HEALTH EXAMINERS
2256**

Revenues from fees, fines, and
other sources collected by the

Behavioral Health
Examiners Fund

Certify and regulate professionals
in social work, counseling,
substance abuse, marriage/family
therapy
90%

General Fund
10%

AZ ICEBURG LETTUCE RESEARCH FUND
ARIZONA DEPARTMENT OF AGRICULTURE
2259

Fee of up one-half cent per carton of packed iceberg lettuce or a bin of 45 lbs. in weight

AZ Iceburg Lettuce
Research Fund

Supports research, development, and survey programs concerning the development of iceberg lettuce

CITRUS, FRUIT, AND VEGETABLE REVOLVING FUND
ARIZONA DEPARTMENT OF AGRICULTURE
2260

License fees and assessments
no more than 1/4 of one cent
per carton

Interest earned on monies in
the fund

Citrus, Fruit, and Vegetable
Revolving Fund

Inspects produce before and
after harvesting

STATE EMPLOYEE RIDESHARE FUND
ARIZONA DEPARTMENT OF ADMINISTRATION
2261

Maricopa
Association of
Governments

Legislative
Appropriations

Unrestricted
Donations

Federal Grants

Air Quality Fund

State Employee
Rideshare Fund

Rideshare travel reduction
program for state employees

**OCCUPATIONAL THERAPY FUND
BOARD OF OCCUPATIONAL THERAPY EXAMINERS
2263**

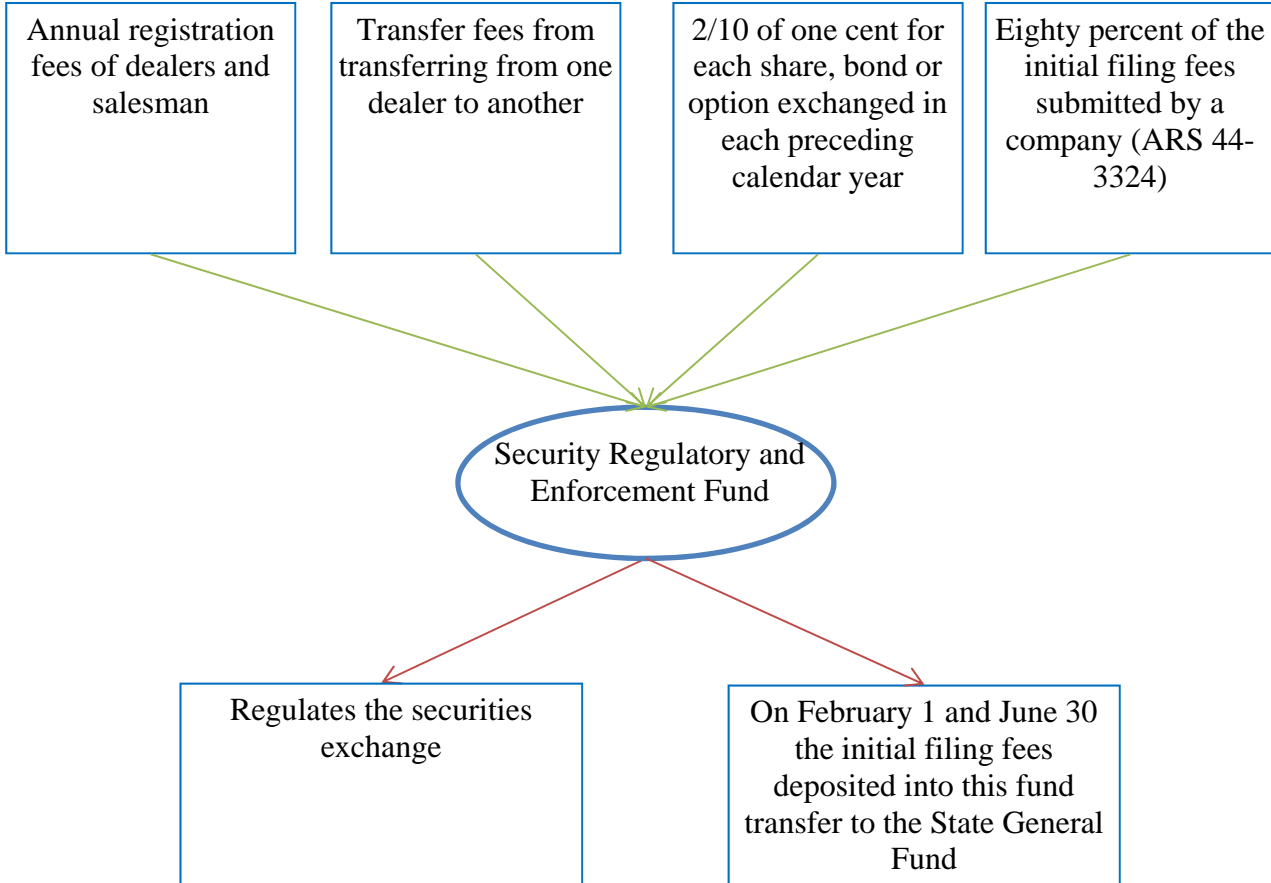
Fees established by the board

Occupational Therapy
Fund

Transferred to Genral Fund
10%

Compensation of Board members
and staff and other necessary
expenses
90%

**SECURITY REGULATORY AND ENFORCEMENT FUND
CORPORATION COMMISSION
2264**



**DATA PROCESSING ACQUISITION FUND
DEPARTMENT OF STATE, SECRETARY OF STATE
2265**

Fees (maximum of \$6) received by the Secretary of State for filing financing statements and other documents

Data Processing Acquisition Fund

Improves data processing efforts in the office of the Secretary of State

Unencumbered funds reaching above \$250,000 revert back to the General Fund

**CASH DEPOSITS FUND
DEPARTMENT OF TRANSPORTATION
2266**

Receives cash advances, reimbursements and deposits

Cash Deposits Fund

Used on State Park maintenance

Used on rental property repair

BOARD OF RESPIRATORY CARE EXAMINERS FUND
BOARD OF RESPIRATORY CARE EXAMINERS
2269

Revenues from any source
(primarily fees and fines)

Board of Respiratory
Care Examiners Fund

Deposited into the General Fund
10%

Used for any necessary payments of
the board's expenses
90%

**BOARD OF APPRAISAL FUND
STATE BOARD OF APPRAISAL
2270**

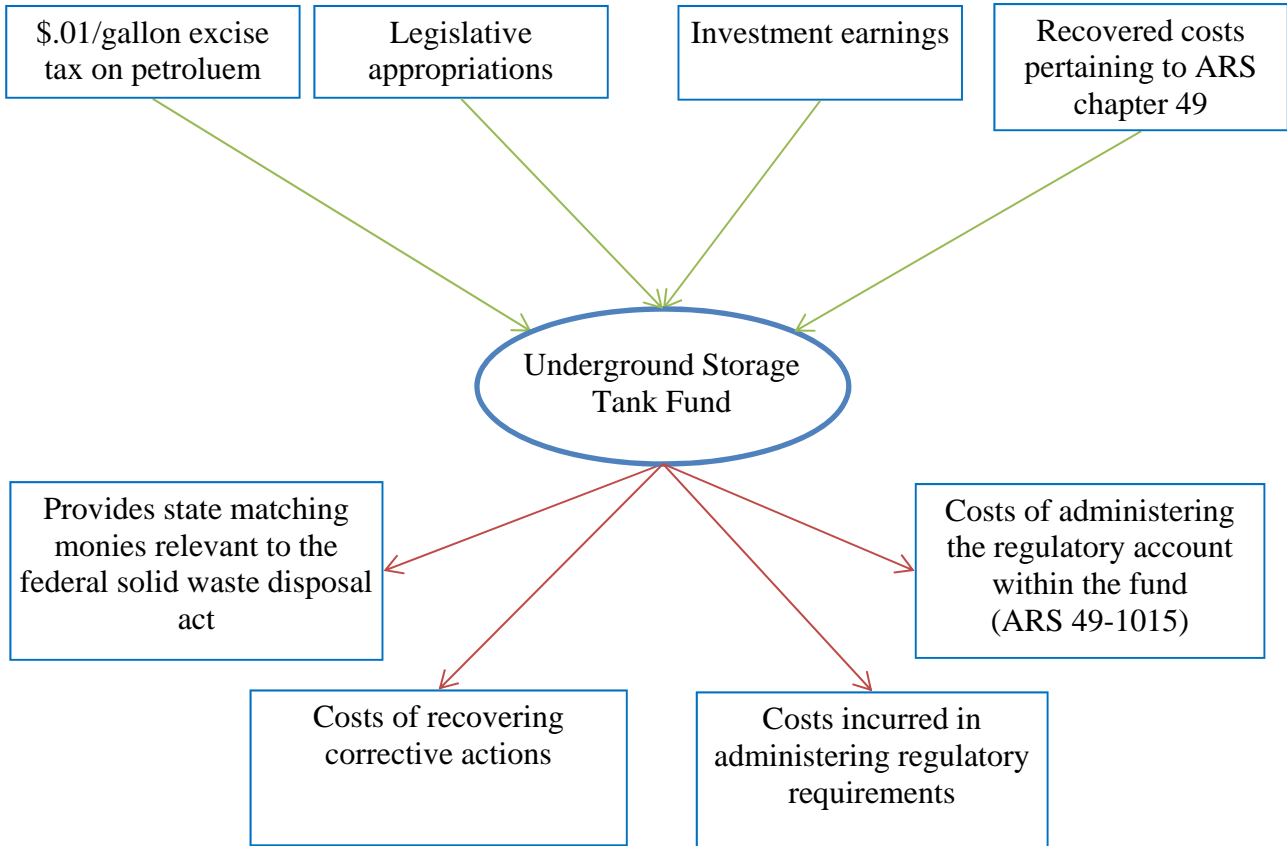
Fees and charges collected by real estate appraisers

Board of Appraisal Fund

Licenses and regulates appraisers and Appraisal Management Companies, conducts investigations, etc.

Returns to General Fund
10%

**UNDERGROUND STORAGE TANK FUND
DEPARTMENT OF ENVIRONMENTAL QUALITY
2271**



VEHICLE INSPECTION AND TITLE ENFORCEMENT FUND
DEPARTMENT OF TRANSPORTATION
2272

Vehicle inspection fees conducted by the department

Property transferred, seized or donated to the department

Proceeds of vehicle component parts seized by the department

Vehicle Inspection and Title Enforcement Fund

Defrays the cost of investigations involving certificates of title, licensing fraud, registration enforcement, and automobile theft

**ENVIRONMENTAL SPECIAL PLATE FUND
STATE LAND DEPARTMENT
2274**

\$17 of the \$25 charge for the license and renewal of special license plates

Environmental Special Plate Fund

Used by the State Land Department for environmental education programs

**COURT APPOINTED SPECIAL ADVOCATE FUND
JUDICIARY
2275**

30% of the unclaimed prize winnings of
the state lottery (A.R.S. 5-568)

Court Appointed Special
Advocate Fund

Used by the Supreme Court to operate and
improve the program, by training volunteers
to advocate for abused and neglected
children in
juvenile court proceedings

**CONFIDENTIAL INTERMEDIARY FUND
JUDICIARY
2276**

Required Fees for the Confidential
Intermediary Program

Confidential Intermediary
Fund

Used on individuals or adoption agencies to
establish contacts between adoptive parents
and adoptees or birth parents locating
confidential information or establishing
contact

**DRUG TREATMENT AND EDUCATION FUND
JUDICIARY
2277COU**

Revenues are received from alcohol taxes

Drug Treatment and Education Fund

50% of Funds via the Administrative Office of the Supreme Court to one of 15 superior court probation offices; cover costs of placing persons in drug education and treatment programs

50% of the fund is distributed to the Arizona Parents Commission on Drug Education and Prevention

**DRUG TREATMENT AND EDUCATION FUND
OFFICE OF THE GOVERNOR
2277GVA**

Revenues from Alcohol Taxes

Drug Treatment and
Education Fund

Funds are distributed to the Parent
Commission to help fund drug education
and treatment programs

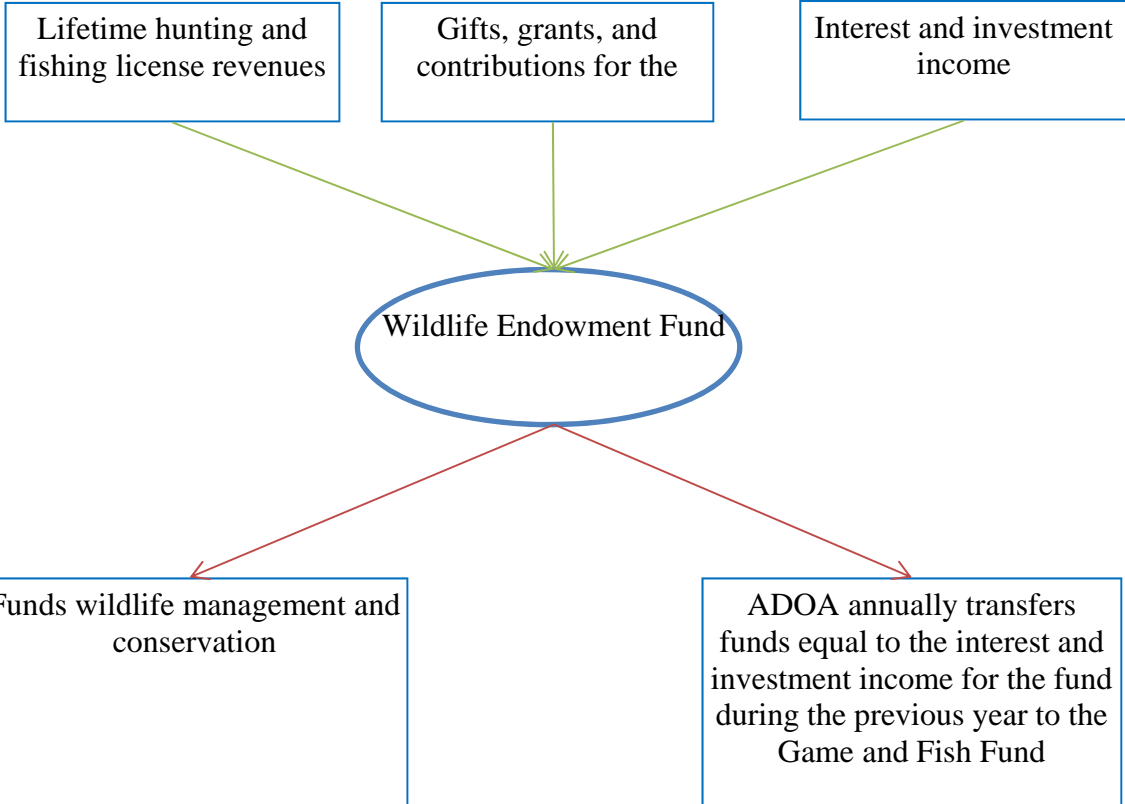
**DPS RECORDS PROCESSING FUND
DEPARTMENT OF PUBLIC SAFETY
2278**

Accident reports, fingerprint fees, and
copying fees

DPS Records Processing
Fund

Used for the collection and payment of fees
for department reports and photographs of
traffic accident scenes processed by the
department

WILDLIFE ENDOWMENT FUND
ARIZONA GAME AND FISH DEPARTMENT
2279



**DRUG AND GANG PREVENTION FUND
ARIZONA CRIMINAL JUSTICE COMMISSION
2280**

A 1.31% allocation from
superior court filing fees

Public or private gifts or
grants

1.31 % of notary bond fees
(41-178)

Drug and Gang
Prevention Fund

Monies in the fund are to be used solely
for the purpose of funding the Arizona
Youth Survey

**JUVENILE CJEF CORRECTIONS DIST FUND
DEPARTMENT OF JUVENILE CORRECTIONS
2281**

Revenues consist of 1.61% of the Criminal
Justice Enhancement Fund

Juvenile CJEF Corrections
Dist Fund

Used for the treatment and rehabilitation of
youth convicted of drug-related offenses

**CRIME LABORATORY ASSESSMENT FUND
DEPARTMENT OF PUBLIC SAFETY
2282**

2.3 Percent of the Criminal Justice
Enhancement Fund

Crime Laboratory
Assessment Fund

Provides enhanced crime laboratory
services, purchases scientific equipment,
educates and trains forensic scientists

22 Percent to the
Phoenix Police
Department

12 Percent to the
Tucson Police
Department

7 Percent to the
Mesa Police
Department

4 Percent to the
Scottsdale Police
Department

55 Percent to
Department of
Public Safety

**MOTOR VEHICLE LIABILITY INSURANCE FUND
2285**

Funds include fees not to exceed \$50 for reinstatement of a motor vehicle registration and license plate

Motor Vehicle Liability
Insurance Enforcement
Fund

Enforces motor vehicle combined single limit liability insurance regulations

Agencies:
Department of Transportation
Department of Weights and Measures

AUTO FINGERPRINT IDENTIFICATION FUND
DEPARTMENT OF PUBLIC SAFETY
2286

Legislative Appropriations

6.46% of the Criminal Justice
Enhancement Fund

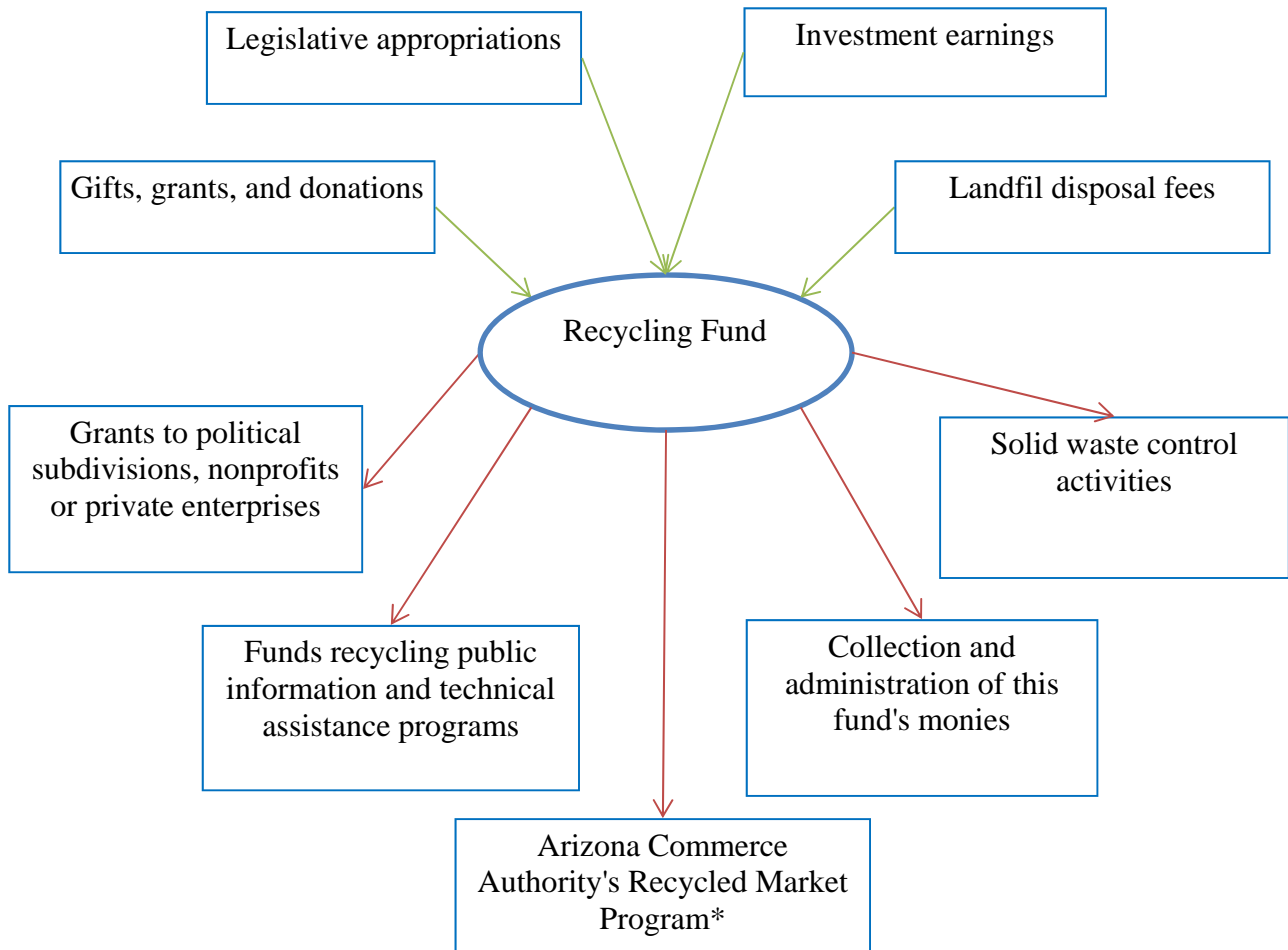
Auto Fingerprint
Identification Fund

Purchases and installs
fingerprint identification
equipment

Operates and maintain the
system and remote
terminals

Funds costs of
administering the system

RECYCLING FUND
DEPARTMENT OF ENVIRONMENTAL QUALITY
2289



*If the Arizona Commerce Authority does not spend the funds for

ARIZONA GAME AND FISH COMMISSION HERITAGE FUND
ARIZONA GAME AND FISH DEPARTMENT
2295

\$10 million appropriation from
state lottery

Interest Earnings

Arizona Game and Fish
Commission Heritage
Fund

Used to manage, evaluate, conserve areas
containing sensitive or endangered wildlife

AQUACULTURE FUND
ARIZONA DEPARTMENT OF AGRICULTURE
2297

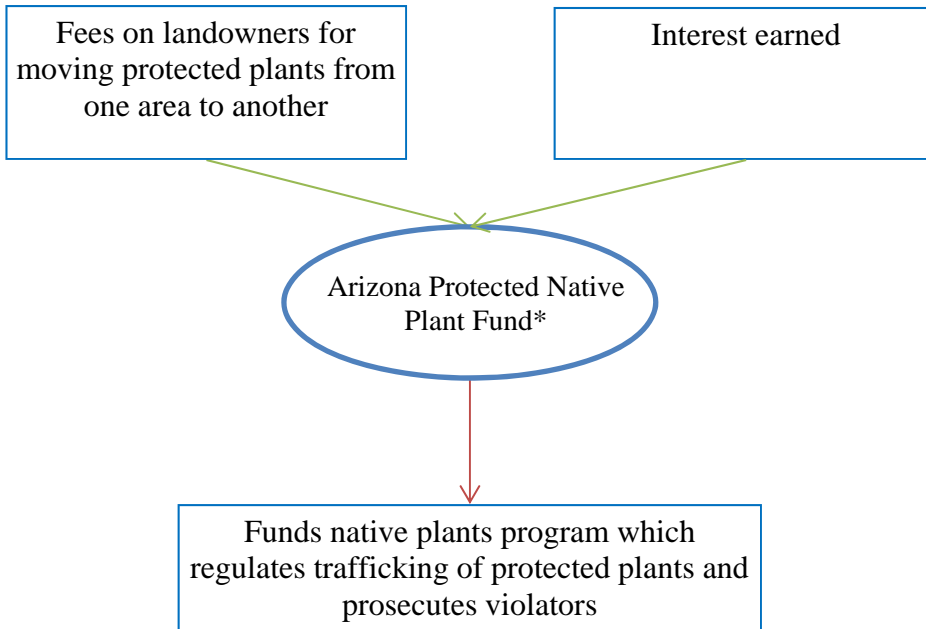
Various fees

Monies earned from
investment

Aquaculture Fund

Supports a relevant aquaculture
program

ARIZONA PROTECTED NATIVE PLANT FUND
ARIZONA DEPARTMENT OF AGRICULTURE
2298



*Fees for protected plants:

1. For *cereus giganteus* (saguaro), at least three dollars for each plant.
2. For native plants that the director determines to be useful for revegetation and that cannot be salvaged economically at a higher fee, at least twenty-five cents per plant.
3. For all other native plants, at least two dollars for each plant.
4. For all receipts for live harvest restricted native plants cut or removed for wood, at least one dollar per cord.
5. For a permit for the by-products or fiber of harvest restricted native plants, at least one dollar per ton.

**AZ CITRUS RESEARCH COUNCIL FUND
ARIZONA DEPARTMENT OF AGRICULTURE
2299AHA**

A fee of 1.5 cents per standard carton of citrus produced

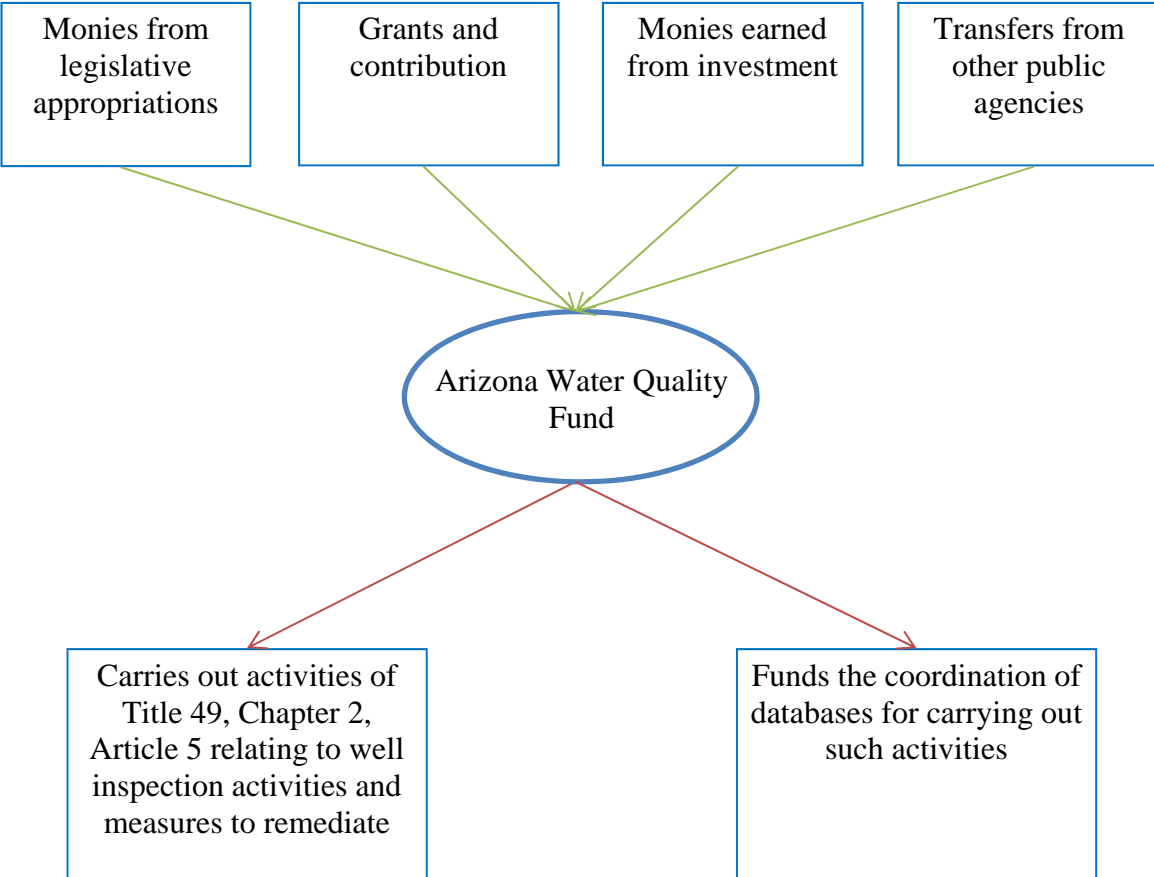
AZ Citrus
Research Council
Fund

Supports programs concerning
citrus development

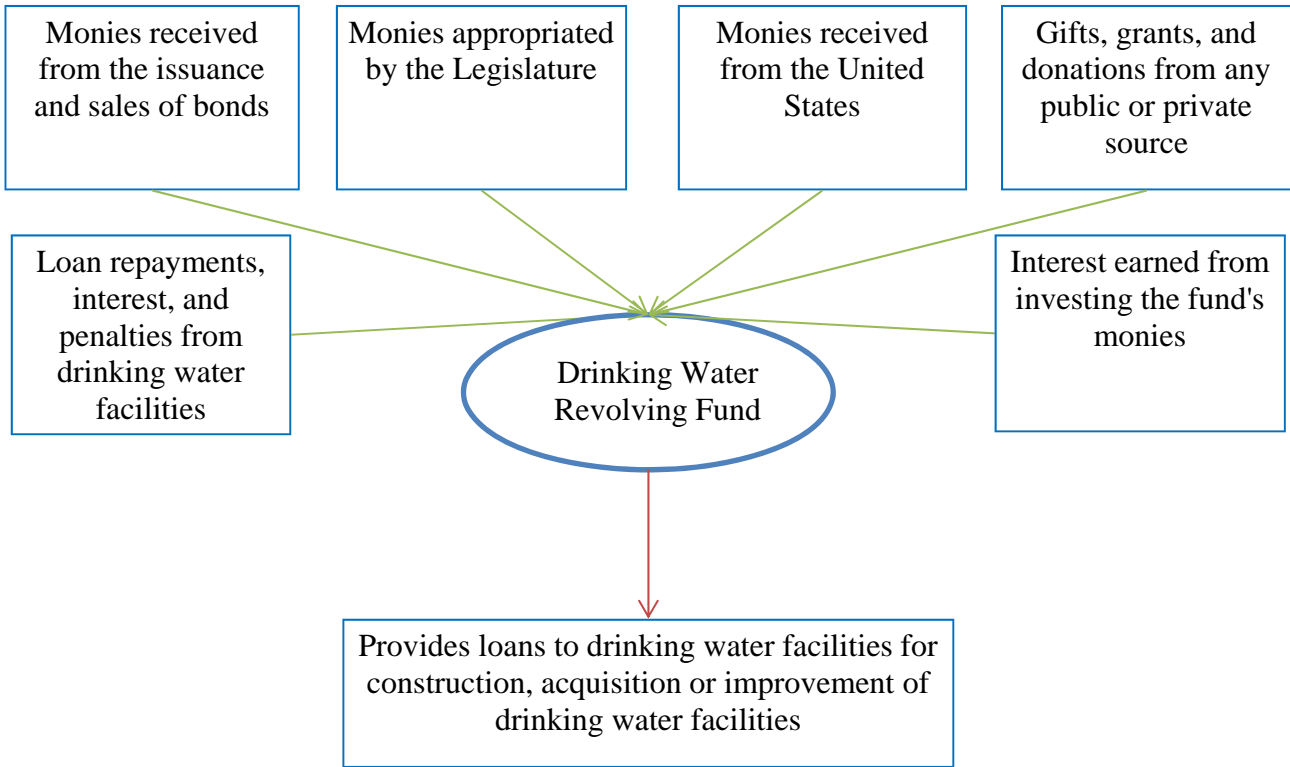
Funds programs relating to
production, harvesting, and
hauling

Helps fund the eradication of
citrus pests

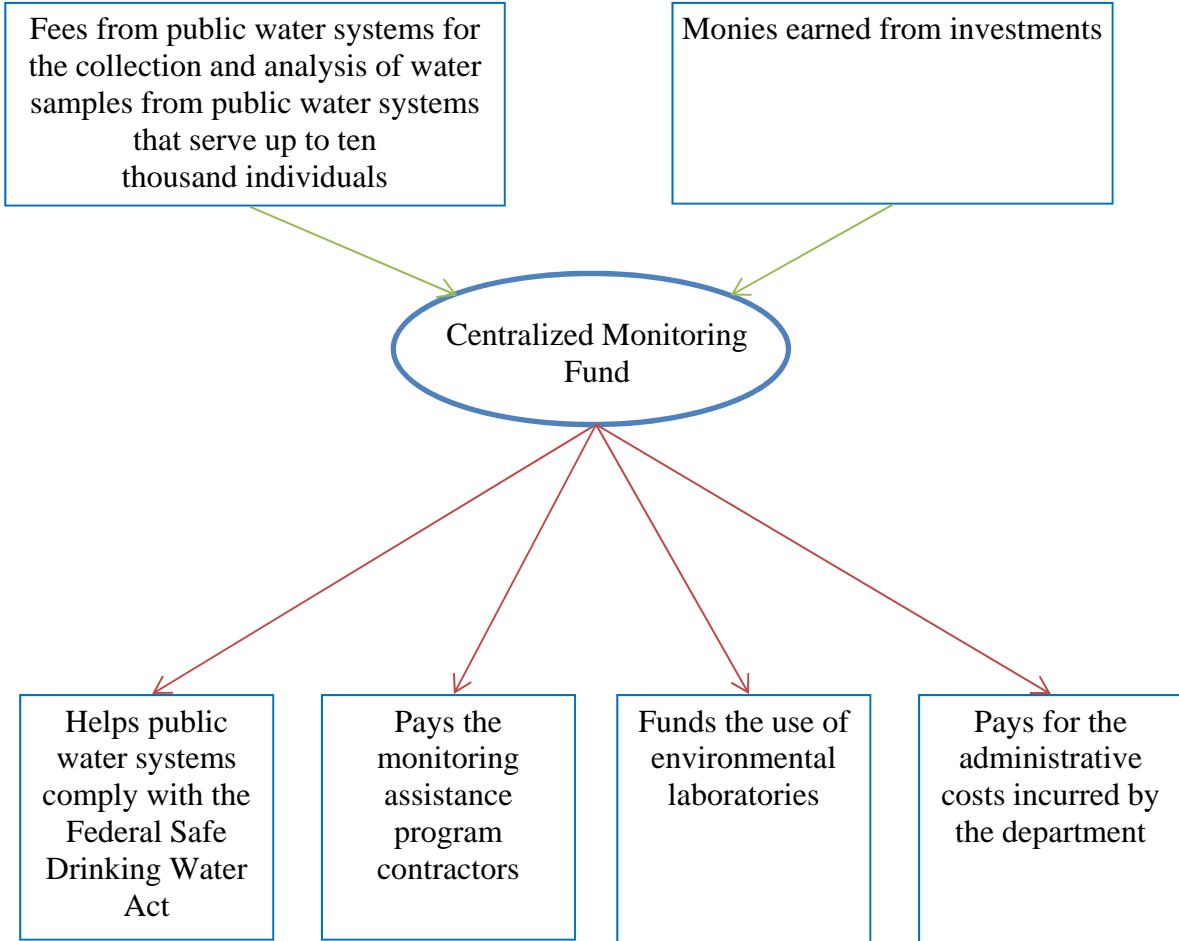
ARIZONA WATER QUALITY FUND
DEPARTMENT OF WATER RESOURCES
2304



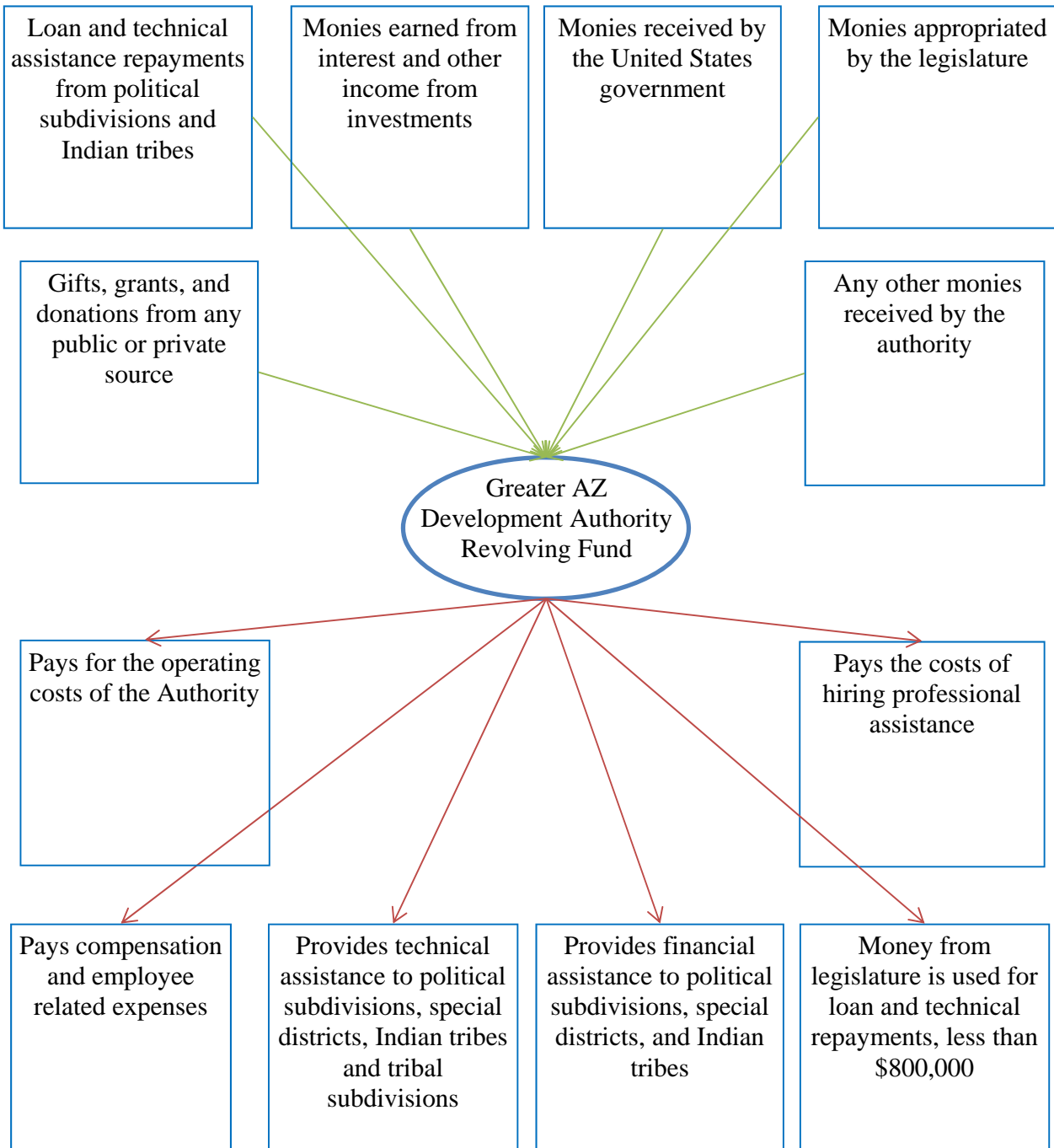
**DRINKING WATER REVOLVING FUND
WATER INFRASTRUCTURE FINANCE AUTHORITY
2307**



CENTRALIZED MONITORING FUND
DEPARTMENT OF ENVIRONMENTAL QUALITY
2308



**GREATER ARIZONA DEVELOPMENT AUTHORITY FUND
WATER INFRASTRUCTURE FINANCE AUTHORITY
2311**



**COUNTY FAIRS RACING BETTERMENT FUND
ARIZONA DEPARTMENT OF RACING
2315**

License fees and unclaimed property monies

County Fairs Racing
Betterment Fund

Funds paid to owners of a stallion
that finishes in first, second or
third at an eligible race

Contracts with a Breeders'
Association to provide data,
statistics, and other necessary
information

**ASSESSMENT FUND FOR VOLUNTARY PLAN FUND
DEPARTMENT OF INSURANCE
2316**

Assessment of up to \$200 on insurers
authorized to transact
liability insurance

Assessment Fund for
Voluntary Plan Fund

Costs associated with helping insurance
consumers locate liability insurance
coverage

CHARTER AZ ONLINE INSTRUCTION PROCESSING FUND
STATE BOARD FOR CHARTER SCHOOLS
2319

Revenues consist of fees charged to charter schools that amend their contracts to participate in Arizona online instruction

Charter AZ Online
Instruction Processing Fund

Funds are used only for the processing of contract amendments for charter schools participating in Arizona online instruction

**DPS ADMINISTRATION FUND
DEPARTMENT OF PUBLIC SAFETY
2322**

Grants from the state and local entities

DPS Administration
Fund

Used to administer grants and programs such
as DUI abatement and forensic crime lab
grants

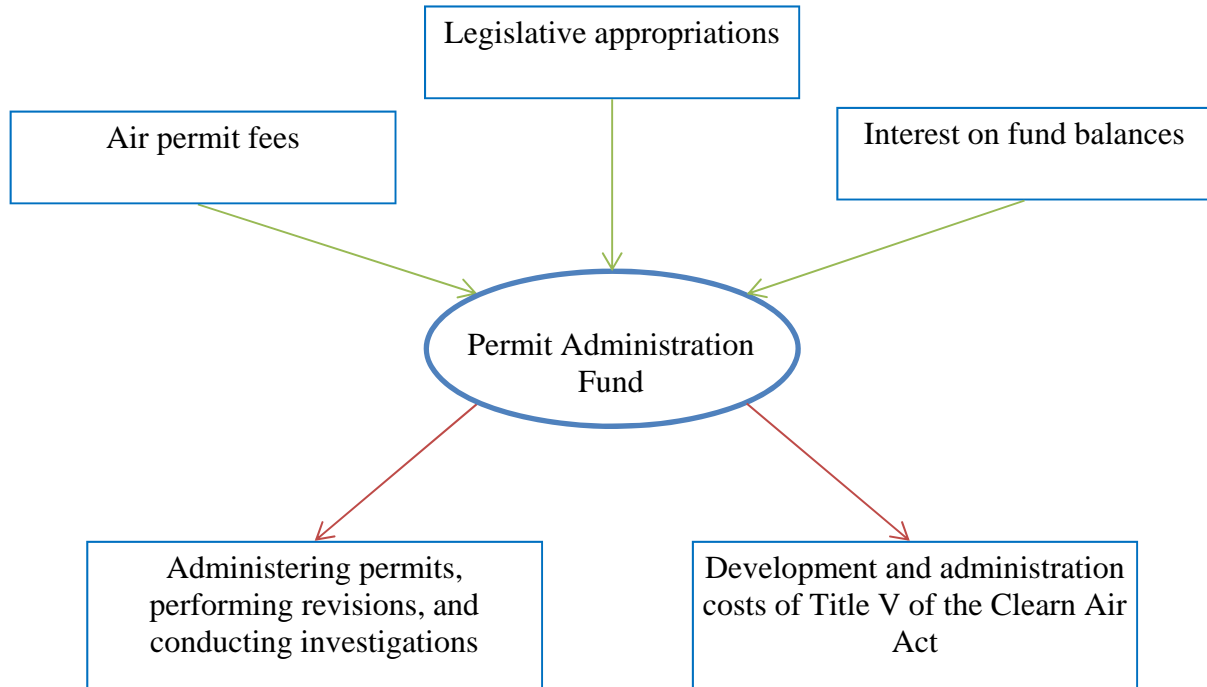
**STATE EDUCATION FUND FOR COMMITTED YOUTH FUND
DEPARTMENT OF JUVENILE CORRECTIONS
2323**

The State Board of Education apportions
state aid to the fund

State Education Fund for
Committed Youth Fund

Used to provide education to committed
youth of the state

PERMIT ADMINISTRATION FUND
DEPARTMENT OF ENVIRONMENTAL QUALITY
2328



**NURSING CARE INSTITUTION PROTECTION FUND
DEPARTMENT OF HEALTH SERVICES
2329**

Civil penalties for violations against nursing care institutions

Nursing Care Institution Protection Fund

Payments for the costs of relocating residents to other facilities

Maintenance of a facility pending correction of the deficiencies or closure

Reimbursement of residents for personal monies lost

REAL ESTATE CONDOMINIUM RECOVERY FUND
DEPARTMENT OF REAL ESTATE
2331

\$10 per condominium unit request fee in
Public Report applications paid by
developers

Real Estate
Condominium Recovery
Fund

Used to compensate consumers who suffer
losses due to unfinished condominium
projects

**PUBLIC ACCESS FUND
CORPORATION COMMISSION
2333**

Fees for expedited services,
special printouts, reports
and tapes

Charges for remote access
to the Commission's data
system

\$10 incorporation fees for a
domestic corporation; \$25
for foreign corporations

Public Access Fund

Funds are used for improvements to the
Commission's data processing system

**MONEYS ON DEMAND FUND
CORPORATION COMMISSION
2334**

Advance monies paid to the commission for fees required to this section for future filings and services

Moneys on Demand Fund

Covers fees due on delivery of documents for filing or on a request for services when monies are advanced

Refunds monies as requested

Used for the disposition of unclaimed property

**SPINAL AND HEAD INJURIES TRUST FUND
DEPARTMENT OF ECONOMIC SECURITY
2335**

Fines levied for civil traffic penalties

22% of the Medical services enhancement fund on the first day of every month

Spinal and Head Injuries Trust Fund*

Used for the operations of the Rehabilitation Services Administration to help individuals with head and spinal injuries

*Trust fund monies shall be spent on approval of the department of economic security's rehabilitation services administration only if comparable resources are not available or are not able to be delivered in a timely manner and in accordance with guidelines for the following purposes:

1. Public information, prevention and education of the general public and professionals.
2. Rehabilitation, transitional living and equipment necessary for activities of daily living.
3. A portion of the disease surveillance system and statewide referral services for those with head and spinal injuries.
4. Costs incurred by the advisory council on spinal and head injuries established pursuant to section 41-3201.
5. Administrative costs incurred by the department of economic security to administer the provisions of this article.

**DNA IDENTIFICATION SYSTEM FUND
DEPARTMENT OF PUBLIC SAFETY
2337**

1.28% of the Criminal Justice
Enhancement Fund

Six percent of fines and penalties,
for criminal offenses and civil
traffic violations

DNA Identification
System Fund

Funds part of the operating expenses of the
Power Authority

MILITARY FAMILY RELIEF FUND
DEPARTMENT OF VETERANS' SERVICES
2339

Private donations (that qualify for a tax credit), grants, bequests and any other monies

Monies earned from investment credited to fund by State Treasurer

Military Family Relief Fund

Six month living expenses stipend to dependents of service members who died in the line of duty

5% of donations used by director for administering the fund

Aid to family members, service members or former service members for living expenses and other expenses

Financial aid to family members for temporary residence near medical facility where service member is being

Unencumbered funds transferred into the Veterans' Donations Fund on December 31, 2018

**PERMANENT TRIBAL-STATE COMPACT FUND
DEPARTMENT OF GAMING
2340**

Revenues from tribal shares of regulatory costs



Permanent Tribal-State Compact Fund



Funds are used to reimburse Department of Gaming's administrative and regulatory expenses

ARIZONA ESCROW GUARANTY FUND
STATE DEPARTMENT OF FINANCIAL INSTITUTIONS
2341

Revenues include a one time contribution of \$5,000 for each real property escrow plus three per cent of gross escrow fees charged for closing any sale or loan transaction



Arizona Escrow
Guaranty Fund



Pays claims against insolvent escrow agents

Agencies:
State Department of Financial Institutions

CONSTABLE ETHICS STANDARDS AND TRAINING FUND
CONSTABLE ETHICS STANDARDS AND TRAINING BOARD
2346

Writ fees, not to exceed \$5 per writ

Constable Ethics
Standards and Training

Grants for training and
equipment for constables
80%

Administrative Costs
20%

**NEIGHBORS HELPING NEIGHBORS FUND
DEPARTMENT OF ECONOMIC SECURITY
2348**

Individual donations

Designated portion of an individual's tax
return

Neighbors Helping
Neighbors Fund

Provides assistance in utility bill payments,
emergency temporary shelter, water bills,
and rent payments to landlords when utilities
are included as part of the rent*

*Qualifying individuals must have income at or below 125% of the federal poverty level,
be sixty years of age or older, or handicapped and income at 150% of poverty level or lower

NATIONAL GUARD RELIEF FUND
DEPARTMENT OF EMERGENCY AND MILITARY AFFAIRS
2349

Donations from tax payers
through the "check off" box on
Arizona State tax returns

Earnings from investments

National Guard Relief
Fund

Used to assist National Guard soldiers and
their families in need of financial assistance

**ARIZONA BENEFITS FUND
DEPARTMENT OF GAMING
2350**

Repository for contributions paid to State by Indian tribes that have the Tribal-State compact

Monies earned from investments

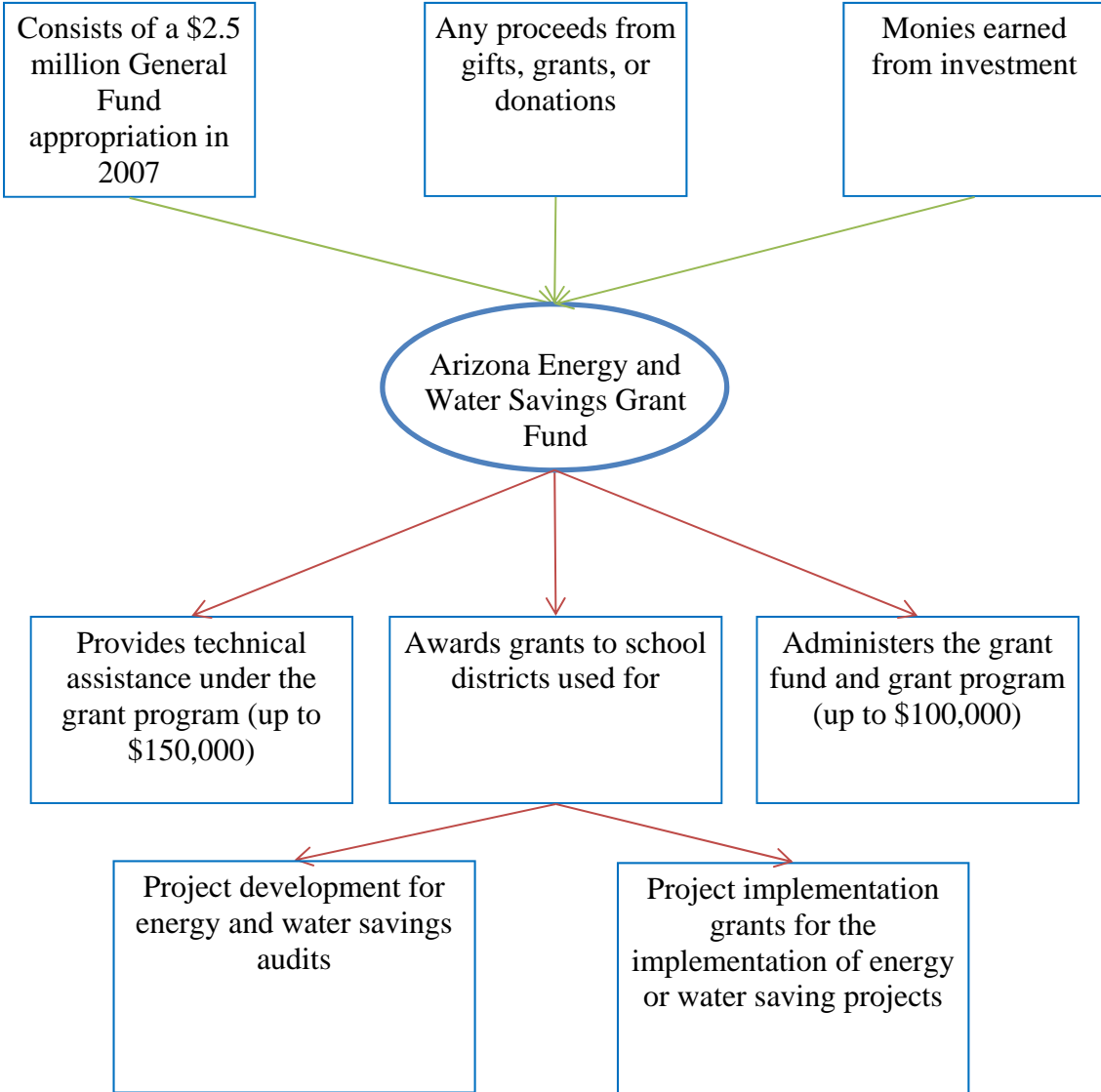
Arizona Benefits Fund

Funds (\$8 million or 9% whichever is greater) regulatory and administrative costs of Department of Gaming

Funds the prevention, treatment, and education of problem gambling 2%

If funds permit, funds teacher salary increases and classroom reduction(56%) trauma and emergency services (28%), wildlife conservation (8%), and tourism promotion (8%)

**ARIZONA ENERGY AND WATER SAVINGS GRANT FUND
SCHOOL FACILITIES BOARD
2351**



**STATE HOME FOR VETERANS TRUST FUND
DEPARTMENT OF VETERANS' SERVICES
2355**

Monies generated by operating
the Arizona Veterans' home

All monies collected from the sale
of surplus property at the Veterans'
Home

State Home For
Veteran's Trust Fund

Funds are used to operate and maintain the
state operated nursing and domiciliary
homes for Arizona veterans

ELECTION SYSTEMS IMPROVEMENT FUND
DEPARTMENT OF STATE, SECRETARY OF STATE
2357

Funds received
from the U.S.
government

Matching monies
from the state,
county or local
governments

Legislative
appropriations

Gifts, grants, and
donations

Earnings from
investments

Election Systems
Improvement Fund

Funds are used to implement provisions
of the Help America Vote Act (2002)

**MATHEMATICS, SCIENCE AND SPECIAL EDUCATION TEACHER STUDENT LOAN FUND
2358**

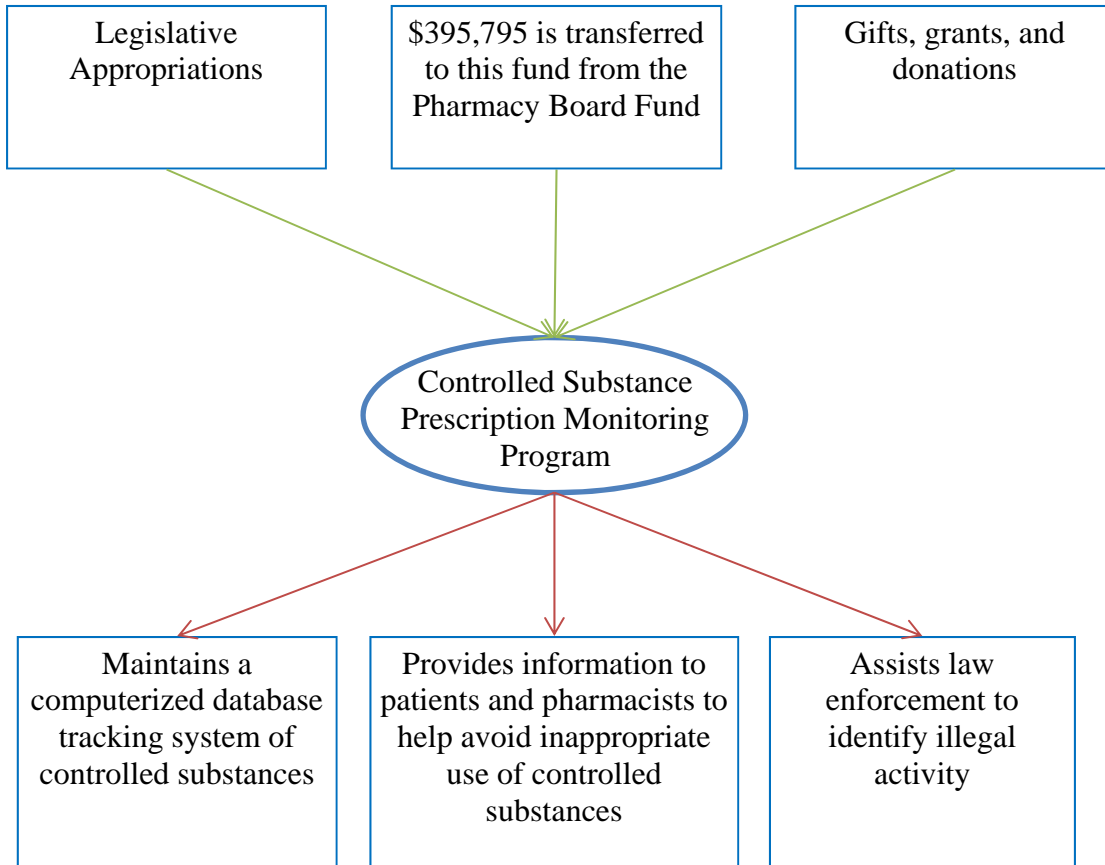
Principle and interest payments deposited
in the fund (charged at a 7 percent interest
rate)

Math, Science and
Special Education
Teacher Student Loan
Fund

Covers tuition and mandatory fees for
students pursuing math or science teaching
degrees and agree to teach in areas of need
in the State

Agencies:
Commission for Postsecondary Education
Arizona Board of Regents

**CONTROLLED SUBSTANCE PRESCRIPTION MONITORING PROGRAM
ARIZONA STATE BOARD OF PHARMACY
2359**



**FIRE SUPPRESSION FUND
STATE FORESTER
2360**

Legislative appropriations for
wildland fire suppression

\$1000 fines for the prohibited
use of fireworks on state land

Fire Suppression Fund

Used for wildland fire
suppression and pre-
positioning equipment
and resources

Payments for activities
related to combating
wildland fires

Supports other
unplanned all risk
activities such as fire,
flood, earthquake, etc.

*If the unobligated balance of the fund exceeds \$2 million at the end of any calendar year, the excess is transferred to the State General Fund.

**EARLY GRADUATION SCHOLARSHIP FUND
COMMISSION FOR POSTSECONDARY EDUCATION
2364**

\$2,200 per pupil funding provided to school districts and charter schools

Reimbursements from students for unused scholarship money

Early Graduation Scholarship Fund

Funds provided to students who graduate one year early from highschool amounting to \$1,250 and \$750 for the second academic year

VOLUNTARY VEHICLE REPAIR AND RETROFIT PROGRAM FUND
DEPARTMENT OF ENVIRONMENTAL QUALITY
2365

Gifts, grants or
donations

Revenues
appropriated by
political subdivisions

Legislative
appropriations

Diesel vehicle air
fee

Voluntary Vehicle Repair
and Retrofit Program
Fund

The fund provides repair and
retrofit matching grants to qualifying
motorists whose vehicles fail emissions
inspections in counties with more than
400,000 persons

**GOLDEN RULE SPECIAL PLATE FUND
DEPARTMENT OF EDUCATION
2366**

Of a \$25 special plate license fee \$17 is deposited in this fund

Golden Rule Special Plate Fund

No more than 10% may be spent on administrative costs

Monies are transferred to a private golden rule foundation with 501(c)(3) status to provide golden rule programs in Arizona schools

CAPITAL POST-CONVICTION DEFENDER OFFICE FUND
STATE CAPITAL POST-CONVICTION PUBLIC DEFENDER OFFICE
2367

Revenue from counties billed
1/2 fees and expenses for
representation of clients

Monies received from gifts and
grants

Capital Post-Conviction
Defender Office Fund

Used to pay agency
expenditures from
representation of
capital conviction client appeals

Employs not more than three
deputies and not more than four
other employees and establishes
and operates any offices as
needed

**LEAFY GREEN MARKETING COMMITTEE FUND
ARIZONA DEPARTMENT OF AGRICULTURE
2368**

Assessments on commodities of the Arizona
Leafy Green Product Shipper Marketing
Agreement



Leafy Green
Marketing
Committee Fund



Funds are used to ensure compliance with
accepted food safety practices

**RACING INVESTIGATION FUND
ARIZONA DEPARTMENT OF RACING
2369**

Monies deposited by persons, partnerships,
associations or corporations that hold a
racing permit

Racing Investigation
Fund

Used to offset the projected cost of
investigations

LEASE TO OWN FUND (SCHOOL FACILITIES BOARD) FUND
SCHOOL FACILITIES BOARD
2373

Legislative Appropriations

Lease to Own Fund
(School Facilities Board)
Fund

Makes payments on
lease-to-own agreements
entered into by school
facilities

Makes payments to or for
the benefit of school
districts

Pays costs considered
necessary by the board in
connection with lease-to-
own transactions

**CAPTIVE INSURANCE REGULATORY/SUPERVISION FUND
DEPARTMENT OF INSURANCE
2377**

Fines and Fees

Captive Insurance
Regulatory/Supervision
Fund

Up to \$100,000 used on
administrative programs

Revenues exceeding \$100,000
revert to the General Fund

**LIVESTOCK AND CROP CONSERVATION FUND
ARIZONA DEPARTMENT OF AGRICULTURE
2378**

An annual \$2.0 million dollar transfer by the State Parks Board to the Department of Agriculture

Interest earned

Livestock and Crop Conservation Fund

Grants to landowners and agricultural lessees of state or federal land who contract with AZ Department of Agriculture to implement conservation based management alternatives*

*No more than 50% of the fund may be granted in a single county in a given year.
No more than 10% may be used for purposes of administering the program in a fiscal year.

**TRANSITION PROGRAM FUND
DEPARTMENT OF CORRECTIONS
2379**

Revenues are 8% of inmates wages (required to be a \$2/hour minimum) provided by state or private entities*

Transition Program Fund

Operates transition offices (as inmates are released from prison)

*Only 5% of wages are taken from inmates that are not guilty of Title 28 Chapter 4 "D.U.I." violations

**MOTOR CARRIER SAFETY FUND
2380**

Legislative Appropriations

Private grants and donations

Motor Carrier Safety
Revolving Fund

Funds are distributed to ADOT, the Attorney General, and the Department of Public Safety for motor carrier safety

Agencies:
Attorney General - Department of Law
Department of Public Safety

**ARIZONA LENGTHY TRIAL FUND
JUDICIARY
2382**

Additional filing fees established by
the Supreme Court

Arizona Lengthy
Trial Fund

Compensation payments to
jurors who serve longer than
5 days on a trial

No more than 3 percent can
be used on administrative
costs

**TRANSITION PROGRAM FUND
DEPARTMENT OF CORRECTIONS
2383**

Cost reductions at \$17 per inmate per day (for inmates who are allowed to be released early)

Transition Program Fund

Distributed to entities that provide transition services to nonviolent offenders

**FAMILIES OF FALLEN POLICE OFFICERS SPECIAL PLATE FUND
DEPARTMENT OF PUBLIC SAFETY
2386**

Seventeen dollars of the twenty-five dollar special plate license fee

Families of Fallen Police Officers Special Plate Fund

No more than 10% can be spent on administrative costs

Money given to a nonprofit willing to help the family survivors of fallen police officers

Provides training to law enforcement agencies on survivor victimization issues

Educates the public on the need to support law enforcement and families of fallen police officers

NOTARY BOND FUND
DEPARTMENT OF STATE, SECRETARY OF STATE
2387

Monies earned from investments

31.29% of the \$18 fees received by the Secretary of State for filing the oath and bond and certification of a notary public

Notary Bond Fund

Funds offset the cost of the Secretary of State's office assuming the responsibilities associated with processing notary bonds

**LASER SAFETY FUND
RADIATION REGULATORY AGENCY
2388**

Laser technicians registration
fees

Fees for certificates distributed
for aestheticians and laser
technicians

Laser Safety Fund

Used to regulate operators of such
lasers for hair removal and
cosmetic products

**PHOTO ENFORCEMENT FUND
2390**

Fines from citations and violations

Photo Enforcement
Fund

Used by DPS and the Administrative
Office of the Courts to run the photo
enforcement system

Monies in the fund that exceed
\$250,000 at the end of each calendar
quarter are transferred into the General
Fund

**PUBLIC SAFETY EQUIPMENT FUND
DEPARTMENT OF PUBLIC SAFETY
2391**

\$500-\$1500 for OUI/DUI violations of watercraft, automobiles, and aircraft

\$4 of the \$13 surcharge for criminal penalties and civil traffic violations

Public Safety Equipment Fund

The first \$1,200,000 purchases vehicles, protective armor, stun devices, and safety equipment

Any remaining money is deposited in the General Fund

**BUILDING RENEWAL GRANT FUND
SCHOOL FACILITIES BOARD
2392**

Legislative Appropriations

Building Renewal Grant
Fund

Distributed to school districts to maintain
the adequacy of buildings based on grant
requests to fund primary building renewal
projects

**UNARMED COMBAT FUND
ARIZONA DEPARTMENT OF RACING
2393**

Uniform fee for mixed martial
arts and boxing events

Intergovernmental tribal
agreements funds

Unarmed Combat Fund

Funds the processing of
applications

The administration of mixed
martial arts and boxing

**CRIME LABORATORY OPERATIONS
DEPARTMENT OF PUBLIC SAFETY
2394**

The first \$10,400,000 from court
diversion fees and defensive
driving class fees

9% of funds from the CJEF
fund

Crime Laboratory
Operations

Used for Crime state laboratory operations

**TRANSITION SERVICES FUND
DEPARTMENT OF CORRECTIONS
2395**

30% of \$65/month charge to inmates on parole for supervision costs*

Fees to offset the use of a GPS monitoring device on inmates (if necessary)

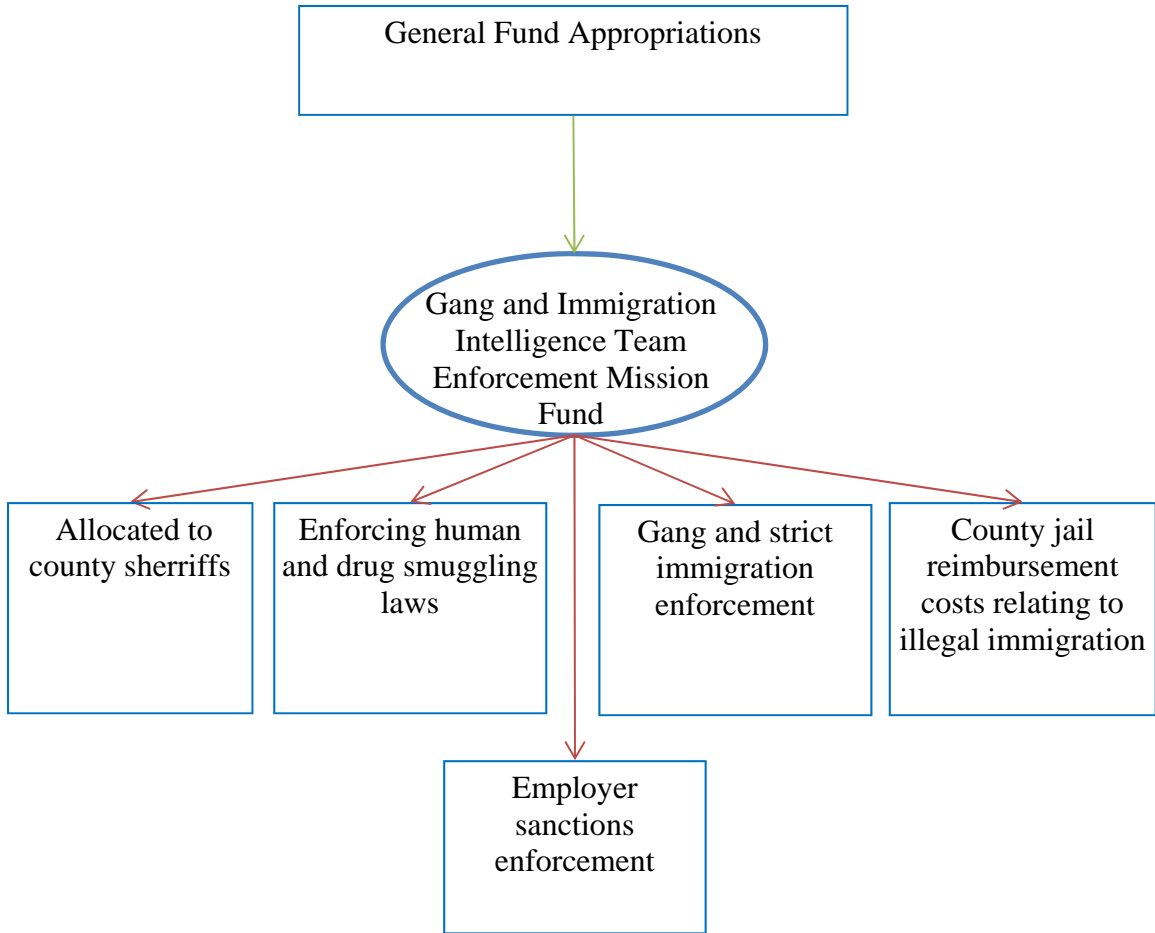
Fees to offset the costs of drug tests (if necessary)

Community Corrections Enhancement Fund

Funds community corrections, and if applicable GPS monitoring devices and drug tests

*The remaining 70% of the maximum \$65 month fee goes to the Victim Compensation and Assistance Fund

**GANG AND IMMIGRATION INTELLIGENCE TEAM ENFORCEMENT MISSION FUND
DEPARTMENT OF PUBLIC SAFETY
2396**



WATER RESOURCES FUND
DEPARTMENT OF WATER RESOURCES
2398

Legislative appropriations, gifts, grants, donations, and investments

Monies from the Department of Water Resources Production and Copying Fund

Monies from the Water Resources Publication and Mailing Fund

Various inspection and filing fees

10 and 5 cents per acre taxes on irrigation projects

Weather control or cloud modification license fees

Arizona Water Banking Fund

Funds are used to support Department of Water Resources agency operations

**TEACHER CERTIFICATION FUND
DEPARTMENT OF EDUCATION
2399**

Fees collected for teacher
certification processes

Teacher Certification
Fund

Pays for expenses incurred in
administering teacher certifications

**FEDERAL EDUCATION AND TRAINING FUND
STATE MINE INSPECTOR
2400**

Gifts, grants, and matching monies

Payments from agencies,
individuals or enterprises for
department services and
publications

Federal Education and
Training Fund

Funds the department's services
and publications

Conducts relevant programs

**PRIVATE DONATIONS FUND
COMMISSION FOR POSTSECONDARY EDUCATION
2402**

Private donations

Private Donations Fund

Used by the commission to expand
the Arizona College Access
Network

Builds and maintains a website
about postsecondary educational
opportunities in Arizona

**SECURITIES INVESTMENT AND MANAGEMENT FUND
CORPORATION COMMISSION
2404**

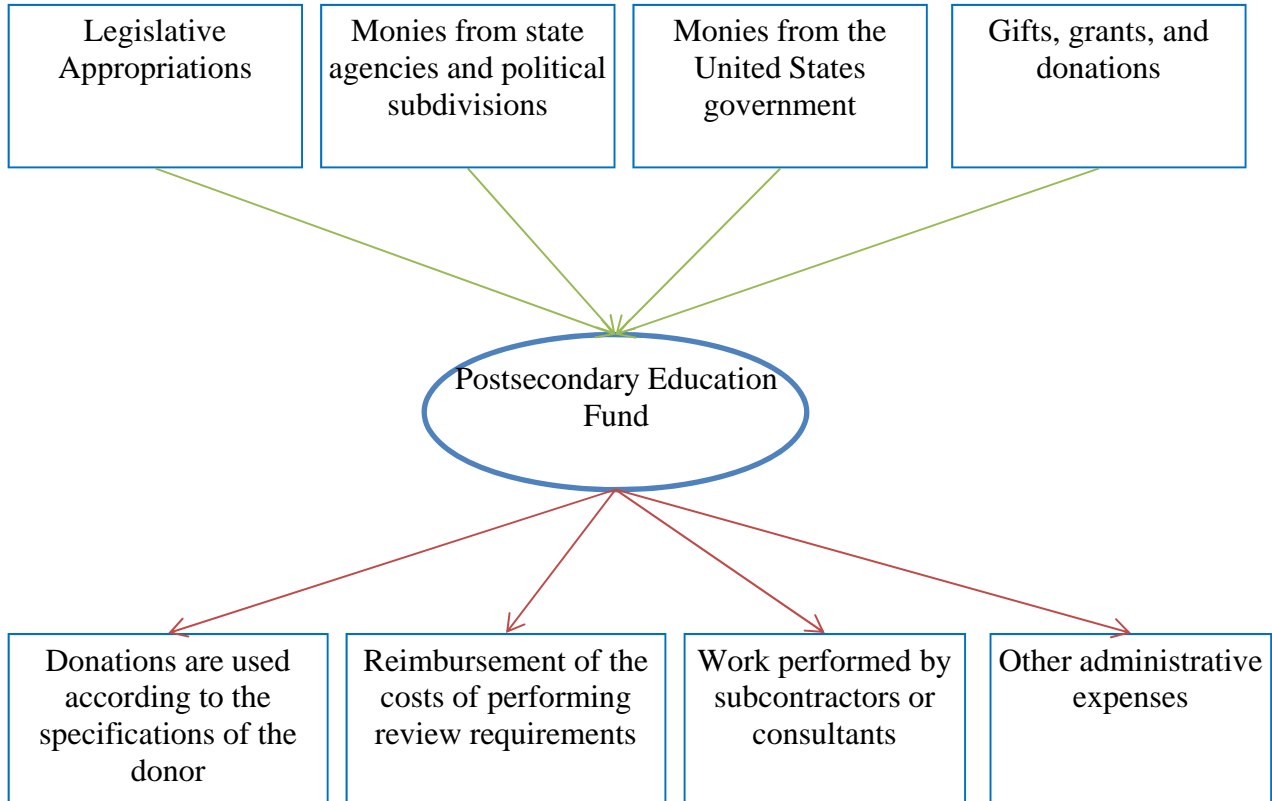
Fees and costs collected pursuant to enforcement of investment management regulations

Securities Investment and Management Fund*

Provides education and regulatory, investigative, and enforcement operations in securities division

*If amount in fund exceeds 100,000 on Dec. 31, the excess is deposited into the General Fund

**POSTSECONDARY EDUCATION FUND
COMMISSION FOR POSTSECONDARY EDUCATION
2405**



**REGISTRAR OF CONTRACTORS FUND
REGISTRAR OF CONTRACTORS
2406**

Registration and License Fees from
contractors

Registrar of Contractors
Fund

Funds are used for the operations for the
Registrar of Contractors agency

**ABANDONED MINE SAFETY FUND
STATE MINE INSPECTOR
2408**

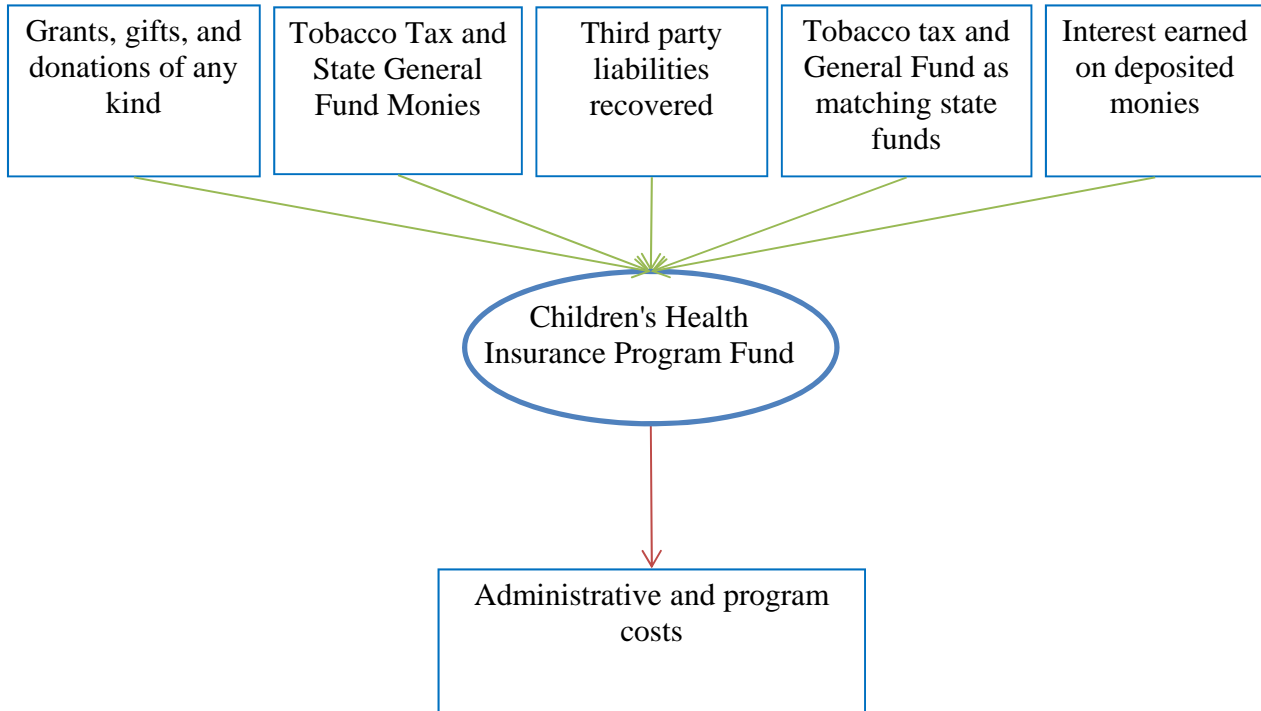
Gifts, grants, and contributions

Matching funds for contributions

Abandoned Mine Safety
Fund

Pays contractors for actual abatement costs to fill, fence or plug shafts and adits (not for administrative salaries or other costs)

**CHILDREN'S HEALTH INSURANCE PROGRAM FUND
ARIZONA HEALTH CARE COST CONTAINMENT SYSTEM
2409**



**WATER RESOURCES PUBLICATION AND MAILING FUND
DEPARTMENT OF WATER RESOURCES
2410**

Monies paid to the department for the publication and mailing of legal notices as required by law

Water Resources
Publication and Mailing
Fund

Pays for the expenses incurred by publishing and mailing legal notices as required by law

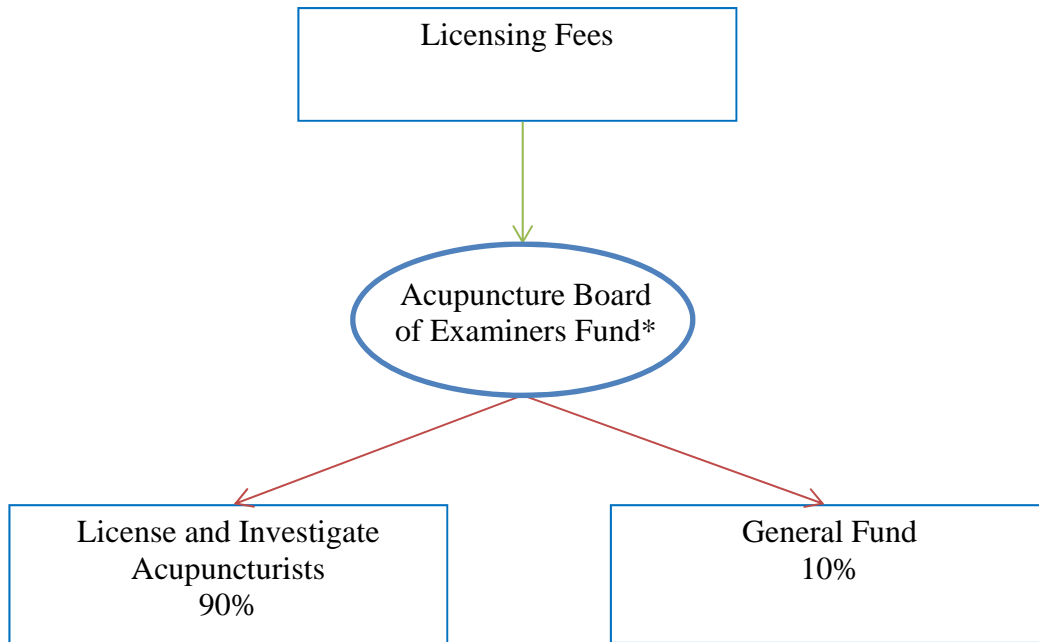
**WATER RESOURCES PRODUCTION AND COPYING FUND
DEPARTMENT OF WATER RESOURCES
2411**

Monies paid to the department for publications and for copies of department

Water Resources
Production and Copying
Fund

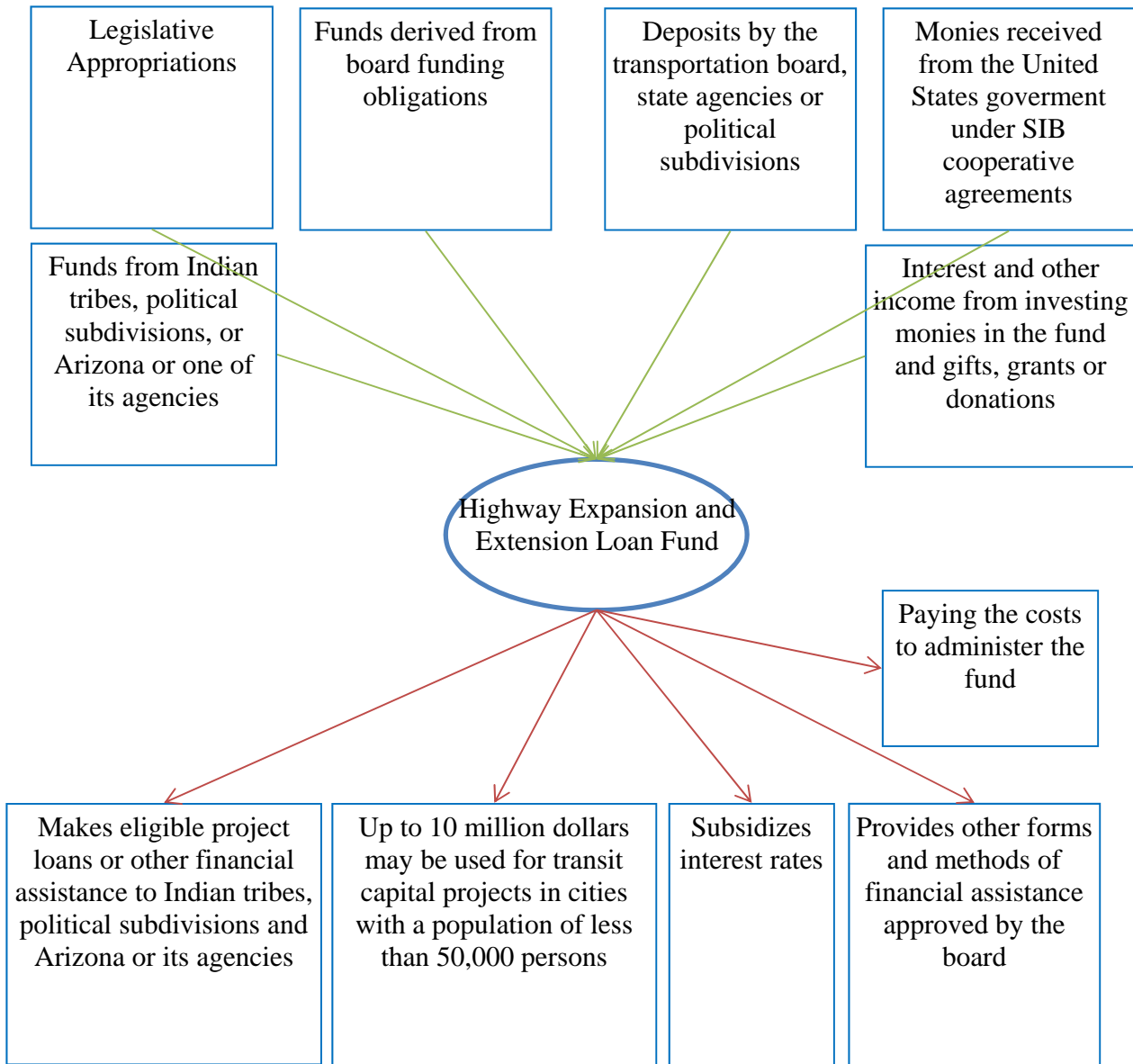
Used to produce the publications and copies of department records

**ACUPUNCTURE BOARD OF EXAMINERS FUND
ACUPUNCTURE BOARD OF EXAMINERS
2412**



*Collections from penalties go directly to the General Fund

HIGHWAY EXPANSION AND EXTENSION LOAN FUND
DEPARTMENT OF TRANSPORTATION
2417



**ASSISTANCE FOR EDUCATION FUND
DEPARTMENT OF EDUCATION
2420**

Investment Earnings

Contributions from individual
income tax refunds

Assistance for Education
Fund

An amount of \$5 per student is
distributed to charter schools and
school districts

**CPS EXPEDITED SUBSTANCE ABUSE TREATMENT FUND
DEPARTMENT OF ECONOMIC SECURITY
2421**

Legislative appropriations

CPS Expedited
Substance Abuse
Treatment Fund

Expedited substance abuse treatment to
parents or guardians in order to facilitate
family preservation or reunification

**DRIVING UNDER INFLUENCE ABATEMENT FUND
2422**

Civil penalty on ignition interlock device manufacturers for failure to report data

A \$250 or \$500 fine depending on blood alcohol level and an additional \$250 if convicted for the second time in 84 month period

A \$750 fine if convicted of an aggravated DUI or third conviction

A \$750 fine for operating a water vehicle and receiving a D.U.I citation

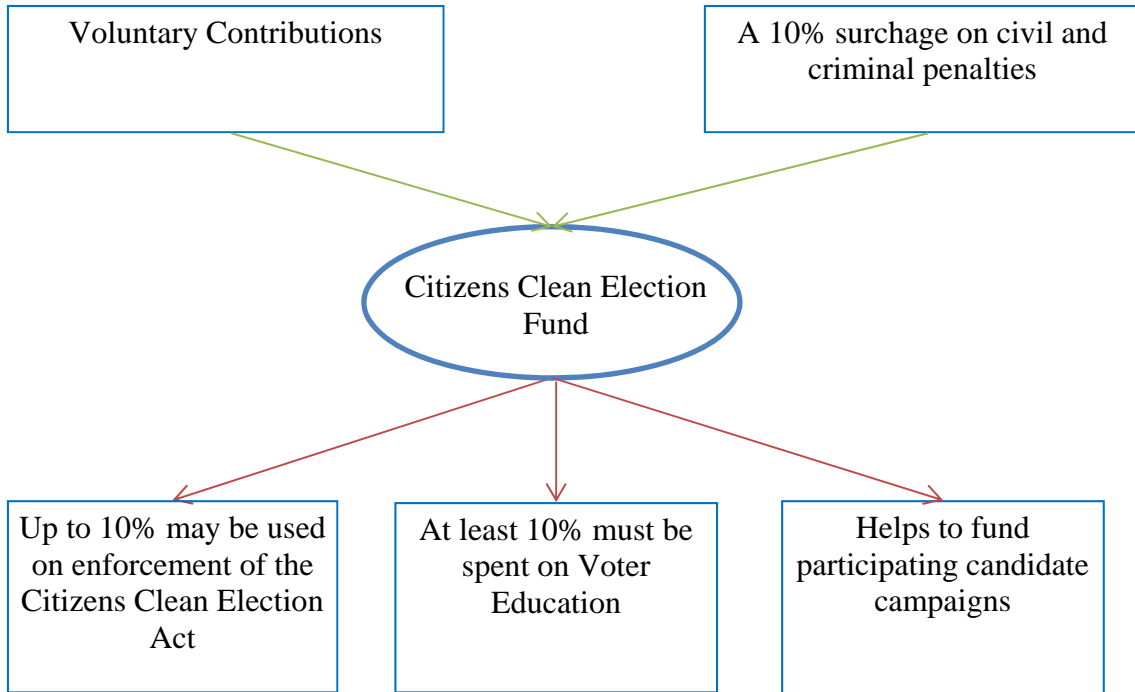
5% of the annual fee for a restaurant

Driving Under Influence Abatement Fund

Used to fund DUI prevention and enforcement activities

Agencies:
Arizona Criminal Justice Commission
Department of Transportation

**CAPITAL POST-CONVICTION DEFENDER OFFICE FUND
CITIZENS' CLEAN ELECTIONS FUND
2425**



STANDING POLITICAL COMMITTEE ADMIN FUND
DEPARTMENT OF STATE, SECRETARY OF STATE
2426

Monies earned from investments

Filing fees paid by standing political committees that receive contributions or make expenditures exceeding \$500

Standing Political
Committee Admin Fund

Fund the costs of administering and enforcing the campaign finance laws relating to standing political committees

**RISK ASSESSMENT FUND
DEPARTMENT OF HEALTH SERVICES
2427**

Legislative
Appropriations

Risk Assessment Fees

Gifts, grants, and
donations

Risk Assessment Fund

Performs health effect
studies and risk
assessments

Evaluating and
calculating cleanup
standards

Administrative costs

Informs public of
health and risk issues

**JOINT SUBSTANCE ABUSE TREATMENT FUND
DEPARTMENT OF ECONOMIC SECURITY
2429**

Legislative appropriations

Joint Substance Abuse
Treatment Fund

Supports Arizona Families
F.I.R.S.T program by helping
parents or guardians whose
substance abuse hurts families

Helps Cash Assistance recipients
whose substance abuse prevents
them from obtaining employment

RECORD SERVICES FUND
DEPARTMENT OF STATE, SECRETARY OF STATE
2431

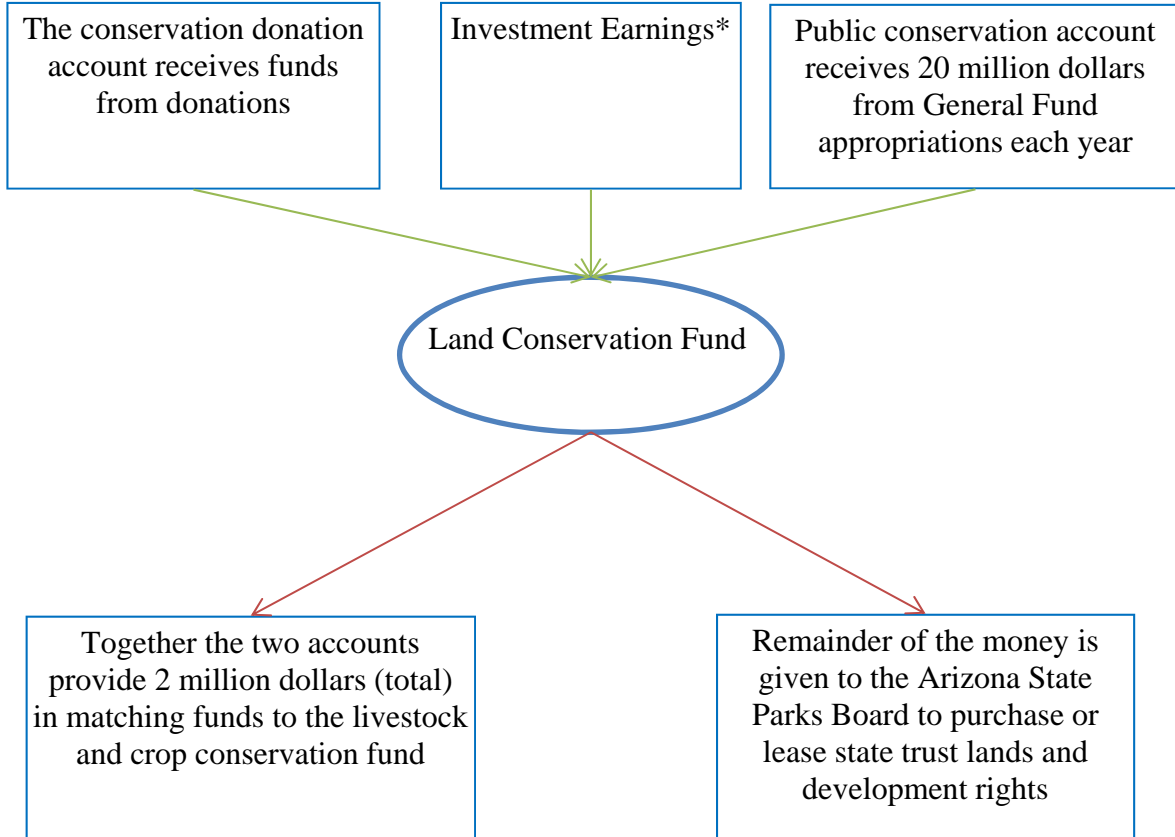
Fees charged to state agencies and political subdivisions for services provided

Fees to state agencies and political subdivisions for expenses incurred by the state library in obtaining copies of required reports

Record Services Fund

Used for the preservation and management of records and to perform the various duties of the director

**LAND CONSERVATION FUND
STATE PARKS BOARD
2432**



*Notes:
Investment Earnings are used for the two main expense functions (however, any amount above \$500,000 for investment earnings is used for the purpose of operating State parks

**FINGERPRINT CLEARANCE CARD FUND
DEPARTMENT OF PUBLIC SAFETY
2433**

Fees charged for a fingerprint clearance card

Fingerprint Clearance
Card Fund

Used for criminal history searches on job
applicants for certain positions

**BOARD OF FINGERPRINTING FUND
2435**

Monies appropriated by the legislature

Fees established by the board

Developmentally Disabled Client Trust Fund

Used to employ personnell subject to fee monies that are collected and to the budget approved by board members

**AGRICULTURE ADMINISTRATIVE SUPPORT FUND
ARIZONA DEPARTMENT OF AGRICULTURE
2436**

Funds are collected from the following agencies
Based on interagency agreements

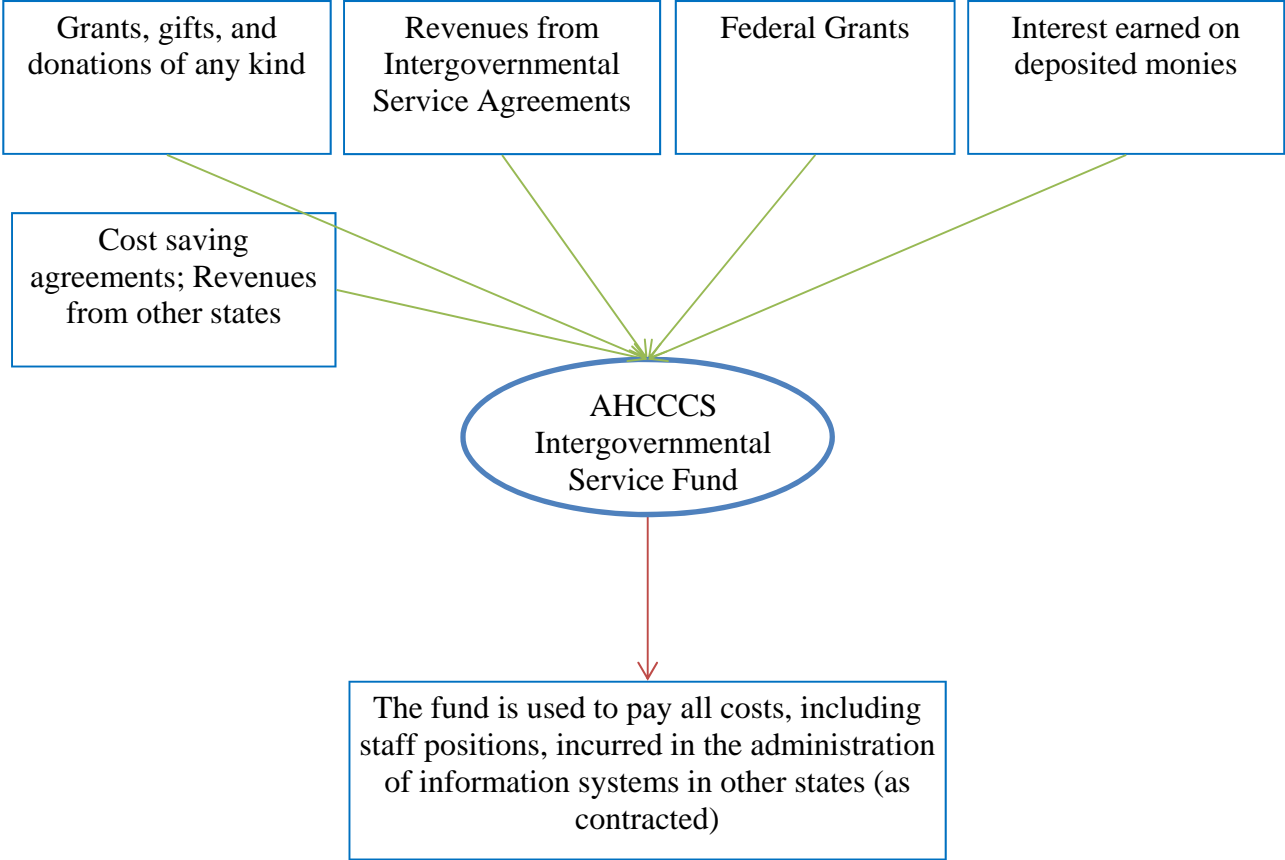
- 1. Agricultural Employment Relations Board
- 2. Arizona Citrus Research Council

- 3. Grain Research and Promotion Council
- 4. Iceberg Lettuce Research Council

Agriculture
Administrative Support
Fund

Provides administrative support to the
Agricultural Employment Relations Board
and commodity councils

**AHCCS INTERGOVERNMENTAL SERVICE FUND
ARIZONA HEALTH CARE COST CONTAINMENT SYSTEM
2438**



**PREVENTION OF CHILD ABUSE FUND
OFFICE OF THE GOVERNOR
2439**

Of the \$25 for a special license plate \$8 goes to the State Highway Fund; \$17 goes to the Prevention of Child Abuse Fund

Earned Investments

State Highway Fund

Prevention of Child Abuse Fund

Funds are transferred to a qualifying 501-c-3 foundation that matches federal funds to help prevent child abuse

**COURT REPORTERS FUND
JUDICIARY
2440**

Legislative
Appropriations

Investment Earnings

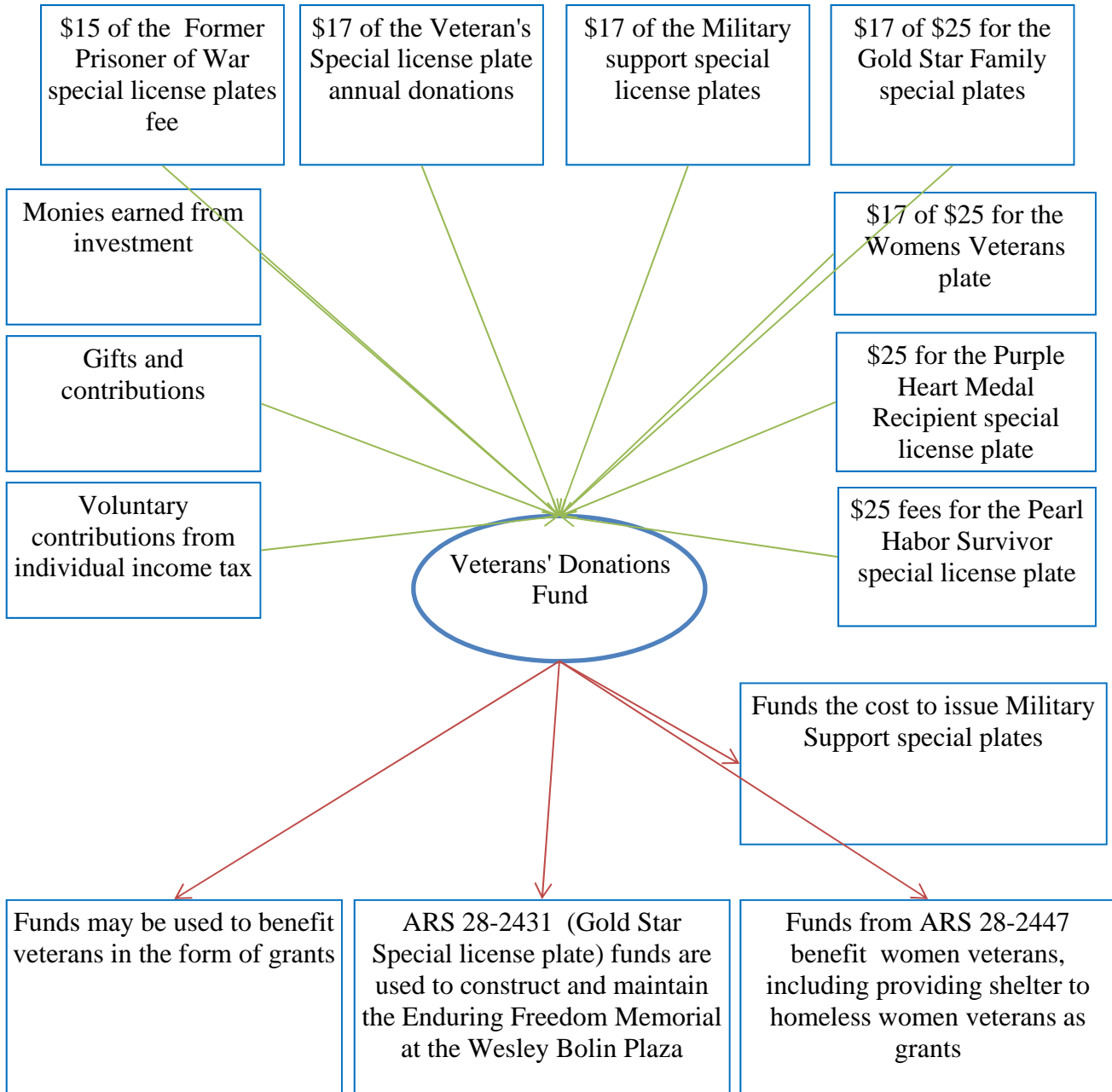
Examination,
application, and
renewal fees

Costs and penalties
such as a contempt of
court penalty

Court Reporters Fund

Used for certification and
administration of court reporters
statewide

**VETERANS' DONATIONS FUND
DEPARTMENT OF VETERANS' SERVICES
2441**



**STATE AID TO COUNTY ATTORNEYS FUND
ARIZONA CRIMINAL JUSTICE COMMISSION
2443**

21.61% of the fees, penalties, surcharges, sanctions & forfeitures collected by supreme court & court of appeals

15.44% of surcharges for criminal offenses and civil traffic violations and motor vehicle violations

State Aid to County Attorneys Fund

Distributed to counties based on a distribution of cases per county divided by cases for the state.
(A.R.S. 41-2409)

SCHOOLS FOR THE DEAF AND BLIND FUND
ARIZONA STATE SCHOOLS FOR THE DEAF AND THE BLIND
2444

The proceeds from the sale of 100,000 acres of land from a grant

Revenues from Department of Education for special educational vouchers for deaf and blind students

Schools for the Deaf and Blind Fund

Provides education of Deaf and Blind children, children with multiple disabilities, and children with severe sensory impairments

**STATE AID TO INDIGENT DEFENSE FUND
ARIZONA CRIMINAL JUSTICE COMMISSION
2445**

20.53% of the fees, surcharges,
sanctions & forfeitures collected by
supreme court
and court of appeals

14.66% of surcharges for criminal
offenses, civil traffic violations, and
motor vehicle violations

State Aid to Indigent
Defense Fund

Provides state aid to the county public defender and
legal defender and contracts indigent defense
counsel for the processing of criminal cases

**STATE AID TO COURTS FUND
JUDICIARY
2446**

Legislative
Appropriations

Fines and penalties for
criminal offenses and
motor vehicle
violations

Court filing fees

State Aid to Courts Fund

Each county receives state aid to the
Superior Court based on population and
quantity of felonies for processing
criminal cases

**PARTNERSHIP FUND
STATE PARKS BOARD
2448**

Collections from the land and water conservation fund program

Funds received from intergovernmental agreements

Partnership Fund

Land and state historic preservation management purposes

STATEWIDE EMPLOYEE RECOGNITION GIFTS/DONATIONS FUND
DEPARTMENT OF JUVENILE CORRECTIONS
2449

Donations from State
Employees

Proceeds from employee
recognition fundraising events

Statewide Employee
Recognition
Gifts/Donations Fund

Funds activities that increase morale of
the agency

**STATEWIDE EMPLOYEE RECOGNITION FUND
DEPARTMENT OF TRANSPORTATION
2499DTA**

Gifts and donations from public and private entities

Statewide Employee Recognition Fund

Conduct's ADOT's employee recognition programs

**STATEWIDE EMPLOYEE RECOGNITION GIFTS/DONATIONS FUND
DEPARTMENT OF ENVIRONMENTAL QUALITY
2449EVA**

Revenues from gifts, grants or matching monies from public and private agencies, individuals, and enterprises

Federal Grant Fund

Used according to specifications of the grant

**EMPLOYEE RECOGNITION FUND
ARIZONA PIONEERS' HOME
2449PIA**

Proceeds from the sales of candy and
snacks and auctioned goods from
donations

Employee Recognition
Fund

Funds employee recognition and
appreciation events for the department

**STATEWIDE EMPLOYEE RECOGNITION FUND
DEPARTMENT OF REVENUE
2449RVA**

Consists of donations from fund-raising activities, contributions or services from employees

Statewide Employee
Recognition
Gifts/Donations Fund

Used for employee recognition programs in the Department of Revenue

**STATEWIDE EMPLOYEE/RECOGNITION GIFTS FUND
DEPARTMENT OF VETERANS' SERVICES
2449VSA**

Revenues include donations from
agency State employees

Employee recognition fund
raising events

Statewide Employee
Recognition Gifts/Donations
Fund

Funds are used to recognize
outstanding employee
performance

Conducts events that enhance
agency morale

**STATE LAND DEPARTMENT FUND
STATE LAND DEPARTMENT
2451**

Reimbursements from the purchaser or lessee

State Land Department Fund

Used to pay for zoning and application fees

Pays for advertising for land sales

**STATE TRAFFIC AND PARKING CONTROL FUND
ARIZONA DEPARTMENT OF ADMINISTRATION
2453**

Parking and traffic violations on
state property

State Traffic and Parking
Control Fund

Maintains parking lots and
structures

Posts signs and notices for
regulation of vehicles

**DEFICIENCIES CORRECTION FUND
SCHOOL FACILITIES BOARD
2455**

Transaction privilege tax transfers

Deficiencies Correction
Fund

Used to correct deficiencies in school
buildings and equipment according to
minimum adequacy requirements

Agencies:
School Facilities Board

**COMMODITY PROMOTION FUND
ARIZONA DEPARTMENT OF AGRICULTURE
2458**

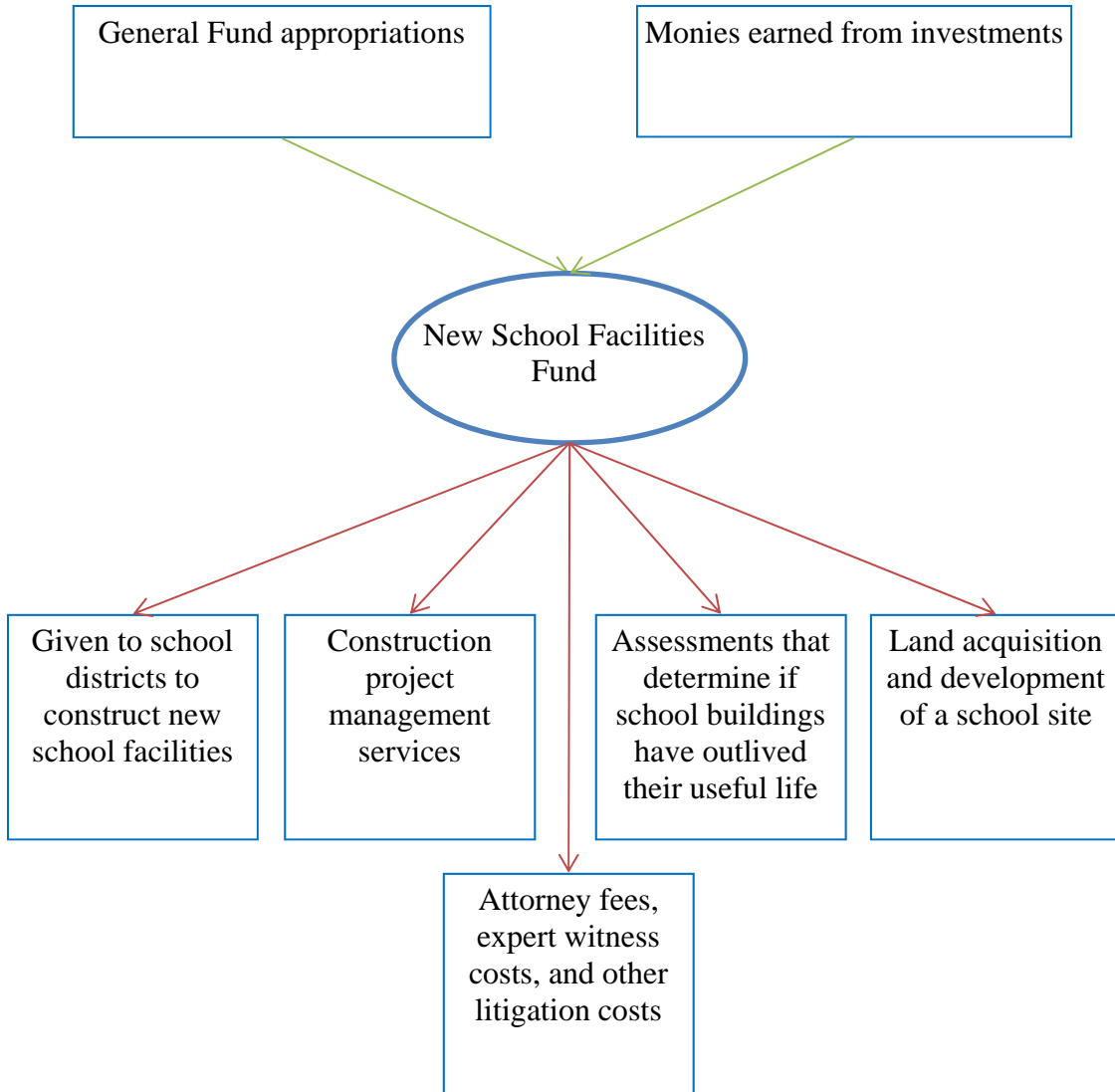
Fees for certificates of free
sale

Interest earned on
investments

Commodity Promotion Fund

Funds programs that promotes and educates
about the production and
consumption of Arizona agricultural
products domestically and abroad

**NEW SCHOOL FACILITIES FUND
SCHOOL FACILITIES BOARD
2460**



**CRIMINAL CASE PROCESSING FUND
ATTORNEY GENERAL - DEPARTMENT OF LAW
2461**

.35% of a 7% surcharge on all criminal, motor vehicle, and game and fish statute violations, and redirected court collections

Criminal Case Processing Fund

Funds are used to process criminal cases

**GRANT ANTICIPATION NOTES FUND
DEPARTMENT OF TRANSPORTATION
2463**

Grant revenues received by the director of
ADOT

Grant Anticipaion Notes
Fund

Provides payments for the costs of certain
projects; and reimburses the Director for
expenses made previously on projects

**HEALTH CARE APPEALS FUND
DEPARTMENT OF INSURANCE
2467**

Charges to an appealing member's health care insurer for amounts owed to the independent review organization

Health Care Appeals Fund

Compensation for independent review organizations for performing medical reviews

Procurement of independent review organizations

Implementation and maintenance of the external review process

ARIZONA TOBACCO LITIGATION SETTLEMENT FUND
ARIZONA HEALTH CARE COST CONTAINMENT SYSTEM
2468

Payments received by Arizona for the Master Settlement Agreement between states and tobacco companies in 1998

Monies earned from investment deposited into the fund

Arizona Tobacco Litigation Settlement Fund

Funds and fully implements programs to eligible persons

Expands coverage in the AHCCCS including the premium sharing program as approved by the voters or by the legislature

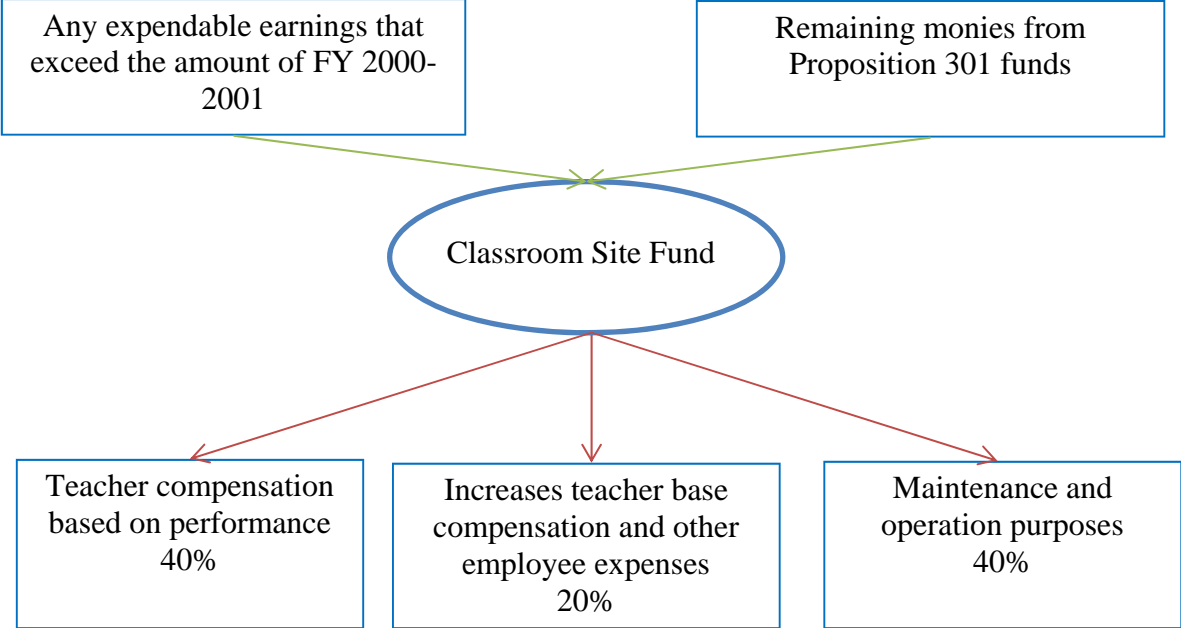
**FAILING SCHOOLS TUTORING FUND
DEPARTMENT OF EDUCATION
2470**

Receives \$1.5 million from sales tax revenues from Prop 301 which are allocated to this fund

Failing Schools Tutoring Fund

Used to tutor students who have not passed portions of the high school AIMS test, or for those attending "failing" schools

**CLASSROOM SITE FUND
DEPARTMENT OF EDUCATION
2471**



**TECHNOLOGY AND RESEARCH INITIATIVE FUND
2472**

12% of remaining funds after
payments towards education bonds

Technology and
Research Initiative Fund

Used on Capital Projects
(up to 20%)

Research grants given to universities
preparing students to work in high
tech industries of the state

Agencies:
Arizona Board of Regents
ASU - Polytechnic
ASU - West

**FINANCIAL SURVEILLANCE FUND
DEPARTMENT OF INSURANCE
2473**

Assessments collected from domestic
insurers

Financial Surveillance
Fund

Pays the costs of employing financial
analysts who shall assist the department in
conducting financial surveillance of
domestic insurers

PURCHASE AND RETIREMENT FUND
DEPARTMENT OF WATER RESOURCES
2474

Monies earned from investment

Monies received for the purchase and retirement of grandfathered rights

Purchase and Retirement Fund

Monies are used for the purpose of purchase and retirement of grandfathered rights

DEPARTMENT OF JUVENILE CORRECTIONS RESTITUTION FUND
DEPARTMENT OF JUVENILE CORRECTIONS
2476

Federal, state, and local appropriations

Monies distributed to the fund via the Department of Juvenile Corrections Career Technical Education Fund

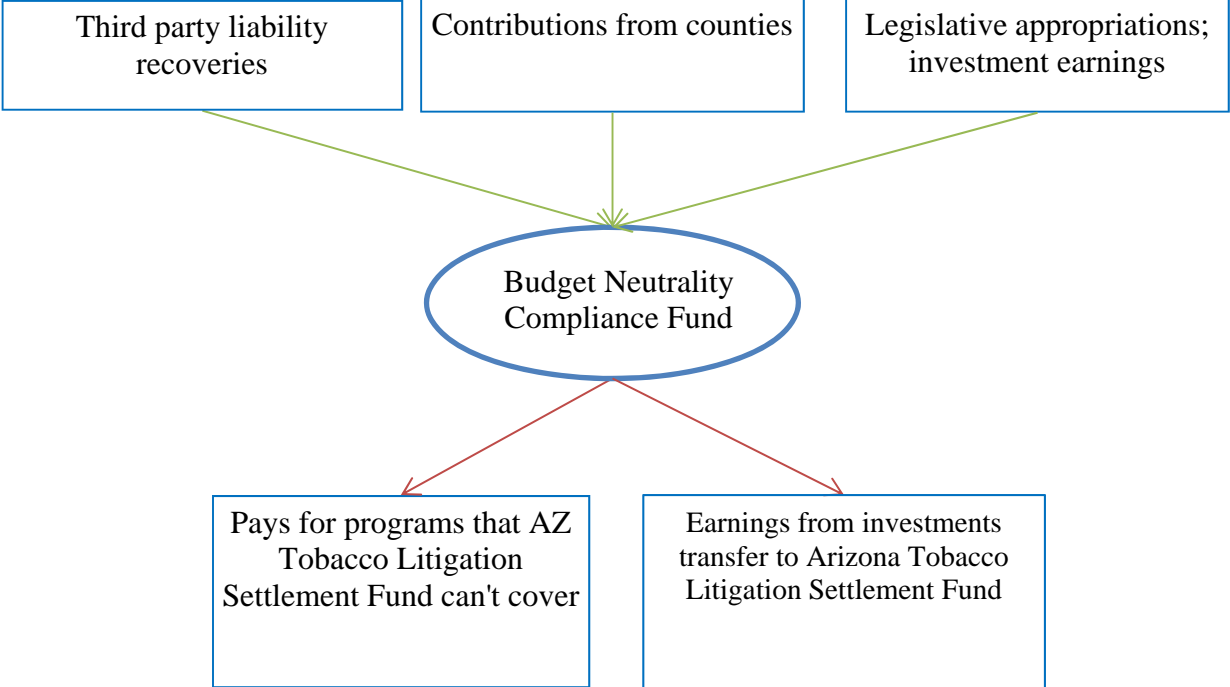
Grants, gifts, and donations from any public or private source

Department of Juvenile Corrections Restitution Fund

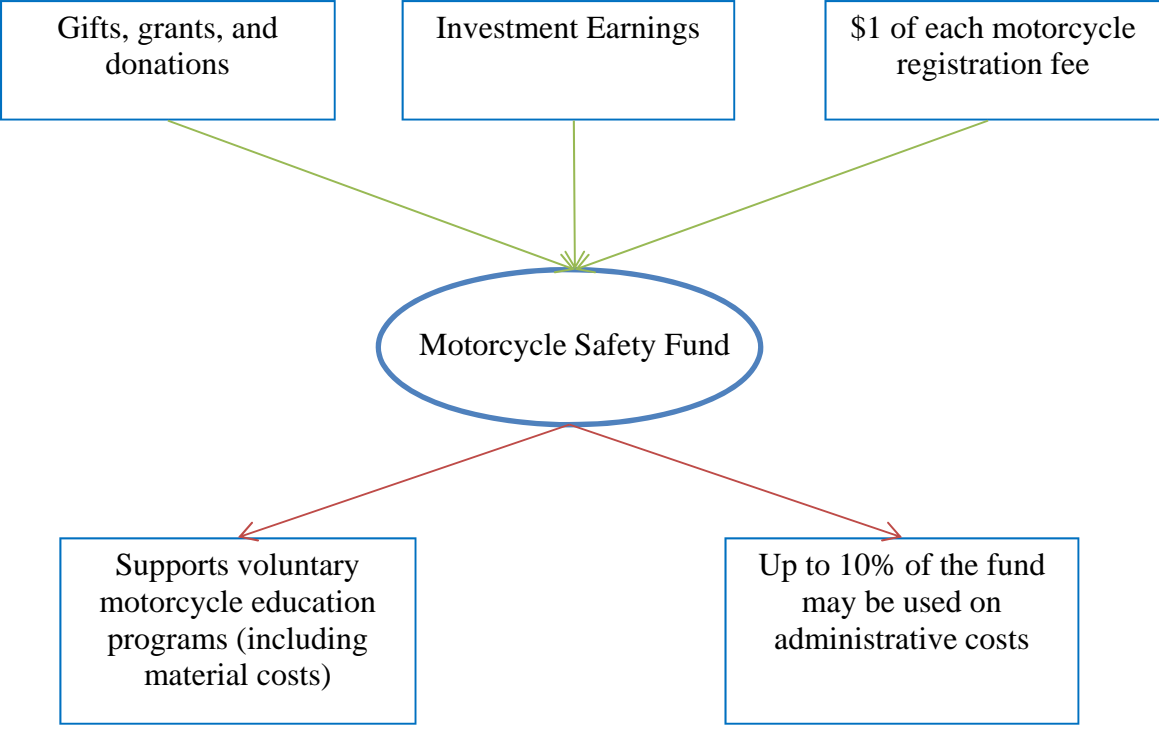
Pays youth for work in the committed youth work program who are financially unable to pay restitution and monetary assessments

Provides money for the community work program

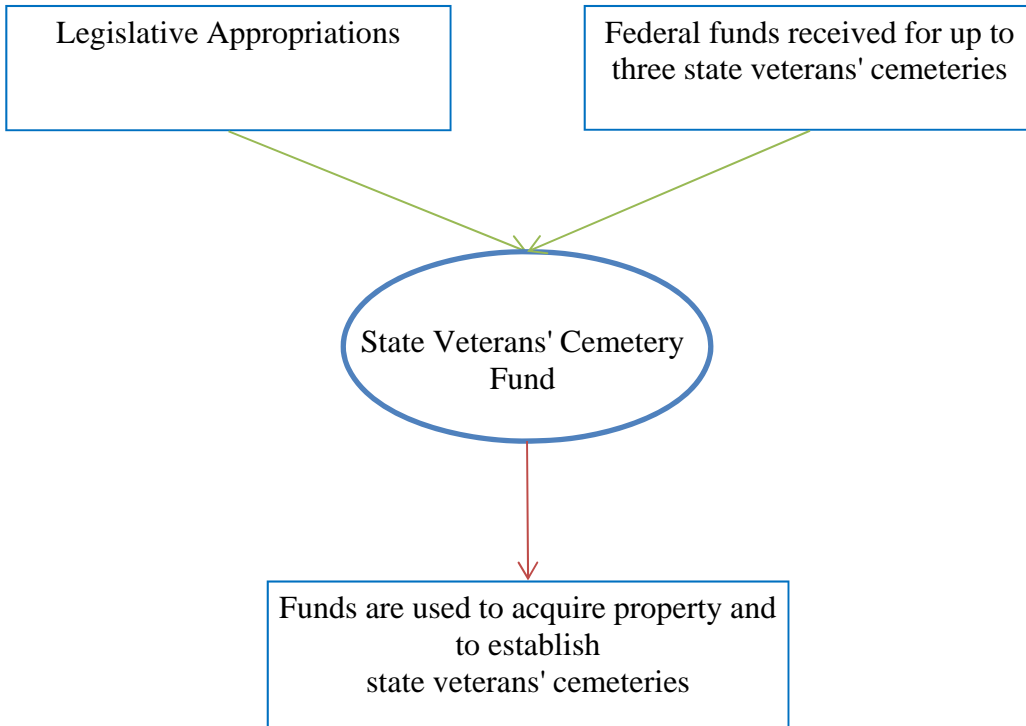
BUDGET NEUTRALITY COMPLIANCE FUND
ARIZONA HEALTH CARE COST CONTAINMENT SYSTEM
2478



**MOTORCYCLE SAFETY FUND
2479**



**STATE VETERANS' CEMETERY FUND
DEPARTMENT OF VETERANS' SERVICES
2481**



**EMERGENCY DEFICIENCIES CORRECTION FUND
SCHOOL FACILITIES BOARD
2484**

Monies transferred from the
School Facilities Board

Monies transferred from the
New School Facilities Fund

Emergency Deficiencies
Correction Fund

Distributed to school districts for
emergency construction purposes

**ASDB CLASSROOM SITE FUND
ARIZONA STATE SCHOOLS FOR THE DEAF AND THE BLIND
2486**

Revenues are derived from .6% of the transaction privilege tax

ASDB Classroom Site Fund

Addresses teacher pay (base and performance)

Funds maintenance and operations items (AIMS, dropout prevention, class size, reduction, teacher training, etc.)

**STATE EDUCATIONAL SYSTEM FOR COMMITTED YOUTH CLASS FUND
DEPARTMENT OF JUVENILE CORRECTIONS
2487**

Funds from the Classroom Site Fund in the same apportionment process as school districts and charter schools

State Educational System
for Committed Youth
Class Fund

Teacher base salary increases

Operations and maintenance
expenses

**EQUINE INSPECTION FUND
ARIZONA DEPARTMENT OF AGRICULTURE
2489**

Inspection fees for processing ownership and transportation of horses



Equine Inspection Fund



Issuance of horse ownership and transportation certificates

DEPARTMENT OF PUBLIC SAFETY LICENSING FUND
DEPARTMENT OF PUBLIC SAFETY
2490

Fees for private investigator and security guard applications

Department of Public Safety Licensing Fund

Covers costs of regulating the private investigator and security guard industry

WELL ADMINISTRATION AND ENFORCEMENT FUND
DEPARTMENT OF WATER RESOURCES
2491

Intention to drill filing fees (either \$150 or \$100 depending on type of well to be drilled)

A \$150 application fee to construct a new well or replace an old well by building in a new location

Monies earned from investment

Well Administration and Enforcement Fund

Provides for the costs of the department concerning the administration of wells

For compliance monitoring, investigation and enforcement activities relating to the construction, abandonment and capping of wells

**INSTRUCTIONAL IMPROVEMENT FUND
ARIZONA STATE SCHOOLS FOR THE DEAF AND THE BLIND
2492**

Fund consists of 56% from Indian Gaming as stated
by Proposition 202

Instructional
Improvement Fund*

Funds are distributed to counties and school districts
by formula for teacher compensation increases, class
size reductions, dropout prevention, and instructional
improvement programs

*For an explanation of the
county breakdown formula see
A.R.S. 15-979

**RAILROAD CORRIDOR ACQUISITION FUND
DEPARTMENT OF TRANSPORTATION
2493**

Revenues include fees collected from proponents of a preferred alternative railroad route or site

Railroad Corridor Acquisition Fund

Funds pay for the costs of consultants, review processes, and hearings

TRAUMA AND EMERGENCY SERVICES FUND
ARIZONA HEALTH CARE COST CONTAINMENT SYSTEM
2494

Fund consists of 28% of tribal gaming revenues

Trauma and Emergency Services Fund

Reimburses Arizona hospitals for unrecovered trauma and emergency services costs

PLTO COLLECTIONS AND DISBURSEMENTS FUND
ARIZONA DEPARTMENT OF ADMINISTRATION
2495

Assessments on agencies occupying
Privatized Lease to Own buildings

PLTO Collections and
Disbursements Fund

Pays Privatized Lease to Own leasing costs

ARIZONA WILDLIFE CONSERVATION FUND
ARIZONA GAME AND FISH DEPARTMENT
2497

8% of the Arizona Benefits Fund

Arizona Wildlife
Conservation Fund

Funds are used to conserve and restore Arizona's wildlife resources (including the acquisition of property)

Given as grants to any state agency, political subdivision, Indian tribe, or non-profit organization

SOUTHERN ARIZONA VETERANS CEMETERY TRUST FUND
DEPARTMENT OF VETERANS' SERVICES
2499

Funds consist of grants, gifts, and contributions from any public or private source

Monies earned from investment

Southern Arizona
Veterans' Cemetery
Trust Fund

Director holds the funds in a trust and uses them to manage and maintain the Southern Arizona Veterans' Cemetery

**ADOA SPECIAL EVENTS FUND
ARIZONA DEPARTMENT OF ADMINISTRATION
2503**

Set up fees for special events held on state property

ADOA Special Events Fund

Offsets the costs of coordinating these events

**PRISON CONSTRUCTION AND OPERATIONS FUND
DEPARTMENT OF CORRECTIONS
2504**

Fines for operating watercraft,
automobiles, and aircraft while intoxicated

Prison Construction and
Operations Fund

Used to pay for any costs related to prison
overcrowding and department support and
maintenance

**INMATE STORE PROCEEDS FUND
DEPARTMENT OF CORRECTIONS
2505**

State's share of inmate store proceeds

Inmate Store Proceeds
Fund

\$500,000 Goes to
DOC Building
Renewal &
Preventive
Maintenance Fund

Incentive pay for
officers

Inmate activites

Safety equipment or
other needs

**HEALTHCARE GROUP FUND
OFFICE OF ADMINISTRATIVE HEARINGS
2506**

Grants, gifts, and
donations

Premiums paid by small
businesses and employee
contributions

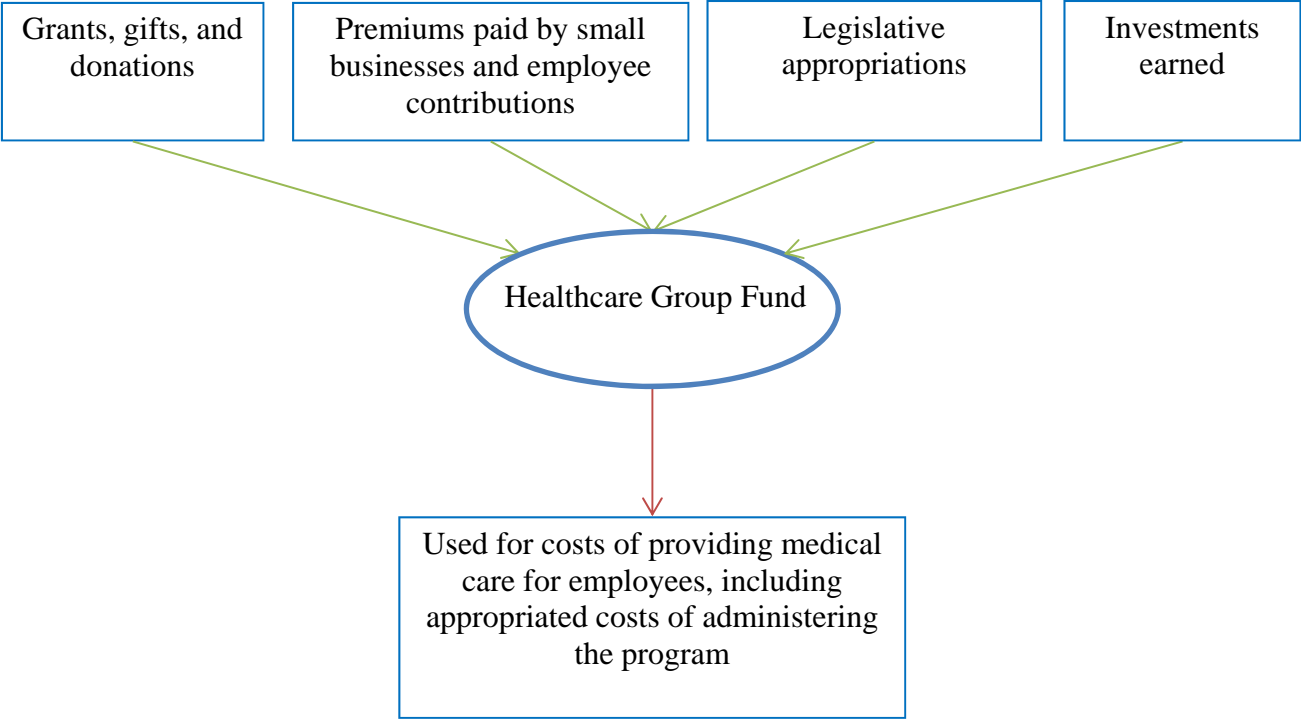
Legislative
appropriations

Investments earned

Healthcare Group Fund

Used for costs of providing medical
care for employees, including
appropriated costs of administering
the program

**HEALTHCARE GROUP FUND
ARIZONA HEALTH CARE COST CONTAINMENT SYSTEM
2506**



**ASSURED AND ADEQUATE WATER SUPPLY FUND
DEPARTMENT OF WATER RESOURCES
2509**

Fees for certificates of Assured Water
Supplies for contractors

Assured and Adequate
Water Supply
Administration Fund

Used to offset the costs of evaluating the
Assured Water Supply of the specified
location

**PARITY COMPENSATION FUND
DEPARTMENT OF PUBLIC SAFETY
2510**

Legislative Appropriations

1.51 percent of vehicle license
taxes

Parity Compensation
Fund

Pays for salaries and benefits of law
enforcement personnel

AGGREGATE MINING RECLAMATION FUND
STATE MINE INSPECTOR
2511

Fees established by the state mine inspector on owners or operators of each exploration operation for substantial changes to approved plans

Funds from the federal government or other governmental agencies

Aggregate Mining Reclamation Fund

Funds are used for enforcing reclamation statutes

BREAST/CERVICAL CANCER PLATE FUND
DEPARTMENT OF HEALTH SERVICES
2513

Proceeds from a \$25 special license plate fee for purchase and renewal, \$8 is for administration and \$17 is an annual donation

Breast/Cervical Cancer
Plate Fund

Used for breast and cervical cancer screening and diagnostics in the state

**STATE DOC REVOLVING -TRANSITION FUND
DEPARTMENT OF CORRECTIONS
2515**

3 percent of tax revenues on all sealed spiritous liquor

7 percent of taxes on vinous and malt liquors and ciders

State DOC Revolving-Transition Fund

Offender participation in appropriate drug treatment or education programs

Implementation of parole or community supervision for those in possession or use of marijuana, or other dangerous or narcotic drugs

**ELECTION TRAINING FUND
DEPARTMENT OF STATE, SECRETARY OF STATE
2521**

Reimbursements from cities and towns
that want to participate in the election
training

Election Training Fund

Pays the costs of training officials from
cities and towns to accurately administer
elections

**CHARACTER EDUCATION SPECIAL PLATE FUND
DEPARTMENT OF EDUCATION
2522**

Of a \$25 special plate license fee \$17 is deposited in this fund

Character Education
Special Plate Fund

No more than 10% may be spent on administrative costs

Funds are given to between and four character education foundations with 501 (c) (3) status to administer programs

**STATE LAND DEPARTMENT FUND
STATE LAND DEPARTMENT
2526**

Legislative Appropriations

Reimbursements by winning
bidders for costs of due diligence
investigations and analyses

Due Dilligence Fund

Pays for costs of evaluating and
processing applications and
otherwise preparing lands for
sales, leases, rights-of-way or
other use permits

All monies exceeding \$500,000
at any time revert to the General
Fund

**STATEWIDE COMPENSATORY INTSTRUCTION FUND
DEPARTMENT OF EDUCATION
2528**

Legislative Appropriations

Statewide
Compensatory
Instruction Fund

Funds are spent on compensatory
instruction programs for English language
learners

**POSTSECONDARY EDUCATION GRANT FUND
COMMISSION FOR POSTSECONDARY EDUCATION
2530**

Revenue from legislative appropriations

Postsecondary
Education Grant Fund

Two-thousand dollar grants provided to
eligible students for tuition and fees and
books

**STATE WEB PORTAL FUND
ARIZONA DEPARTMENT OF ADMINISTRATION
2531**

Sales of motor
vehicle records

Federal Grants

Legislative
appropriations

Surplus usage fees
collected from
independent
contractors

State Web Portal Fund

Bidding for independent
contractors

Improving or expanding
Arizona's information
technology projects

**HOSPITAL LOAN RESIDENCY FUND
ARIZONA HEALTH CARE COST CONTAINMENT SYSTEM
2532**

General Fund appropriations

Loan repayment monies

Hospital Loan Residency Fund

Funds start-up and ongoing costs of residency programs at hospitals by providing interest free loans (up to \$500,000) given to hospitals with new residency programs

**ARIZONA STRUCTURED ENGLISH IMMERSION FUND
DEPARTMENT OF EDUCATION
2535**

General Fund Appropriations

Arizona Structured
English Immersion Fund

Funding for local level English immersion
programs established by school districts and
charter schools

**WILDLIFE HABITAT RESTORATION FUND
ARIZONA GAME AND FISH DEPARTMENT
2536**

Legislative Appropriations

Investment Earnings

Wildlife Habitat
Restoration Fund

Used on specific wildlife enhancement and
restoration projects

CONDO AND PLANNED COMMUNITY HEARING OFFICE FUND
DEPARTMENT OF FAIR, LAND, AND BUILDING SAFETY
2537

Filing fees

Penalties from disputes between
condo owners concerning
regulatory statutes

Earnings from
investments

Condo and Planned
Community Hearing
Office Fund

Reimburses office of Administrative
Hearings for handling disputes

Offsets the costs of administering
cases

COLORADO RIVER WATER USE FEE CLEARING FUND
DEPARTMENT OF WATER RESOURCES
2538

Revenues consist of Colorado River Water Use Fees for individuals who divert water from the Colorado River

Colorado River Water Use Fee Clearing Fund

Used solely for the lower Colorado River Multispecies Conservation Program

**SMOKE FREE ARIZONA FUND
DEPARTMENT OF HEALTH SERVICES
2541**

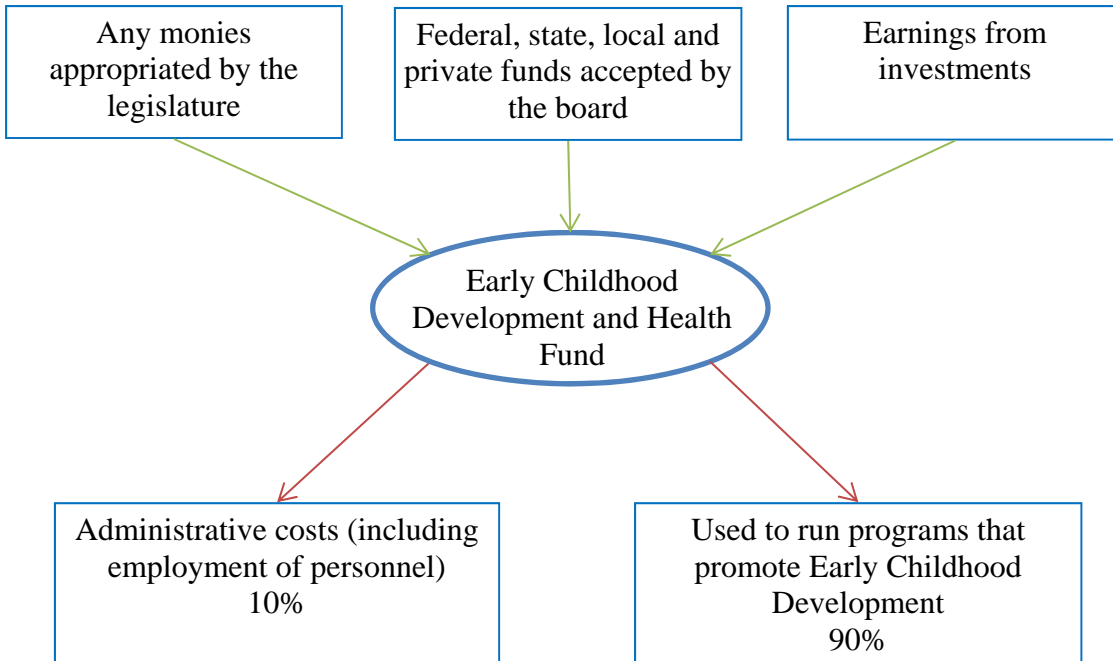
Revenues are from a \$.02 per pack of
cigarettes tax

Smoke Free Arizona
Fund

Used to enforce the provisions
of Proposition 201 enacted in
the 2006 General Election

Remaining funds transfer to
Tobacco Products Tax Fund;
used for education programs on
reducing or eliminating tobacco
use

**EARLY CHILDHOOD DEVELOPMENT AND HEALTH FUND
EARLY CHILDHOOD DEVELOPMENT AND HEALTH BOARD
2542**



MEDICAL MARIJUANA FUND
DEPARTMENT OF HEALTH SERVICES
2544

Private Donations

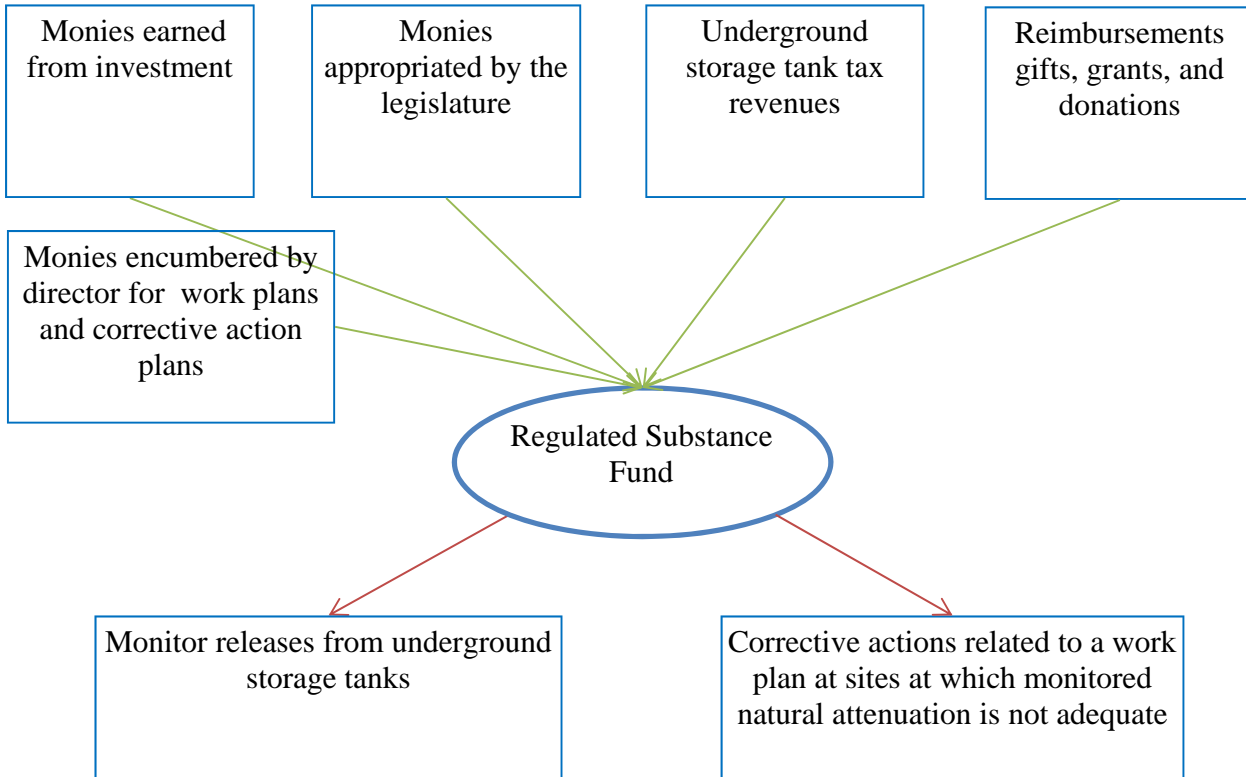
Civil Penalties

Application/renewal fees
from medical marijuana
dispensaries

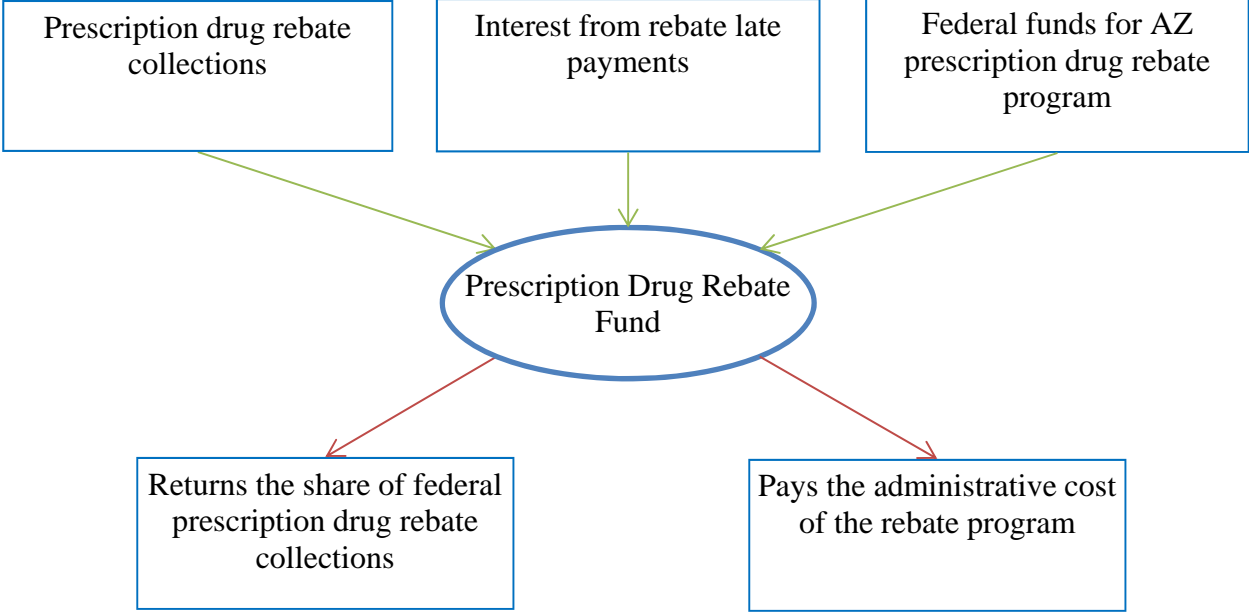
Medical Marijuana Fund

Regulates the dispensation, prescription,
and use of medical marijuana, including an
electronic registry of dispensary agents,
patients and designated caregivers

REGULATED SUBSTANCE FUND
DEPARTMENT OF ENVIRONMENTAL QUALITY
2545



PRESCRIPTION DRUG REBATE FUND
ARIZONA HEALTH CARE COST CONTAINMENT SYSTEM
2546



**ARIZONA COMMERCE AUTHORITY FUND
COMMERCE AUTHORITY
2547**

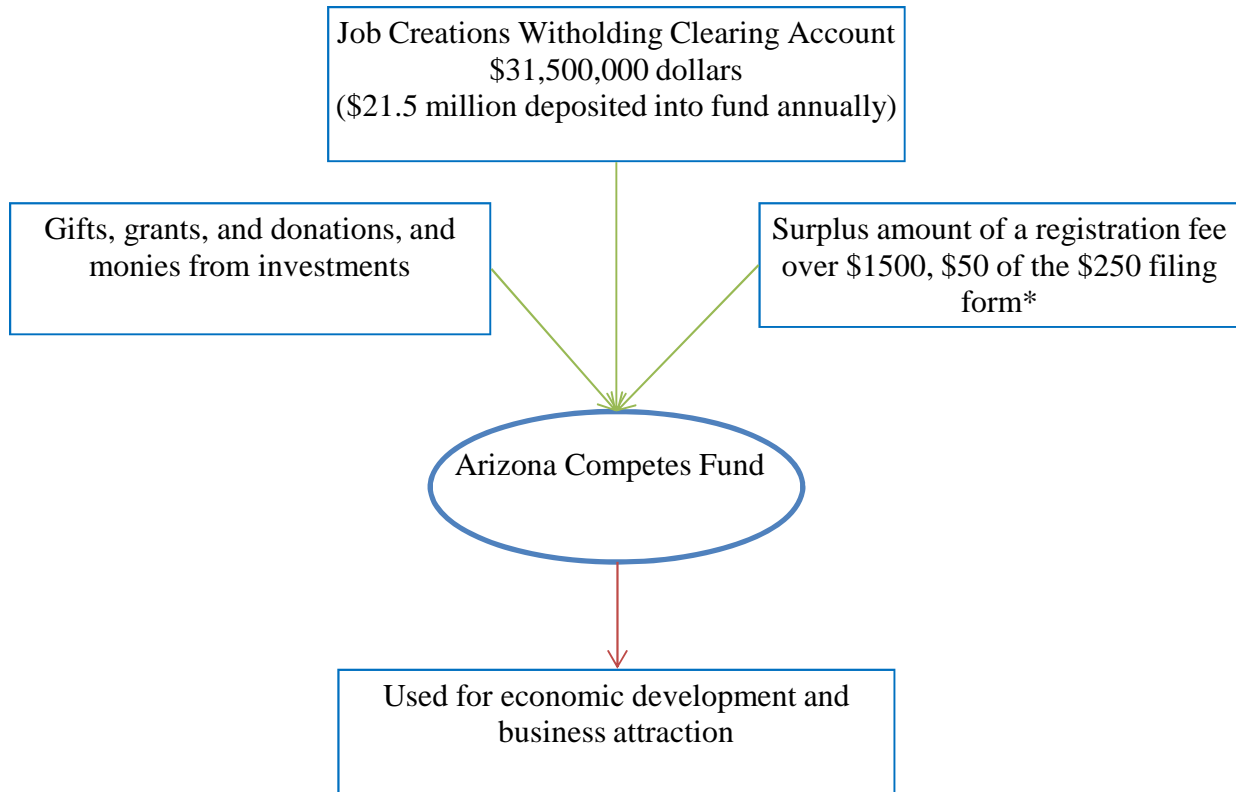
Job Creations Withholding Clearing Account
\$31 million dollars
\$10 million deposited into fund annually

Revenues earned from investments

Arizona Commerce
Authority Fund

Used to fund the operations of ACA
including payroll, vendor and grant
payments

**ARIZONA COMPETES FUND
COMMERCE AUTHORITY
2548**



*The final filing of the form, if separate from the initial filing, shall be accompanied by a filing fee of one hundred dollars that is allocated to the Arizona competes fund established by section 41-1545.01

**ARIZONA COMPETES FUND
CORPORATION COMMISSION
2548**

Job Creations Withholding Clearing Account
\$31,500,000 dollars
(\$21.5 million deposited into fund annually)

Gifts, grants, and donations, and
monies from investments

Surplus amount of a registration fee
over \$1500, (\$50 of the \$250 filing
form)*

Arizona Competes Fund

Used for economic development and
business attraction

Agencies:
Corporation Commission
Commerce Authority

DOC BUILDING RENEWAL AND PREVENTATIVE MAINTENANCE FUND
DEPARTMENT OF CORRECTIONS
2551

\$500,000 Inmate
Store Proceeds
Fund

Visitation background
check fee

\$500,000 DOC Special
Services
Fund

Inmate banking fee
of 1%

\$1,000,000 Arizona
Correctional
Industries Fund

DOC Building Renewal
and Preventive
Maintenance Fund

Capital projects and preventative
maintenance

**EDUCATION LEARNING AND ACCOUNTABILITY FUND
DEPARTMENT OF EDUCATION
2552**

Legislative Appropriations

Fees collected from school districts and community college districts

Education Learning and Accountability Fund

Provides funds in support of the education learning and accountability system for public education

**RADIATION REGULATORY FEE FUND
RADIATION REGULATORY AGENCY
2554**

Licensing and registration fees directed by law to be deposited in the fund

Radiation Regulatory
Fee Fund

Used for department operations

**SERIOUSLY MENTALLY ILL HOUSING TRUST FUND
DEPARTMENT OF HEALTH SERVICES
2555**

2 million dollars from the proceeds from
selling abandoned property

Seriously Mentally Ill
Housing Trust Fund

Strictly used for housing projects for the
seriously mentally ill

**RACING REGULATION FUND
ARIZONA DEPARTMENT OF RACING
2556**

Grants or donations

Annual license fees and permit
fees

Racing Regulation Fund

Used for the department's racing
regulations

**ADDRESS CONFIDENTIALITY PROGRAM FUND
DEPARTMENT OF STATE, SECRETARY OF STATE
2557**

Monies earned from investment

95 percent of \$50 fines for stalking
and domestic violence charges

Address Confidentiality
Program Fund

Funds are used to offset the administration
costs of the Address Confidentiality
Program

UNEMPLOYMENT SPECIAL ASSESSMENT FUND
DEPARTMENT OF ECONOMIC SECURITY
2558

An assessment on employers levied in 2012 and 2013 to pay off federal loan advances for the unemployment insurance program

Unemployment Special
Assessment Fund

Used to pay the interest and principal of a U.S. Treasury loan for unemployment benefits issued in 2010 (\$243 million loan)

**INSTITUTIONAL AND ENGINEERING CONTROL FUND
DEPARTMENT OF ENVIRONMENTAL QUALITY
2563**

Gifts, grants or
donations

Fees for restoring and
using Engineering
Controls

Legislative
appropriations

Earnings on
investments

Institutional and
Engineering Control
Fund

Implementation of
Soil Remediation
Efforts

Costs of restoring
Engineering Controls

VOLUNTARY REMEDIATION FUND
DEPARTMENT OF ENVIRONMENTAL QUALITY
2564

Gifts, grants or
donations

Fees as
reimbursement costs
for activities allowed

Legislative
appropriations

Investment earnings

Voluntary Remediation
Fund

Administrative costs and costs of
implementing the Voluntary Remediation
Program

**ESCHEATED ESTATES FUND
DEPARTMENT OF REVENUE
2565**

Interest earned from holding unclaimed monies for the FDIC for ten years

Federal Deposit
Insurance Corp Trust
Fund*

Deposited into the State
General Fund
65%

Deposited into the Housing
Trust Fund
35%

*The FDIC allows Arizona to hold these funds and generate interest but the principal must be returned to rightful claimants or to the FDIC after 10 years time

AUTOMATION PROJECTS FUND
ARIZONA DEPARTMENT OF ADMINISTRATION
2566

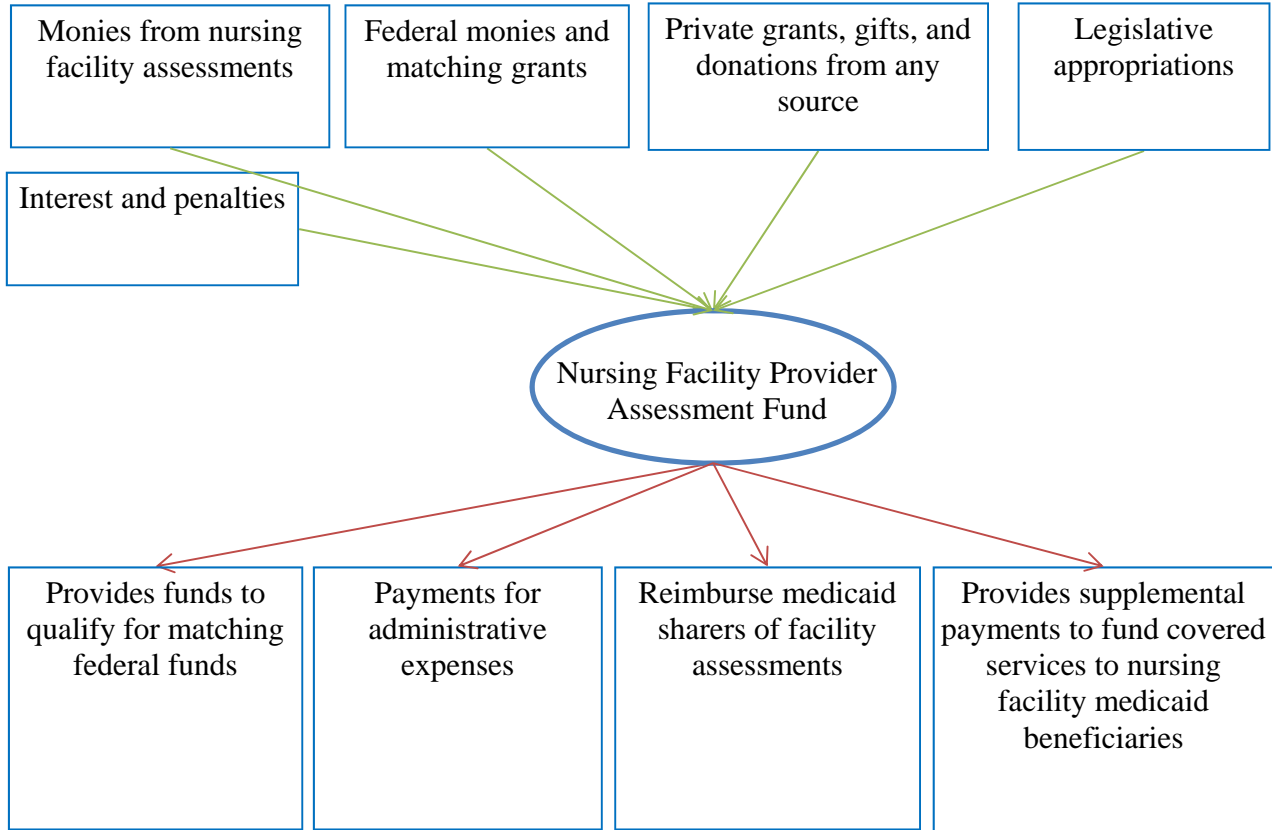
Monies appropriated by the legislature

Statewide transfers from other funds appropriated for large-scale IT projects at other agencies

Automation Projects Fund

Upgrades and maintains automated information technology projects for any state agency

**AHCCS INTERGOVERNMENTAL SERVICE FUND
ARIZONA HEALTH CARE COST CONTAINMENT SYSTEM
2567**



**EMPOWERMENT SCHOLARSHIP ACCOUNT FUND
DEPARTMENT OF EDUCATION
2570**

Five percent of all scholarship funds are retained in this fund

Empowerment
Scholarship Account
Fund

One percent of scholarship funds is transferred to the State Treasurer Empowerment Scholarship Account

Remaining funds are used for the department's costs in administering empowerment scholarship accounts

**ATHLETIC TRAINING FUND
STATE BOARD OF ATHLETIC TRAINING
2583**

Athletic trainer license fees and any other funds received

Athletic Training Fund

Deposited in the General Fund
10%

Used to license and regulate athletic trainers
90%

**STATEWIDE SPECIAL PLATES FUND
DEPARTMENT OF EDUCATION
2650**

Proceeds from the sales of special license plates

Statewide Special Plates Fund

Used for the purpose established by statutes for each individual special license plate

**PERMANENT AZ HISTORICAL SOCIETY REVOLVING FUND
ARIZONA HISTORICAL SOCIETY
2900**

Rental fees for use of the
Papago Park Museum

Admission charges to all
museums

Gift store sales

Permanent Historical
Society Revolving Fund

Museum operations

Gift store operations

Employee
compensation

**STATEWIDE STIMULUS ADMIN FUND
2950**

Monies received from other state agencies
eligible for the federal recovery act

Statewide Stimulus
Admin Fund

Used for accounting and reporting as
dictated by federal requirements

**FEDERAL ECONOMIC RECOVERY FUND
ARIZONA DEPARTMENT OF ADMINISTRATION
2999ADA**

Funds received from American Recovery
and Reinvestment Act of 2009 (ARRA)

Federal Economic
Recovery Fund

Used by DOA according to
federal guidelines

**FEDERAL ECONOMIC RECOVERY FUND
ATTORNEY GENERAL - DEPARTMENT OF LAW
2999AGA**

Funds received from American Recovery
and Reinvestment Act of 2009 (ARRA)

Federal Economic
Recovery Fund

Used according to
federal guidelines

**FEDERAL ECONOMIC RECOVERY FUND
CORPORATION COMMISSION
2999CCA**

Funds received from American Recovery
and Reinvestment Act of 2009 (ARRA)

Federal Economic
Recovery Fund

Used according to specifications of the
grant

**FEDERAL ECONOMIC RECOVERY FUND
EARLY CHILDHOOD DEVELOPMENT AND HEALTH FUND
2999CDA**

Federal grant from
U.S. Department of Health and Human
Services

Federal Grant Fund

Used to increase collaboration between
regional councils and grantee partners in
providing early childhood services in the
state

**FEDERAL ECONOMIC RECOVERY FUND
DEPARTMENT OF CORRECTIONS
2999DCA**

Funds received from the American
Recovery and Reinvestment Act of 2009
(ARRA)

Federal Economic
Recovery Fund

Funds are used according to guidelines
established by the Federal Government

**FEDERAL ECONOMIC RECOVERY FUND
DEPARTMENT OF EDUCATION
2999EDA**

Funds received from the American
Recovery and Reinvestment Act (2009)

Federal Economic
Recovery Fund

Used according to federal guidelines

**FEDERAL ECONOMIC RECOVERY FUND
DEPARTMENT OF ENVIRONMENTAL QUALITY
2999EVA**

Funds received from the Recovery and Reinvestment Act (2009)

Federal Economic Recovery Fund

Used according to federal guidelines

**FEDERAL ECONOMIC RECOVERY FUND
ARIZONA GAME AND FISH DEPARTMENT
2999GFA**

Funds received from the American
Recovery and Reinvestment Act (2009)

Federal Economic

Used according to federal guidelines

**FEDERAL ECONOMIC RECOVERY FUND
ARIZONA GAME AND FISH DEPARTMENT
2999GSA**

Funds received from the American
Recovery and Reinvestment Act (2009)

Federal Economic
Recovery Fund

Funds are for the National Geothermal
Database system, but 80% passes on to
other state agencies or universities (Arizona
Geological University being the most
important)

**FEDERAL ECONOMIC RECOVERY FUND
OFFICE OF THE GOVERNOR
2999GVA**

Funds received from the American
Recovery and Reinvestment Act, ARRA
(2009)

Federal Economic
Recovery Fund

Funds are for the National Geothermal
Database system, but 80% passes on to
other state agencies or universities (Arizona
Geological University being the most
important)

**FEDERAL ECONOMIC RECOVERY FUND
ARIZONA HEALTH CARE COST CONTAINMENT SYSTEM
2999HCA**

Revenue from American Recovery and
Reinvestment Act

Federal Economic
Recovery Fund

Funds are used as specified in the grants

**FEDERAL ECONOMIC RECOVERY FUND
ARIZONA DEPARTMENT OF HOUSING
2999HDA**

Funds received from the American
Recovery and Reinvestment Act ARRA
(2009)

Federal Economic
Recovery Fund

Used according to guidelines established by
the federal government

**FEDERAL ECONOMIC RECOVERY FUND
DEPARTMENT OF HEALTH SERVICES
2999HSA**

Funds received from the American
Recovery and Reinvestment Act ARRA
(2009)

Federal Economic
Recovery Fund

Used according to guidelines established by
the federal government

**FEDERAL ECONOMIC RECOVERY FUND
ARIZONA CRIMINAL JUSTICE COMMISSION
2999JCA**

Funds received from American Recovery
and Reinvestment Act of 2009 (ARRA)

Federal Economic
Recovery Fund

Used according to specifications of the
grant

**FEDERAL ECONOMIC RECOVERY FUND
STATE LAND DEPARTMENT
2999LDA**

Funds received from the American
Recovery and Reinvestment Act of 2009

Federal Economic
Recovery Fund

Used in accordance with guidelines
established by the federal government

**FEDERAL ECONOMIC RECOVERY FUND
DEPARTMENT OF PUBLIC SAFETY
2999PSA**

Funds received from the American Recovery
and Reinvestment Act (2009)

Federal Economic
Recovery Fund

Used According to federal guidelines

**FEDERAL ECONOMIC RECOVERY FUND
SCHOOL FACILITIES BOARD
2999SFA**

Funds are received from the American
Recovery and Reinvestment Act of 2009

Federal Economic
Recovery Fund

Used according to federal guidelines

**FEDERAL ECONOMIC RECOVERY FUND
DEPARTMENT OF STATE, SECRETARY OF STATE
2999STA**

Funds are received from the American Recovery and Reinvestment Act of 2009

Federal Economic Recovery Fund

Used according to federal guidelines

**FEDERAL ECONOMIC RECOVERY FUND
DEPARTMENT OF VETERANS' SERVICES
2999VSA**

Funds received from the American
Recovery and Reinvestment Act of 2009
(ARRA)

Federal Economic
Recovery Fund

Used according to federal guidelines

**APPLICATION FEES FUND
COMMERCE AUTHORITY
3005**

Tax credit processing fees equal to 1% of the tax credits being refunded



Pays for the administrative costs of the Commerce Authority's tax credit programs

**SPECIFIC SITE JUDGMENT FUND
DEPARTMENT OF ENVIRONMENTAL QUALITY
3006**

Proceeds from legal judgments and court
settlement agreements

Specific Site Judgment
Fund

Implements the directives established in the
court judgments and agreements

**LIQUOR LICENSE SPECIAL COLLECTIONS FUND
DEPARTMENT OF LIQUOR LICENSES AND CONTROL
3008**

A \$30 surcharge of liquor licenses



Used exclusively by the department for the costs of an auditor and support staff to review compliance by applicants and licensees

**DHS DONATIONS FUND
3010**

Donations for various health services

DHS Donations Fund

Used for specific DHS programs and as
specified by the donors

**COUNTY PUBLIC DEFENDERS TRAINING FUND
JUDICIARY
3013**

2\$ for every 20\$ issued as the court's Time
Payment Fee

County Public Defenders
Training Fund

Revenues are transferred to each county
public defender office and are used
exclusively for
public defender training

**ARIZONA ARTS TRUST FUND
3014**

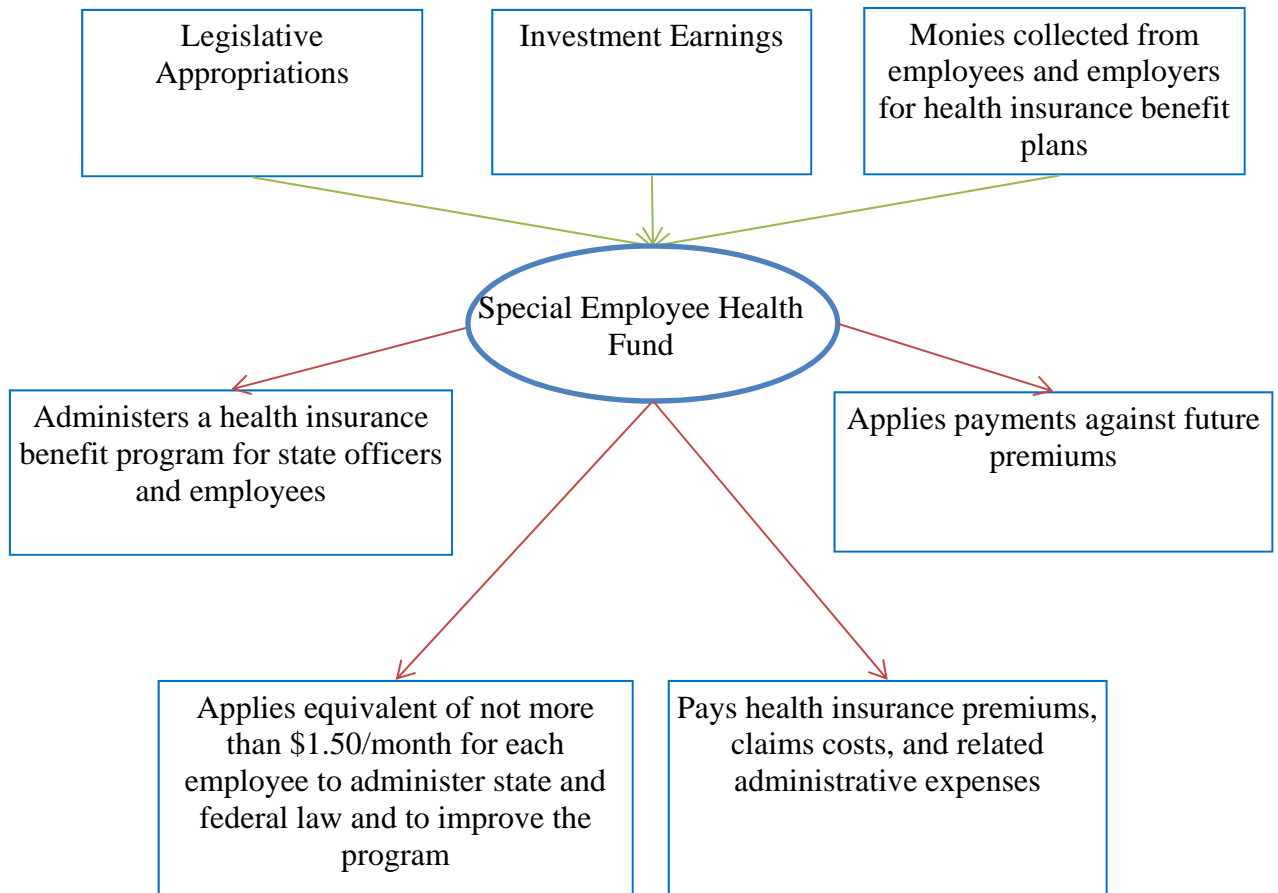
1/3 of the Corporation Commission's
Filing Fees for the annual report of
domestic and foreign corporations

Monies earned from investment

Arizona Arts Trust
Fund

Awards grants to individuals and
organizations that promote the arts

**SPECIAL EMPLOYEE HEALTH FUND
ARIZONA DEPARTMENT OF ADMINISTRATION
3015**



**ENVIRONMENTAL LAB LICENSE REVOLVING FUND
DEPARTMENT OF HEALTH SERVICES
3017**

Lab licensures

Fees from workshops

Gifts, grants, and
donations

Environmental Lab
License Revolving Fund

Provides for the costs associated with the
licensure of Environmental Laboratories

RECEIVERSHIP REVOLVING FUND
STATE DEPARTMENT OF FINANCIAL INSTITUTIONS
3023

Fees in receiverships in which
the superintendent was the
receiver

Banking Department Revolving
Fund Transfers

Receivership Revolving
Fund

May be used to pay any cost by the
department as long as the superintendent
was the receiver

**DEPARTMENT OF JUVENILE CORRECTIONS FUND
DEPARTMENT OF JUVENILE CORRECTIONS
3024**

Federal and private grants or other
gifts and property

Department of Juvenile
Corrections Fund

Used on warrants drawn by the
Department of Administration

**STUDENT TUITION RECOVERY FUND
STATE BOARD FOR PRIVATE POSTSECONDARY EDUCATION
3027**

A \$10 per student assessment against
private postsecondary institutions

Student Tuition
Recovery Fund

Compensates students who are injured by
such institutions

STATE CHARITABLE, PENAL AND REFORMATORY LAND FUND
DEPARTMENT OF JUVENILE CORRECTIONS
3029

The proceeds of all lands granted to this state by the United States for the respective purposes named

All property donated by individuals for such purposes unless otherwise specified

The sale of timber, mineral, gravel or other natural products or property from lands granted or donated

State Charitable, Penal and Reformatory Land Fund

Supports the state's juvenile institutions and reformatories

**GEOLOGICAL SURVEY FUND
ARIZONA GEOLOGICAL SURVEY
3030**

Grants, contracts,
contributions payable to
AZ from other
government entitites

Fees from publications

Gifts, bequests or
legacies

Geological Survey Fund

Used to investigate, describe, and
interpret Arizona's geologic
setting

Provides for all the duties of the
Geological Survey as expressed
in ARS 27-106

EMERGENCY RESPONSE FUND
DEPARTMENT OF EMERGENCY AND MILITARY AFFAIRS
3031

Private donations

Legislative appropriations

Federal monies

Other sources

Emergency Response Fund

Funds are used to staff local emergency planning committees

Equips local fire departments and public safety agencies for the development of hazardous materials emergency response teams

**BUDGET STABILIZATION FUND
STATE TREASURER
3034**

Monies earned from investment

Not to exceed 7% of General Fund revenues in years where revenues exceed projected trends

Budget Stabilization

Separate monies to be used only in the event of General Fund budget shortfalls

**E.R.E. BENEFITS ADMINISTRATION FUND
ARIZONA DEPARTMENT OF ADMINISTRATION
3035**

Employee and employer premium contributions from several types of insurances

E.R.E. Benefits Administration Fund

Pays non-health insurance premiums

Administers State employee health benefit plans

**CHILD FATALITY REVIEW FUND
DEPARTMENT OF HEALTH SERVICES
3036**

Revenues are collected by a \$1 surcharge on all certified copies of death certificates, up to \$100,000

Child Fatality Review Fund*

Staff the state child fatality review team

Train and support local child fatality review teams

*Any amount above \$100,000 will be transferred to the Child Abuse Prevention Fund (DES)

**ORAL HEALTH FUND
DEPARTMENT OF HEALTH SERVICES
3038**

Reimbursements from
AHCCCS for dental
services

Investment earnings

Oral Health Fund

Funds are used to administer and provide
dental health care services

VITAL RECORDS ELECTRONIC SYSTEMS FUND
DEPARTMENT OF HEALTH SERVICES
3039

85% of the first \$4 million for fees to copy or ammend registered certificates; fees for use of the vital records automation system

Receives 60% of the next 4 million earned for same certificate and systems fees

Vital Records Electronic Systems Fund

Used for costs associated with the vital records automation system

Remaining 15% of first 4 million dollars and 40% of the second, goes to the General Fund

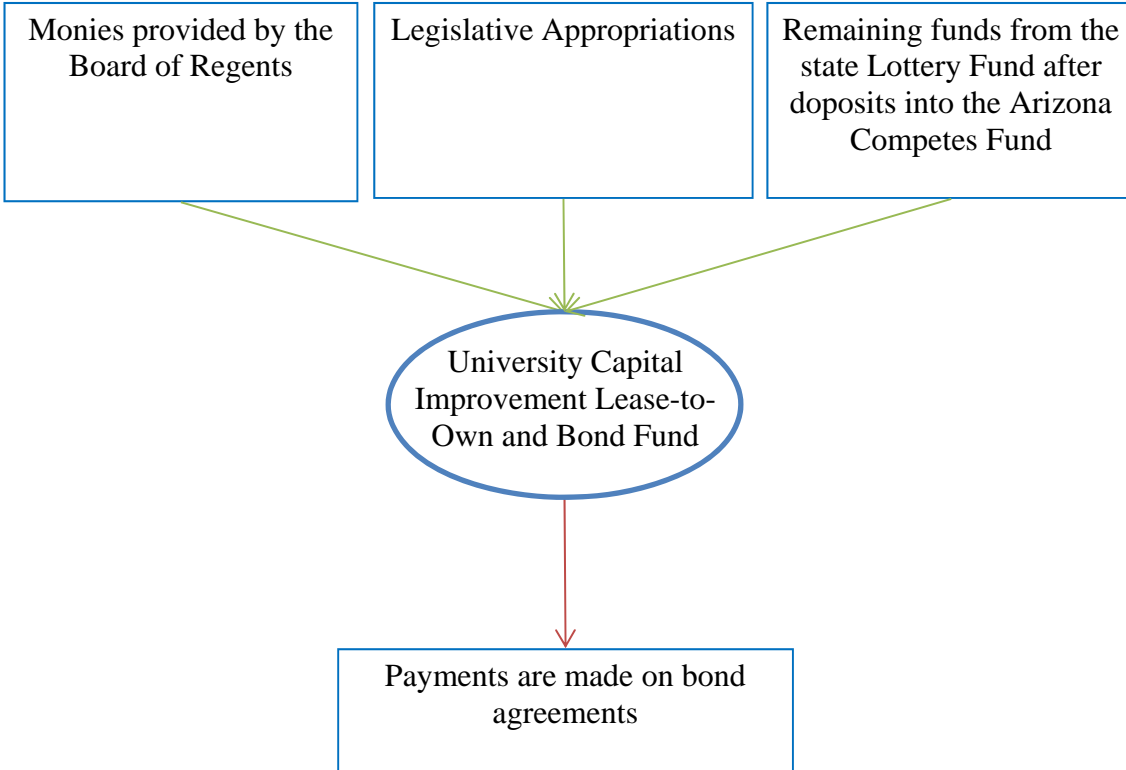
**HEARING AND SPEECH PROFESSIONALS FUND
DEPARTMENT OF HEALTH SERVICES
3041**

Revenues are from various fees and charges

Hearing and Speech Professionals Fund

Regulates hearing aid dispensers, audiologists & speech-language pathologists

UNIVERSITY CAPITAL IMPROVEMENT LEASE-TO-OWN AND BOND FUND
ARIZONA BOARD OF REGENTS
3042



**MANUFACTURED HOUSING CONSUMER RECOVERY FUND
DEPARTMENT OF FIRE, BUILDING, AND LIFE SAFETY
3090**

Fees charged to dealers and brokers

Manufactured Housing
Consumer Recovery Fund

Provides education in connection
with the manufactured housing
industry

Makes payments on damage
claims filed by consumers of
manufactured homes

**ATTORNEY GENERAL TRUST FUND
ATTORNEY GENERAL - DEPARTMENT OF LAW
3102**

Non-federal grant sources

Attorney General Trust
Fund

Expended as specified in conditions of the
grant

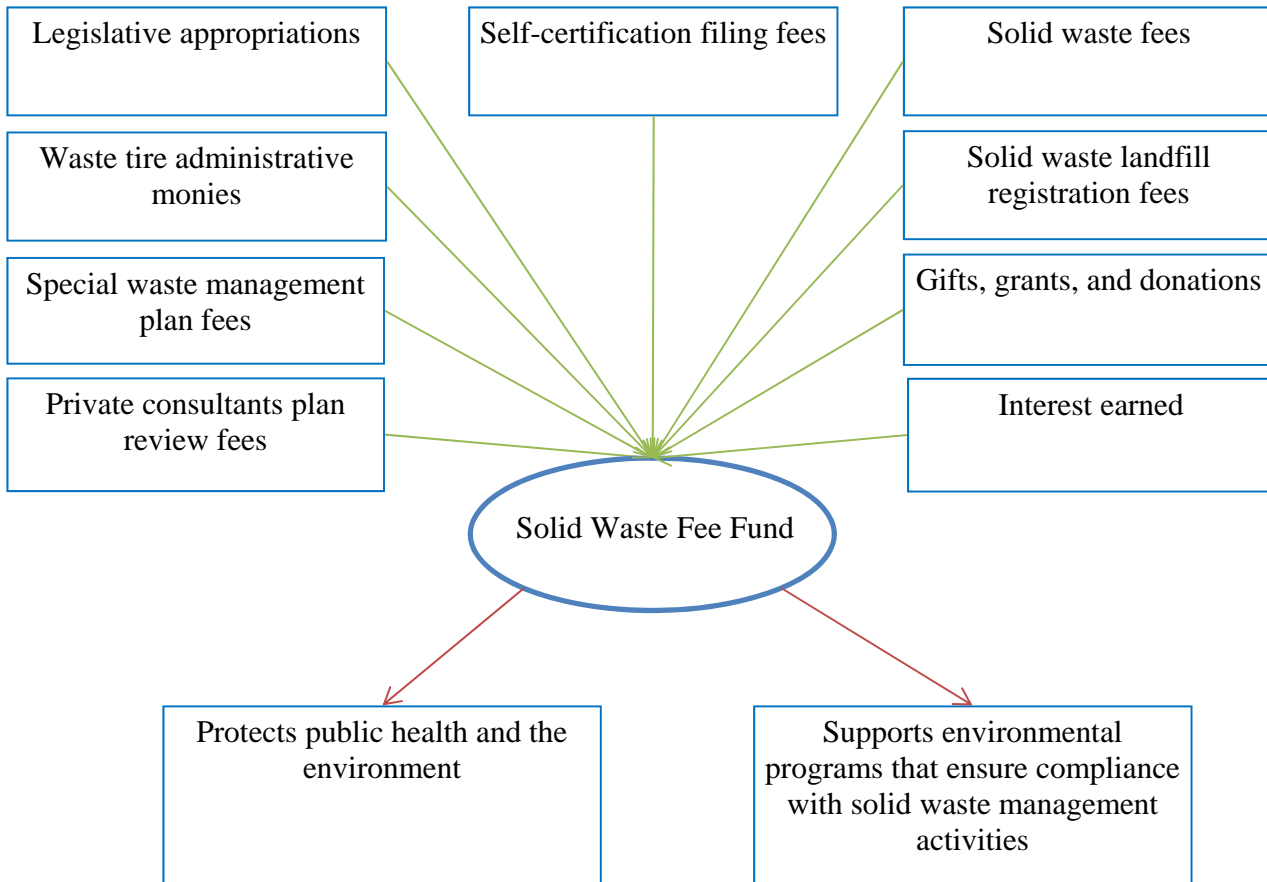
**RECEIVERSHIP LIQUIDATION FUND
DEPARTMENT OF INSURANCE
3104**

Ten percent of insolvent insurer's
deposit (under section 20-213)

Receivership Liquidation
Fund

Administrative costs incurred by
the deputy receiver

**SOLID WASTE FEE FUND
DEPARTMENT OF ENVIRONMENTAL QUALITY
3110**



**GAME AND FISH TRUST FUND
ARIZONA GAME AND FISH DEPARTMENT
3111**

Private Donations

Insurance
Settlements

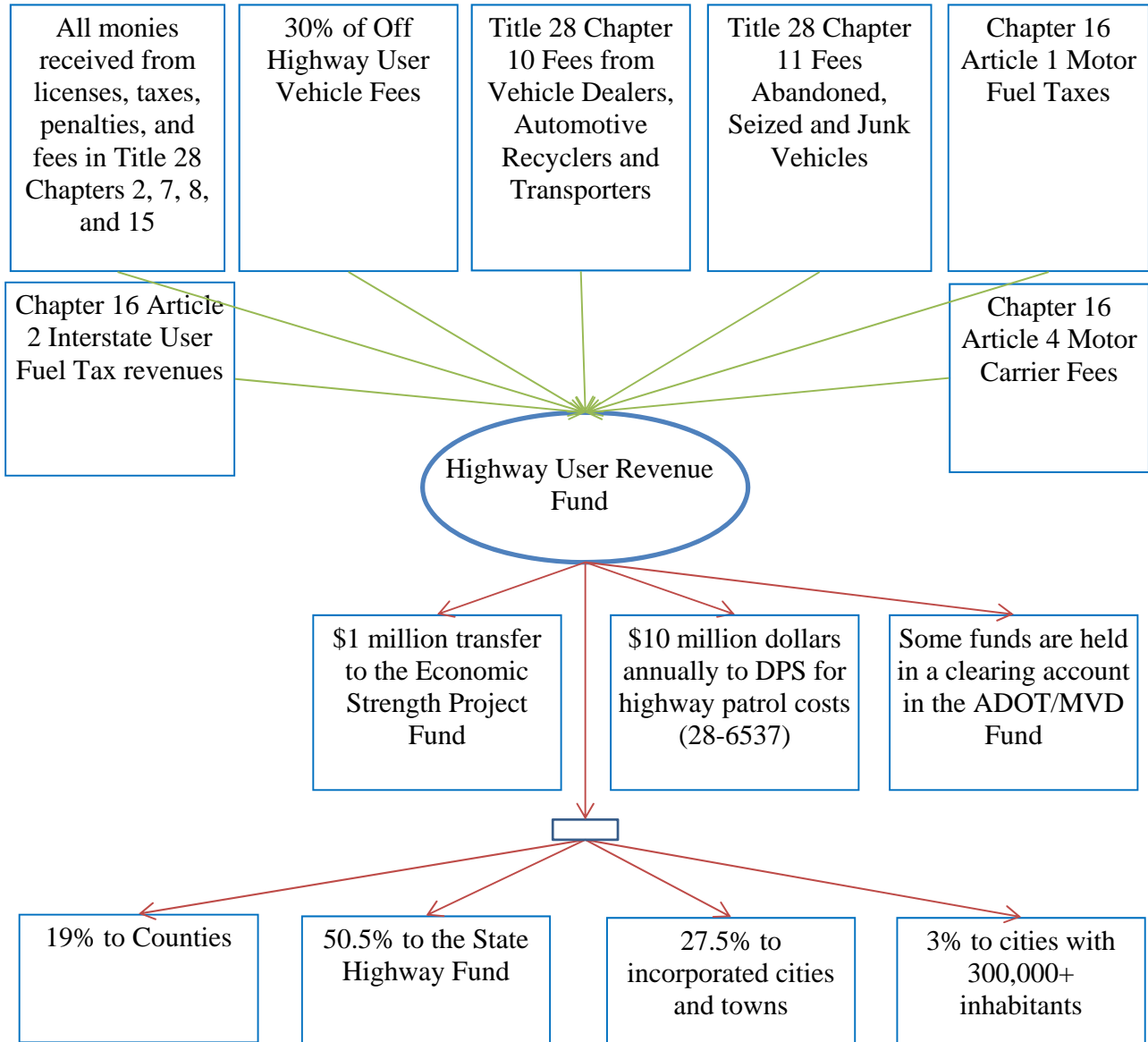
Revenue from Local
Governments

Charitable
Activities

Game and Fish Trust Fund

Helps fund the Urban Fishing Program

**HIGHWAY USER REVENUE FUND
3113**



**STATE PARKS DONATION FUND
STATE PARKS BOARD
3117**

Unconditional gifts, donations, and endowments not specifically designated to the state parks revenue fund

State Parks Donations Fund

Used by the State Parks Board in accomplishing their objectives and duties

**REAL ESTATE RECOVERY FUND
DEPARTMENT OF REAL ESTATE
3119**

Revenues are from applications for a real estate license or a cemetery broker's certificate

Real Estate
Recovery Fund

Used on behalf of persons aggrieved by any act, transaction or conduct of a licensed real estate or cemetery broker or salesperson that violates the law

**THE ARIZONA STATE HOSPITAL FUND
DEPARTMENT OF HEALTH SERVICES
3120**

Title XIX reimbursements

Restoration to Competency
Revenues

Collections from the
Regional Behavioral Health
Authorities

The Arizona State
Hospital Fund

Used for the treatment of
patients at the Arizona State
Hospital

Community Placement
Services

**FAMILY COLLEGE SAVINGS PROGRAM TRUST FUND
COMMISSION FOR POSTSECONDARY EDUCATION
3121**

Monies from the family college saving program from account owners from tuition savings

Investment and interest earnings

Family College Savings Program Trust Fund

Used for the payment of obligations under tuition savings agreements, operating expenses, and administrative costs of the program

LEGISLATIVE, EXECUTIVE, JUDICIAL PUBLIC BUILDINGS LAND FUND
ARIZONA DEPARTMENT OF ADMINISTRATION
3127

Revenues from leasing
public lands

Interest Earnings

Legislative, Executive,
Judicial Public Buildings
Land Fund

Provides a continuous source of monies for
the buildings of the executive, judicial, and
legislative branches

DHS STATE HOSPITAL LAND EARNINGS FUND
DEPARTMENT OF HEALTH SERVICES
3128

Sales of property
donated by
individuals

Proceeds from lands
donated by federal
government

Proceeds from renting
property

Timber, gravel,
and other natural
resource sales

DHS State Hospital Land
Earnings Fund

Funds are used to support
the Arizona State Hospital

**PIONEERS' HOME STATE CHARITABLE EARNINGS FUND
ARIZONA PIONEERS' HOME
3129**

Proceeds from the Pioneers' Home's
portion of the State Charitable, Penal, and
Reformatory Grant lands

Pioneers' Home State
Charitable Earnings
Fund

Helps to provide homes to long-term
Arizona residents

**PIONEERS' HOME MINERS' HOSPITAL FUND
ARIZONA PIONEERS' HOME
3130**

Proceeds from lands granted to Arizona by
the United States

Pioneers' Home Miners'
Hospital Fund

Helps fulfill the Pioneers' Home mission to
provide a home for Arizona pioneers and
disabled miners

**A AND M COLLEGE LAND EARNINGS FUND
ARIZONA BOARD OF REGENTS
3131**

Land grants from the
United States

Donations from private
individuals

Sales from timber, mineral,
gravel, and other natural
products

A and M College Land
Earnings Fund

Interest and proceeds from the rental of
land is used to operate Agricultural and
Mining colleges

**MILITARY INSTITUTE LAND EARNINGS FUND
ARIZONA BOARD OF REGENTS
3132**

Land grants from the
United States

Donations from private
individuals

Sales from timber, mineral,
gravel, and other natural
products

Military Institute Land
Earnings Fund

These perpetual funds are to be used to
benefit military institutions

**UNIVERSITIES LAND FUND
ARIZONA BOARD OF REGENTS
3134**

Land grants from the
United States

Donations from private
individuals

Sales from timber, mineral,
gravel, and other natural
products

Universities Land Fund

Funds are used to support the universities
of the State

**NORMAL SCHOOL LAND EARNINGS FUND
ARIZONA BOARD OF REGENTS
3136**

Proceeds of lands granted by the U.S. for the purpose of training teachers

Property donated for normal schools, teacher colleges or colleges of education

Proceeds from the sale of timber, mineral, gravel or other natural products

Interest earnings from the proceeds of such land donations

Normal School Land Earnings Fund

Funds support universities for the purpose of training teachers

**PUBLIC INSTITUTION PERMANENT SCHOOL EARNINGS FUND
DEPARTMENT OF EDUCATION
3138**

Proceeds from selling or leasing
state lands

Interest earnings from land trusts

Public Institution
Permanent School
Earnings Fund

Funds are used to offset the General
Fund obligation for state aid to K-12
schools

Provides debt service for qualified zone
academy bonds issued by the School
Facilities Board for the deficiencies
corrections program

**PENITENTIARY LAND EARNINGS FUND
DEPARTMENT OF CORRECTIONS
3140**

Revenue from the expendable
earnings of the State Land Trust

Private donations and the sale of
natural resources on
designated lands

Penitentiary Land
Earnings Fund

Used for the support of state prisons

STATE CHARITABLE, PENAL AND REFORMATORY LAND EARNINGS FUND
DEPARTMENT OF CORRECTIONS
3141

Proceeds from the sale of timber,
mineral, gravel or other natural
products or property

Proceeds of lands granted to Arizona
by the United States and individuals

State Charitable, Penal &
Reformatory Institutions
Land Earnings Fund

Used for the benefit of institutions
of the department (the support of
state prisons)

**PIONEERS' HOME MINE FUND
ARIZONA PIONEERS' HOME
3143**

Gifts, grants, and other contributions



Funds activities of the Pioneers' Home

Purchases needed equipment and furniture

**PIONEERS' HOME CEMETARY PROCEEDS FUND
ARIZONA PIONEERS' HOME
3144**

Proceeds from the sale of land for
internment rights

Pioneers' Home
Cemetery Proceeds
Fund

Maintains the Pioneers' Home Cemetery
and the Pioneers' Home

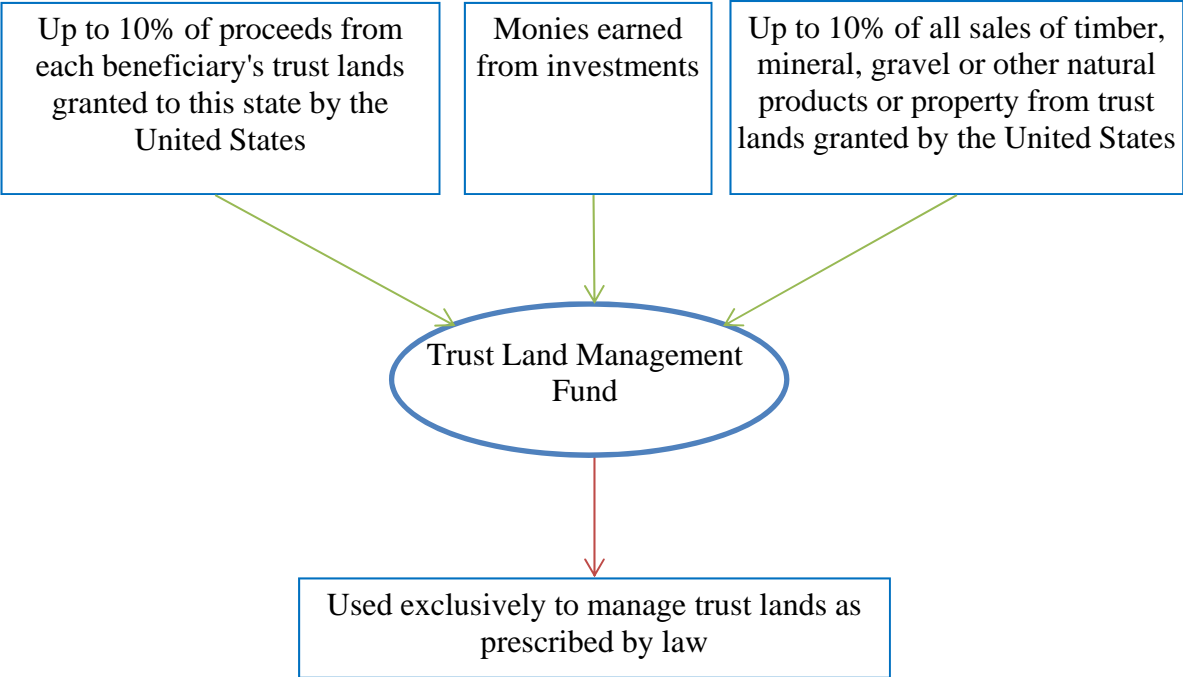
**ECONOMIC SECURITY DONATIONS FUND
DEPARTMENT OF ECONOMIC SECURITY
3145**

Various donations and gifts

Economic Security
Donations Fund

To be used as specified by the donor

**TRUST LAND MANAGEMENT FUND
DEPARTMENT OF ECONOMIC SECURITY
3146**



**TRUST LAND MANAGEMENT FUND
STATE LAND DEPARTMENT
3146LDA**

Up to ten percent of
beneficiary's trust lands granted
by the United States

All sales of timber, mineral,
gravel or other natural products
or property from the trust lands
granted by the United States

Trust Land Management
Fund

Used exclusively to manage trust
lands as prescribed by law

**CORRECTIONS DONATIONS FUND
DEPARTMENT OF CORRECTIONS
3147**

Donations from private parties

Corrections Donations
Fund

Funds are used as specified by donors

TRUST FUND
ARIZONA STATE SCHOOLS FOR THE DEAF AND THE BLIND
3148

Trust interest earnings allocated by the Board of Directors School For the Deaf and the Blind



Trust Fund



Provides services offered at schools that are not statutorily required or not available through federal or state appropriation

**ECONOMIC SECURITY CLIENT TRUST FUND
DEPARTMENT OF ECONOMIC SECURITY
3152**

Fund consists of benefits payable to a client in the Department's custody (primarily social security payments)

Economic Security
Client Trust Fund

Funds are used to reimburse the Department for the cost of care for the client

**RESIDENTIAL CONTRACTORS' RECOVERY FUND
REGISTRAR OF CONTRACTORS
3155**

Assessments of \$600 for renewal of residential contractor licenses

Residential Contractors'
Recovery Fund

Compensates individuals injured by a residential contractor (not more than \$30,000)

**LOCAL GOVERNMENT INVESTMENT FUND
STATE TREASURER
3166**

Monies from the State

Funds from counties, cities, towns,
and other political subdivisions

Local Government
Investment Fund

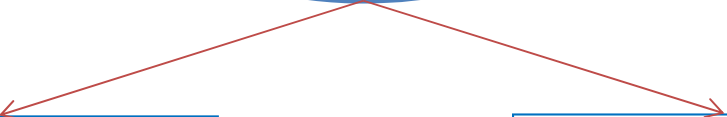
Deposits are distributed monthly to the
investing entities

**OIL OVERCHARGE FUND
OFFICE OF THE GOVERNOR
3171**

Money received by the state as the result
of oil overcharge settlements



Oil Overcharge Fund



Energy related loans and grants

Funds projects designed to
promote energy development
and conservation

**LOTTERY PRIZE FUND
ARIZONA STATE LOTTERY COMMISSION
3179**

Not less than 50% of the total annual revenues accruing from the sale of lottery tickets

Lottery Prize Fund*

To award prize winners

*Note:
30% of all unclaimed prize money after a 180 day period is deposited in the court appointed special advocate fund (A.R.S. 8-524)

**COURT ORDERED TRUST FUND
ATTORNEY GENERAL - DEPARTMENT OF LAW
3180AGA**

Settlement and court ordered restitution monies

Court Ordered Trust Fund

Funds are disbursed according to settlement agreements

**COURT ORDERED TRUST FUND
CORPORATION COMMISSION
3180CCA**

Restitution funds from security law
violations

Court Ordered Trust
Fund

Funds are invested with the State Treasurer
and periodically given to investors

**CORRECTIONS FUND
DEPARTMENT OF CORRECTIONS
3187**

Useage fees paid by inmates for the use of phones and other services

DOC Special Services Fund

Provides services (such as telephone use) to inmates

Pays costs of a telephonic victim notification system

**COMMERCE DONATIONS FUND
COMMERCE AUTHORITY
3189**

Donations from the private sector and there interest earned from donations

Commerce Donations Fund

To be used according to grant/donor specifications

**REVENUE FROM STATE OR LOCAL AGENCY FUND
DEPARTMENT OF ECONOMIC SECURITY
3193**

Collections received by the department's
Accounts Receivable office

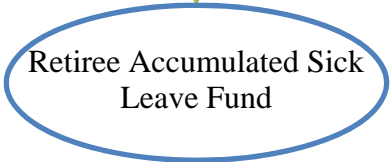
Money without sufficient documentation is
temporarily kept in this fund

Revenue from State or
Local Agency Fund

When a benefitting program is identified
funds are transferred out of this fund and
into the benefitting program

**RETIREE ACCUMULATED SICK LEAVE FUND
ARIZONA DEPARTMENT OF ADMINISTRATION
3200**

0.4% of state employee payroll, from all budget units of state agencies, the legislature, and judicial branches



Pays for the Retiree Accumulated Sick Leave Program

**GOVERNOR'S ENDOWMENT PARTNERSHIP FUND
OFFICE OF THE GOVERNOR
3206**

Various Donations



Governor's Endowment
Partnership Fund

Promotes the state interests of
Arizona

Promotes public service by
Arizona citizens

**SPECIAL OLYMPICS FUND
DEPARTMENT OF ECONOMIC SECURITY
3207**

Donations and gifts

Designated portion of
individual income tax
returns

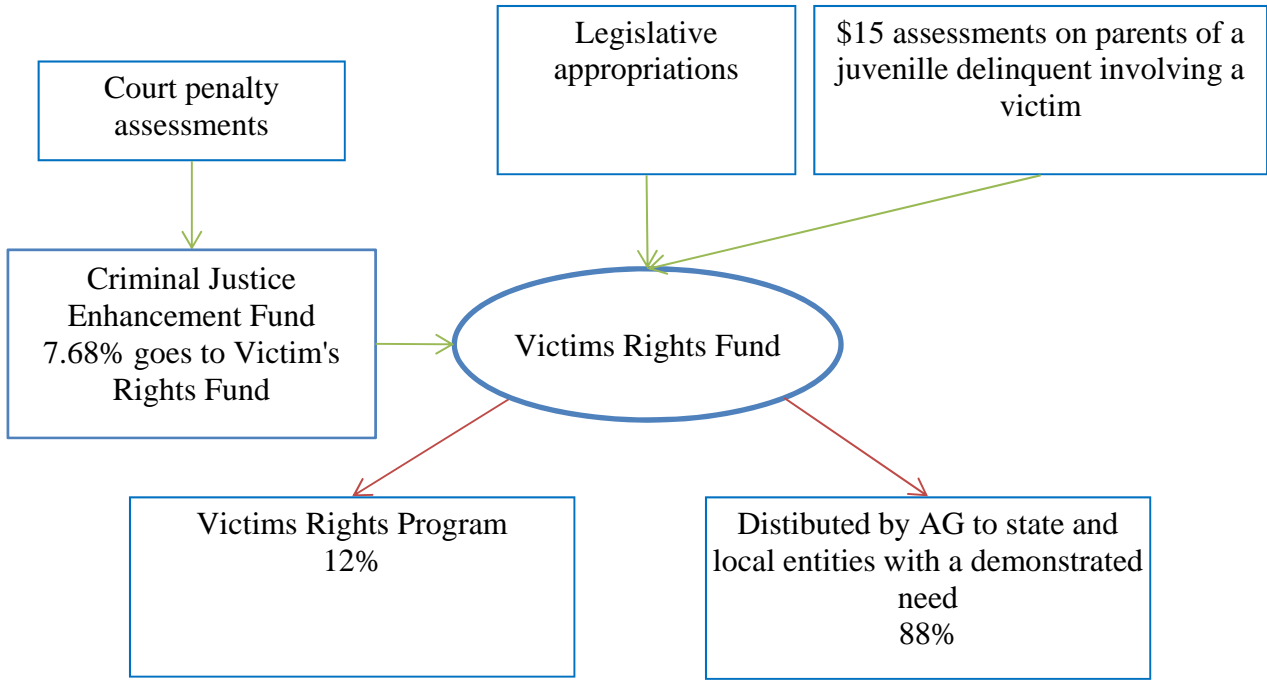
Investment earnings

Special Olympics Tax
Refund Fund

Corporations must be contracted
with the Arizona Special
Olympics in order for services to
be rendered to individuals with
developmental disabilities

Dept. of Revenue asses the cost
to put a checkoff on the tax
return and deducts this amount
from the contributions and
distributes the remainder to the
State General Fund

VICTIMS RIGHTS FUND
ATTORNEY GENERAL - DEPARTMENT OF LAW
3215



**ALTERNATIVE DISPUTE RESOLUTION FUND
JUDICIARY
3245**

0.35% of fees distributed
from superior court clerks in
each county

2.42% of revenue received
by Justices of the Peace in
each county

Alternative Dispute
Resolution Fund

Funds are provided to local, regional or
statewide projects that maintain or
improve alternative dispute resolution
programs

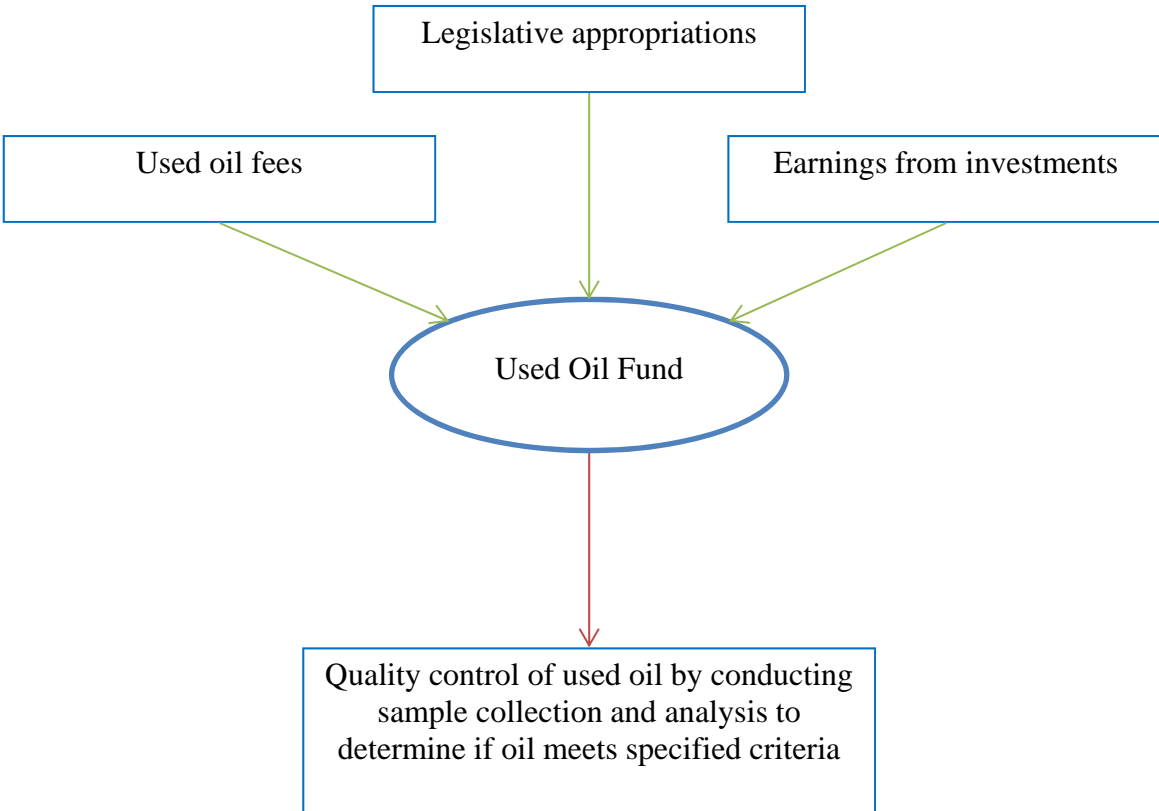
**MEDICAL STUDENT LOAN FUND
DEPARTMENT OF HEALTH SERVICES
3306**

Repayment of Loans

Medical Student Loan
Fund

Loans given to medical school students who
agree to work in underserved areas of the
state

**USED OIL FUND
DEPARTMENT OF ENVIRONMENTAL QUALITY
3500**



**LOCAL AGENCY DEPOSITS FUND
DEPARTMENT OF TRANSPORTATION
3701**

Funds from both the federal governments
and local governments

Local Agency Deposits
Fund

Pays for local agency sponsored county
and secondary road construction projects

**DPS CRIMINAL JUSTICE ENHANCEMENT FUND
DEPARTMENT OF PUBLIC SAFETY
3702**

7.28% of the CJEF fund is given to DPS

DPS Criminal Justice
Enhancement Fund

Funds are used on department operations

**GAME AND FISH SPECIAL STAMP COLLECTION FUND-FOR CA
ARIZONA GAME AND FISH DEPARTMENT
3709**

The handling of licenses and special use permits on shared waters with California

Game and Fish Special
Stamp Collection Fund-for
CA

By April 30 of each year both states will make an audit report and remit the appropriate sales to the other state

**GAME AND FISH KAIBAB CO-OP FUND
ARIZONA GAME AND FISH DEPARTMENT
3714**

Sales of the Kaibab habitat management stamp

Game and Fish Kaibab Co-op Fund

Used by the U.S. Forest Service to provide wildlife habitat management on the Kaibab Plateau

RACING COMMISSION BOND DEPOSIT FUND
ARIZONA DEPARTMENT OF RACING
3720

Permitees make \$5,000
deposits prior to racing
meetings

Applicants deposit bond
payments not to exceed
\$100,000 for dog races and
\$300,000 for horse races

Racing Commission
Bond Deposit Fund

Protects the state and any persons
covered by the racing section of
statutes

MANUFACTURED HOUSING CASH BONDS
DEPARTMENT OF FIRE, BUILDING, AND LIFE SAFETY
3722

Issuance of bonds paid to the deputy
director

Manufactured Housing
Cash Bonds

Used to perform a sales or installation
agreement or to perform repairs under
warranty

RECEIVERSHIP LIQUIDATION FUND
DEPARTMENT OF INSURANCE
3727

Taxes on Vehicle Insurance
Premiums

Taxes on Fire Insurance
Premiums

Insurance Tax Premium
Clearing Fund

Helps fund the Department of
Public Safety Personnel
Retirement System

Transferred to municipal fire
districts to pay fire fighter pension
obligations

RENTAL TAX AND BOND DEPOSIT FUND
DEPARTMENT OF TRANSPORTATION
3737

Highway
Property Rentals
Account

Privilege Tax
Account

MVD bond
deposits

MVD financial
responsibility
deposits

Rental Tax and Bond
Deposit Fund

Used to collect 24% of ADOT's
rental income from condemned
properties for distribution to the
local county

Used to collect monies from renters
of properties previously acquired by
ADOT for use in future highway
development

**ESCHEATED ESTATES FUND
DEPARTMENT OF REVENUE
3745**

Proceeds of escheated property are sold at public auction and deposited into the fund

Escheated Estates Fund

Used to pay claims of the proceeds (After 12 months funds are deposited in the Permanent State School Fund)

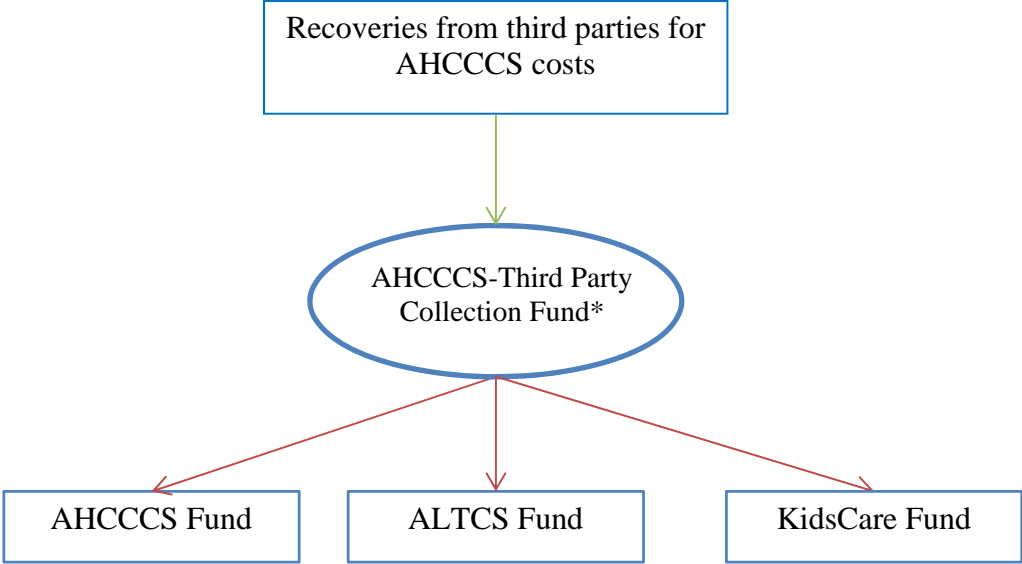
**RISK MANAGEMENT INSURANCE REIMBURSEMENT FUND
DEPARTMENT OF CORRECTIONS
3748**

Risk management reimbursements (from ADOA)

Risk Management Insurance
Reimbursement Fund

Used to recover from losses incurred by the
Department of Correction's property

AHCCCS - 3RD PARTY COLLECTION FUND
ARIZONA HEALTH CARE COST CONTAINMENT SYSTEM
3791



*Contractor's fees are included in expenditures

STATE TREASURER'S OPERATING FUND
STATE TREASURER
3795

Management fee of six-hundredths of 1% of the earnings distributed to investors in this fund

Deposits from state entitites or other political subdivisions

State Treasurer's Operating Fund

Distributed investment earnings to the depositing institutions

**RAILROAD CORRIDOR ACQUISITION FUND
DEPARTMENT OF TRANSPORTATION
3803**

Proceeds received from the sale and
delivery of the bonds for the Highway
Bond Proceeds Fund

Highway Bond Proceeds
Fund

Spent on any lawful purpose not
inconsistent with the resolution(s)
authorizing the bonds

**BUILDING AND SAFETY REGULATION FUND
DEPARTMENT OF FIRE, BUILDING, AND LIFE SAFETY
3838**

Licensing permits and inspection fees
from State Fire Marshal and Office of
Manufactured Housing

Building and Safety
Regulation Fund

Monies in the fund are used to operate
the Manufactured Homes and State
Fire Marshal programs

ARIZONA EXPOSITION AND STATE FAIR FUND
ARIZONA EXPOSITION AND STATE FAIR
4001

A portion of the proceeds from
the State Fair

Investment earnings

Arizona Exposition and
State Fair Fund*

Used for making change at the fair and for
needs that require immediate cash

*Monies from this fund do not revert back to the General Fund.

The Fund's balance cannot exceed \$20,000 except for the
period of October 1 to November 30 when the fund cannot exceed \$50,000.

**ARCOR ENTERPRISES REVOLVING FUND
DEPARTMENT OF CORRECTIONS
4002**

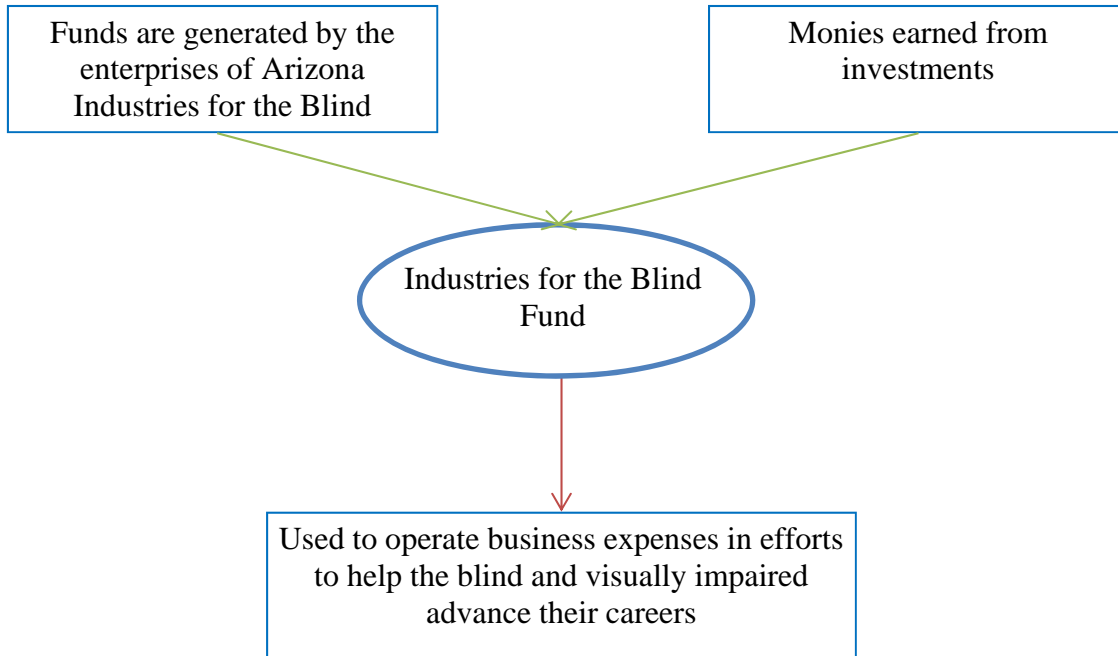
Revenues come from sale of goods produced
by Arizona Correctional Industries (ACI)

ARCOR Enterprises
Revolving Fund

Funds operating expenses of the
ACI

Funds inmate treatment programs at
state prisons

**INDUSTRIES FOR THE BLIND FUND
DEPARTMENT OF ECONOMIC SECURITY
4003**



**GAME AND FISH PUBLICATIONS REVOLVING FUND
ARIZONA GAME AND FISH DEPARTMENT
4007**

Receipts from sales of publications

Game and Fish Publications
Revolving Fund

Produces and distributes department
publications

**FEDERAL ECONOMIC RECOVERY FUND
DEPARTMENT OF STATE, SECRETARY OF STATE
4008**

Sales of merchandise from the
Department's Gift Shop at the Capitol
Museum

Gift Shop Revolving
Fund

Proceeds are used to purchase additional
merchandise and cover operation costs

**RESOURCE ANALYSIS REVOLVING FUND
STATE LAND DEPARTMENT
4009**

Monies received from the Resource Analysis Division (from the sale of department-provided GIS products)



Resource Analysis
Revolving Fund



Supports state's GIS system (equipment, software and supplies, contract services, maps, maintenance, and training)

**REAL ESTATE EDUCATION REVOLVING FUND
DEPARTMENT OF REAL ESTATE
4011**

Grants of monies to be used in the production of educational products

Fees for educational matter circulated among the public

Real Estate
Education Revolving
Fund

Used to print real estate laws and rules helpful to licensees and the public

Sponsors and holds seminars or workshops for educators and other licensees

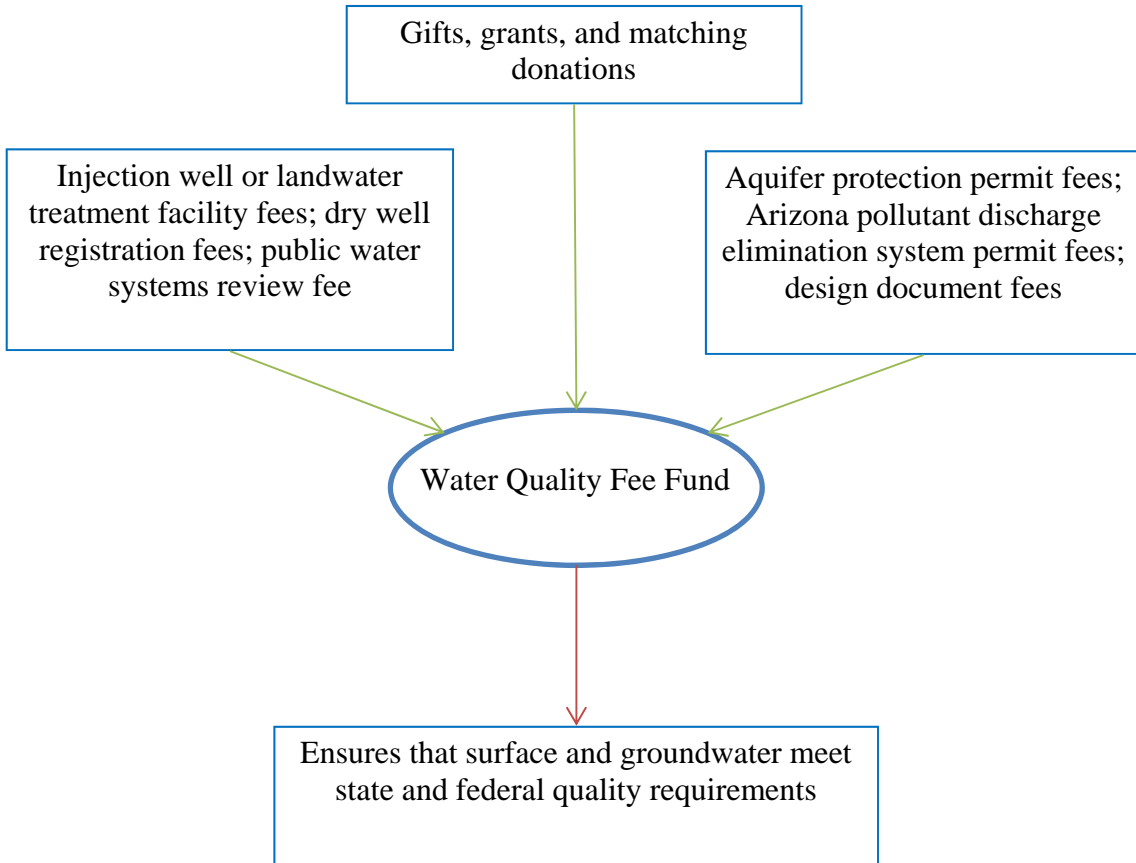
**INDIAN AFFAIRS COMM PUBLICATIONS FUND
ARIZONA COMMISSION OF INDIAN AFFAIRS
4013**

Funds are received from the sale of
publications

Indian Affairs Comm
Publications Fund

Funds are used to produce and distribute
commission publications

**WATER QUALITY FEE FUND
DEPARTMENT OF ENVIRONMENTAL QUALITY
4100**



**DHS INTERNAL SERVICES FUND
DEPARTMENT OF HEALTH SERVICES
4202**

Chargest to DHS Departmental Operating
Funds

DHS Internal Services
Fund

Used to purchas goods for the DHS
warehouse

**MOTOR POOL REVOLVING FUND
ARIZONA DEPARTMENT OF ADMINISTRATION
4204**

Charges to agencies for the use of motor pool vehicles

Motor Pool Revolving Fund

Funds acquire, maintain, and coordinate state motor pool vehicles

**SPECIAL SERVICES FUND
4208**

Charges to agencies for centralized services

Special Services Fund

General services provided (e.g.
office supplies printing)

Funds above \$250,000 at end of
Fiscal Year revert back to the
General Fund

**DOE INTERNAL SERVICES FUND
DEPARTMENT OF EDUCATION
4209**

Receives the federal cost allocation monies
for the Arizona Department of Education

DOE Internal Services
Fund

Used to support the administrative costs
associated with federal programs

**EDUCATION COMMODITY FUND
DEPARTMENT OF EDUCATION
4210**

Fees received from school districts that participate in the federal commodities program

Education Commodity Fund

Supports the administrative functions of the program

"Excess funds" are to be used to reduce fees that school districts are charged

**EDUCATION PRINTING FUND
DEPARTMENT OF EDUCATION
4211**

Publications made for the public at a
reasonable cost



Education Printing Fund



Production and distribution costs

**CO-OP ST PURCHASING FUND
ARIZONA DEPARTMENT OF ADMINISTRATION
4213**

A 1% administrative fee charged to vendors when they use state contracts

Co-op St Purchasing Fund

Operates and maintains the automated procurement system

Administers and supports the membership list

**STATE SURPLUS PROPERTY FUND
ARIZONA DEPARTMENT OF ADMINISTRATION
4214**

Sales and fees associated with state surplus property

State Surplus Property Fund

Collects, stores, and administers the sale of state surplus property

Any amount above \$100,000 at the end of the fiscal year reverts back to the General Fund

**ADMIN - SURPLUS PROPERTY/FEDERAL FUND
ARIZONA DEPARTMENT OF ADMINISTRATION
4215**

Sale of federal surplus property

Admin-Surplus Property
Federal Fund

Collects, stores, and administers the sale of
federal surplus property

**RISK MANAGEMENT REVOLVING FUND
4216**

An annual invoice of all state agencies,
boards, and commissions, for the Risk
Management Program

Risk Management
Revolving Fund

Pays for the State's property, liability,
and workers' compensation losses

Purchases insurance coverage for
losses not covered under the State's
self-insured limits

**CONSTRUCTION INSURANCE FUND
ARIZONA DEPARTMENT OF ADMINISTRATION
4219**

Annual invoice of all state agencies in relation to construction estimates and architect engineering contracts

Construction Insurance Fund

Property and liability losses

Purchases insurance coverage for losses not covered under self-insured limits

**ASDB COOPERATIVE SERVICES FUND
ARIZONA STATE SCHOOLS FOR THE DEAF AND THE BLIND
4221**

Revenues from tuition

Special education voucher money

ASDB Cooperative

Supports educational programs and
supplemental services for the five state
regional cooperatives

**FACILITIES USE FUND (ENTERPRISE FUND)
ARIZONA STATE SCHOOLS FOR THE DEAF AND THE BLIND
4222**

Rental fees for use of school auditorium for
nonschool events

Facilities Use Fund
(Enterprise Fund)

Funds may be used only to pay costs
associated with operating facilities for the
purpose for which the monies were received

AUTOMATION OPERATIONS FUND
ARIZONA DEPARTMENT OF ADMINISTRATION
4230

Grants received for automation operations

Monies derived from implementing and operating an automation program

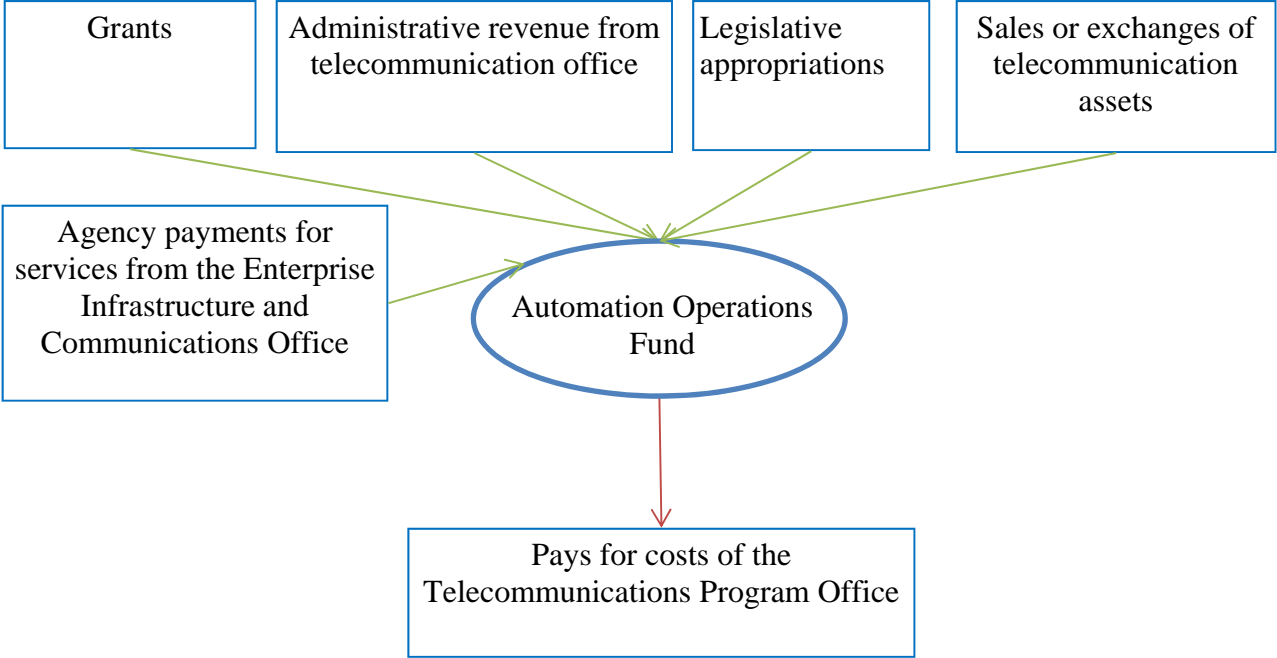
Legislative appropriations

Sales or exchanges of assets

Automation Operations Fund

Provides centralized data processing services to the state and other government agencies

AUTOMATION OPERATIONS FUND
ARIZONA DEPARTMENT OF ADMINISTRATION
4231



**ATTORNEY GENERAL LEGAL SERVICES COST ALLOCATION FUND
ATTORNEY GENERAL - DEPARTMENT OF LAW
4240**

Revenue comes from a pro-rata charge on all state funded payroll expenses of most state

Attorney General Legal
Services Cost Allocation
Fund

Provides legal services for state agencies

**HIGHWAY DEBT SERVICE FUND
DEPARTMENT OF TRANSPORTATION
5004**

Funds are received from the State
Highway Fund

Highway Debt Service
Fund

Pays interest and principal of Highway
Revenue Bond and Grant Anticipation
Notes

**CERTIFICATE OF PARTICIPATION FUND
ARIZONA DEPARTMENT OF ADMINISTRATION
5005**

Revenues from various state agencies billed
for participation in program



Certificate of
Participation Fund



Makes payments on Certificates of
Participation

**DEBT SERVICE FUND
DEPARTMENT OF TRANSPORTATION
5008**

Transportation Excise Tax Revenues

Debt Service Fund

Used on freeways and other routes
in the state highway system

Major arterial streets and
intersection improvements

SCHOOL FACILITIES REVENUE BOND DEBT SERVICE FUND
SCHOOL FACILITIES BOARD
5010

Monies transferred from the
Permanent State School Fund

General Fund transfers as
necessary as determined by
insufficient funds from the
Permanet State School Fund

School Facilities
Revenue Bond Debt
Service Fund

Used to pay that fiscal year's debt service on
outstanding state school facilities revenue
bonds

**STATE SCHOOL TRUST REVENUE FUND
SCHOOL FACILITIES BOARD
5030**

Funds transferred from the State
Treasurer's Office

Proceeds of state lands and
resources not designated for a
specific purpose

State School Trust
Revenue Fund

Pays the outstanding debt service for
that fiscal year

**INDIRECT COST FUND
DEPARTMENT OF ENVIRONMENTAL QUALITY
7000**

Assessment revenues and federal funds

Indirect Cost Fund

Used for administrative personnel and overhead costs in carrying out assessments

UNEMPLOYMENT INSURANCE BENEFITS FUND
DEPARTMENT OF ECONOMIC SECURITY
7510

Revenues consist of unemployment insurance assessments against employers.

Unemployment Insurance
Benefits Fund

Paid to individuals who have lost employment through no fault of their own and are actively seeking employment

**INDIRECT COST RECOVERY FUND
ASU - TEMPE
8900ASA**

Revenue from non-federal research grants

Indirect Cost Recovery
Fund

Used on overhead and other indirect costs
associated with state administration of non-
federal grant research programs

**INDIRECT COST RECOVERY FUND
ASU - WEST
8900AWA**

Revenue from non-federal research grants

Indirect Cost Recovery
Fund

Used on overhead and other indirect costs
associated with state administration of non-
federal grant research programs

**INDIRECT COST RECOVERY FUND
ASU - POLYTECHNIC
8900AXA**

Revenue from non-federal research grants

Indirect Cost Recovery
Fund

Used on overhead and other indirect costs
associated with state administration of non-
federal grant research programs

**ABOR LOCAL FUND
ARIZONA BOARD OF REGENTS
8900BRA**

Revenues from universities and the
State



ABOR Local Fund



Used for the general operation of the
board

**INDIRECT COST RECOVERY FUND
NORTHERN ARIZONA UNIVERSITY
890NAA**

Revenue from non-federal research grants

Indirect Cost Recovery
Fund

Used on overhead and other indirect costs
associated with state administration of non-
federal grant research programs

**INDIRECT COST RECOVERY FUND
UNIVERSITY OF ARIZONA - MAIN CAMPUS
8900UAA**

Revenue from non-federal research grants

Indirect Cost Recovery
Fund

Used on overhead and other indirect costs
associated with state administration of non-
federal grant research programs

**INDIRECT COST RECOVERY FUND
UNIVERSITY OF ARIZONA - HEALTH SCIENCES CENTER
8900UHA**

Revenue from non-federal research grants

Indirect Cost Recovery
Fund

Used on overhead and other indirect costs
associated with state administration of non-
federal grant research programs

**FEDERAL INDIRECT COST RECOVERY FUND
ASU - TEMPE
8902ASA**

Revenue from federal research grants

Federal Indirect Cost
Recovery Fund

Used on overhead and other indirect costs
associated with state administration of
federal grant research programs

**FEDERAL INDIRECT COST RECOVERY FUND
ASU - WEST
8902AWA**

Revenue from federal research grants

Federal Indirect Cost
Recovery Fund

Used on overhead and other indirect costs
associated with state administration of
federal grant research programs

**FEDERAL INDIRECT COST RECOVERY FUND
ASU - POLYTECHNIC
8902AXA**

Revenue from federal research grants

Federal Indirect Cost
Recovery Fund

Used on overhead and other indirect costs
associated with state administration of
federal grant research programs

**FEDERAL INDIRECT COST RECOVERY FUND
NORTHERN ARIZONA UNIVERSITY
8902NAA**

Revenue from federal research grants

Federal Indirect Cost
Recovery Fund

Used on overhead and other indirect costs
associated with state administration of
federal grant research programs

**FEDERAL INDIRECT COST RECOVERY FUND
UNIVERSITY OF ARIZONA - MAIN CAMPUS
8902UAA**

Revenue from federal research grants

Federal Indirect Cost
Recovery Fund

Used on overhead and other indirect costs
associated with state administration of
federal grant research programs

**FEDERAL INDIRECT COST RECOVERY FUND
UNIVERSITY OF ARIZONA - HEALTH SCIENCES CENTER
8902UHA**

Revenue from federal research grants

Federal Indirect Cost
Recovery Fund

Used on overhead and other indirect costs
associated with state administration of
federal grant research programs

**FEDERAL GRANTS FUND
ASU - TEMPE
8903ASA**

Funds from various federal grants and contracts

Federal Grants Fund

Used according to federal specifications of the grants

**FEDERAL GRANTS FUND
ASU - WEST
8903AWA**

Funds from various federal grants and contracts

Federal Grants Fund

Used according to federal specifications of the grants

**FEDERAL GRANTS FUND
ASU - POLYTECHNIC
8903AXA**

Funds from various federal grants and contracts

Federal Grants Fund

Used according to federal specifications of the grants

**FEDERAL GRANTS FUND
NORTHERN ARIZONA UNIVERSITY
8903NAA**

Funds from various federal grants and contracts

Federal Grants Fund

Used according to federal specifications of the grants

**FEDERAL GRANTS FUND
UNIVERSITY OF ARIZONA - MAIN CAMPUS
8903UAA**

Funds from various federal grants and contracts

Federal Grants Fund

Used according to federal specifications of the grants

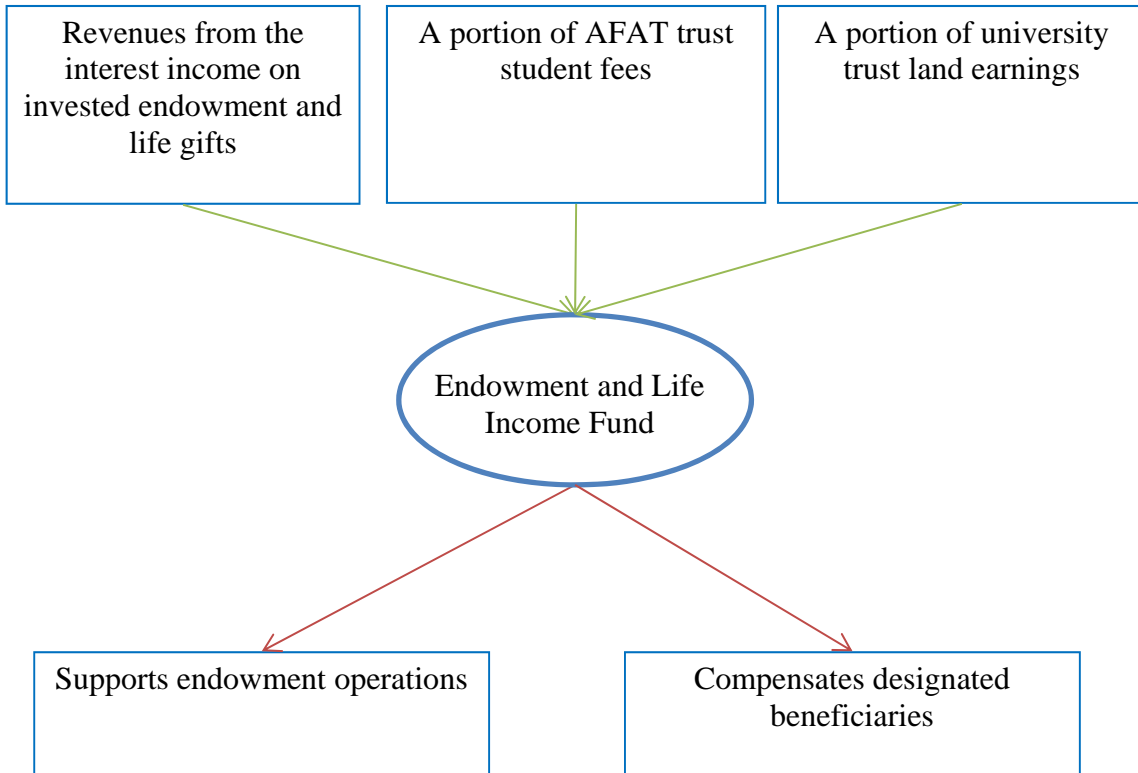
**FEDERAL GRANTS FUND
UNIVERSITY OF ARIZONA - HEALTH SCIENCES CENTER
8903UHA**

Funds from various federal grants and contracts

Federal Grants Fund

Used according to federal specifications of the grants

ENDOWMENT AND LIFE INCOME FUND
ASU - TEMPE
8904ASA



ENDOWMENT AND LIFE INCOME FUND
ASU - WEST
8904AWA

Revenues from the interest income on invested endowment and life gifts

A portion of AFAT trust student fees

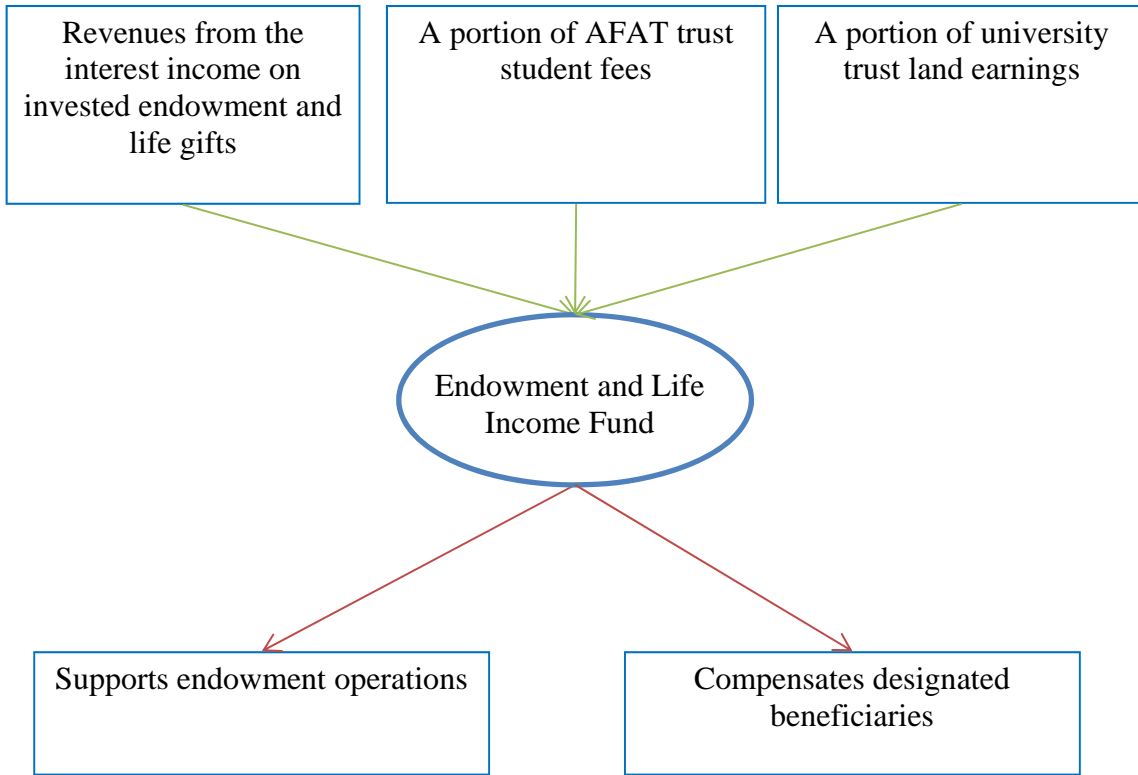
A portion of university trust land earnings

Endowment and Life Income Fund

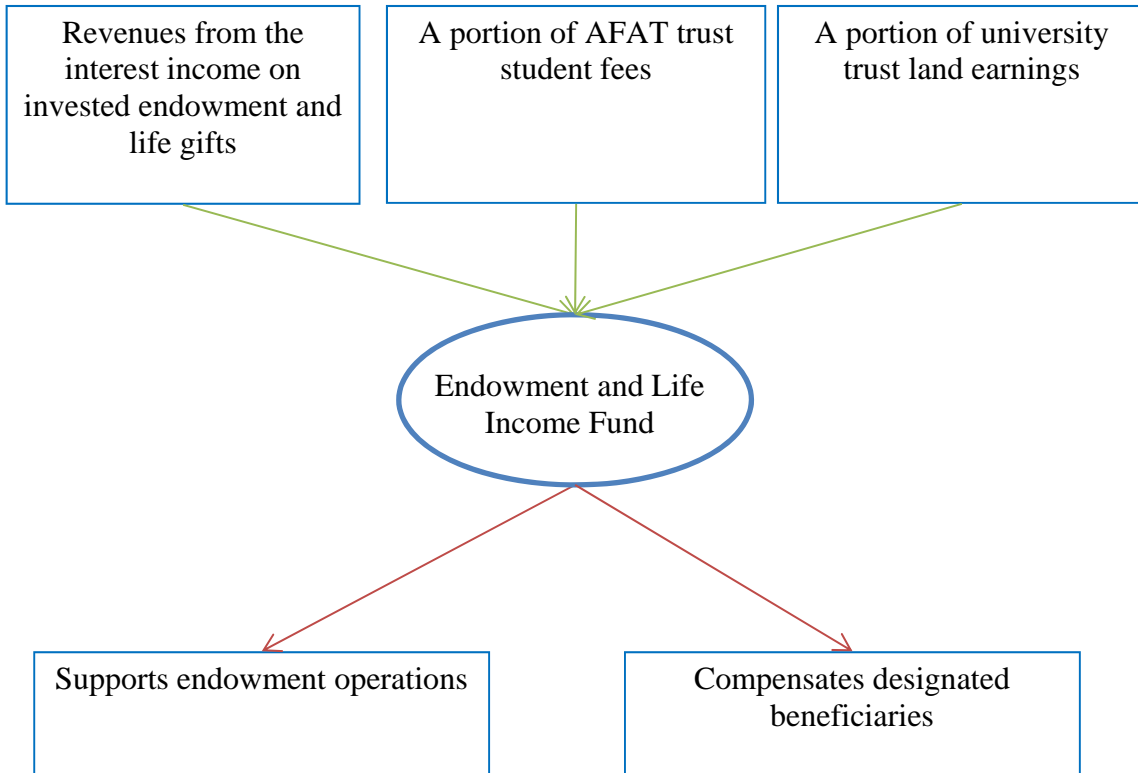
Supports endowment operations

Compensates designated beneficiaries

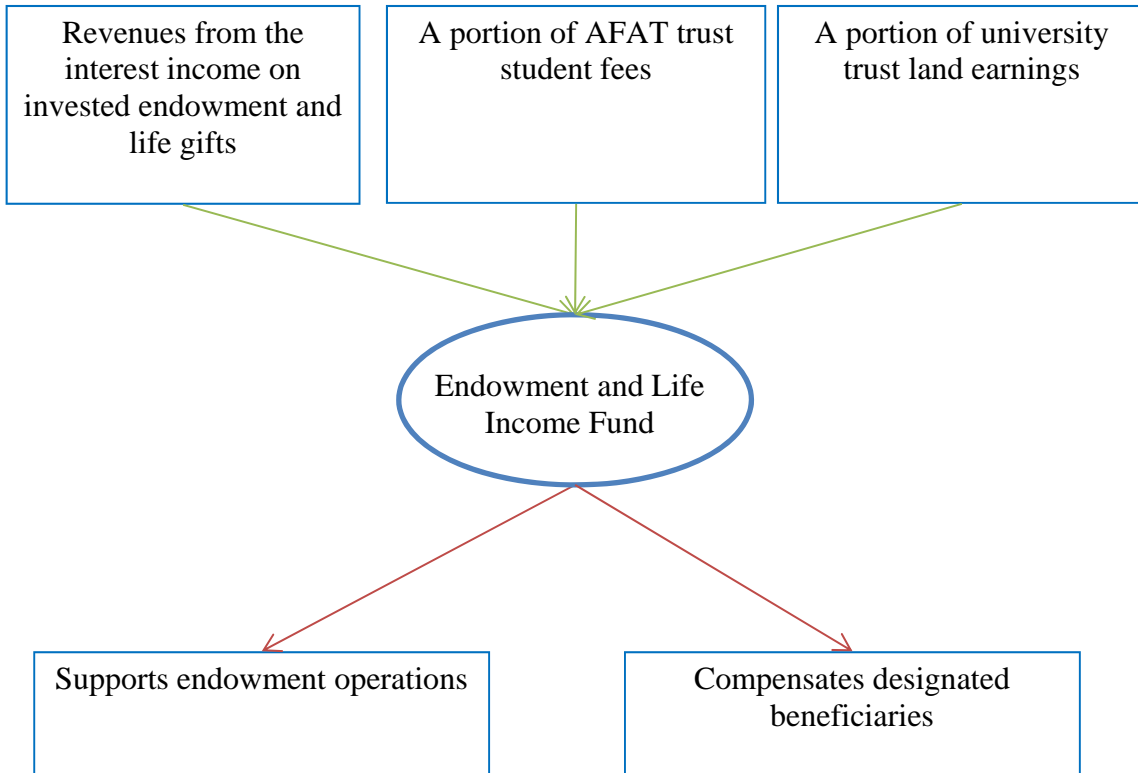
**ENDOWMENT AND LIFE INCOME FUND
ASU - POLYTECHNIC
8904AXA**



**ENDOWMENT AND LIFE INCOME FUND
UNIVERSITY OF ARIZONA - MAIN CAMPUS
8904UAA**



ENDOWMENT AND LIFE INCOME FUND
UNIVERSITY OF ARIZONA - HEALTH SCIENCES CENTER
8904UHA



**DESIGNATED FUNDS
ASU - TEMPE
8905ASA**

Retained tuition and fees

Student aid administrative allowances

Unrestricted gifts and grants

Designated Funds

Student financial aid administration

Debt service on university bonds

Funding for summer and winter sessions

**DESIGNATED FUNDS
ASU - WEST
8905AWA**

Retained tuition and fees

Student aid administrative allowances

Unrestricted gifts and grants

Designated Funds

Student financial aid administration

Debt service on university bonds

Funding for summer and winter sessions

**DESIGNATED FUNDS
ASU - POLYTECHNIC
8905AXA**

Retained tuition and fees

Student aid administrative allowances

Unrestricted gifts and grants

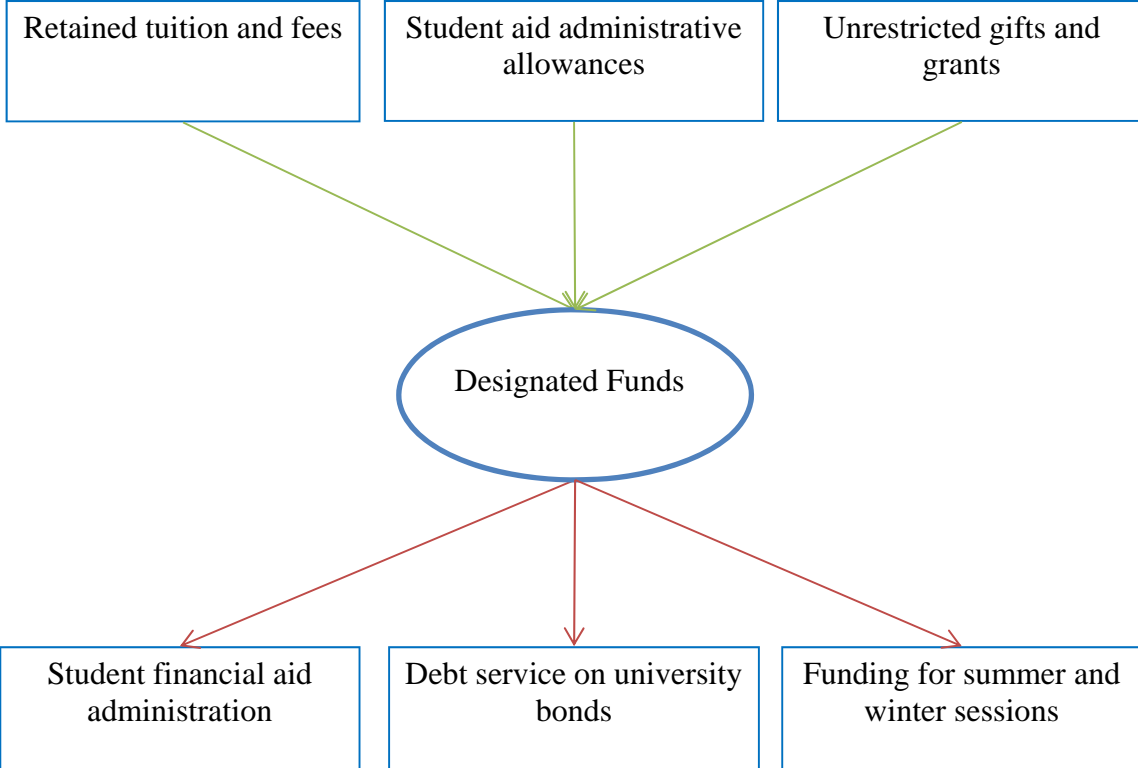
Designated Funds

Student financial aid administration

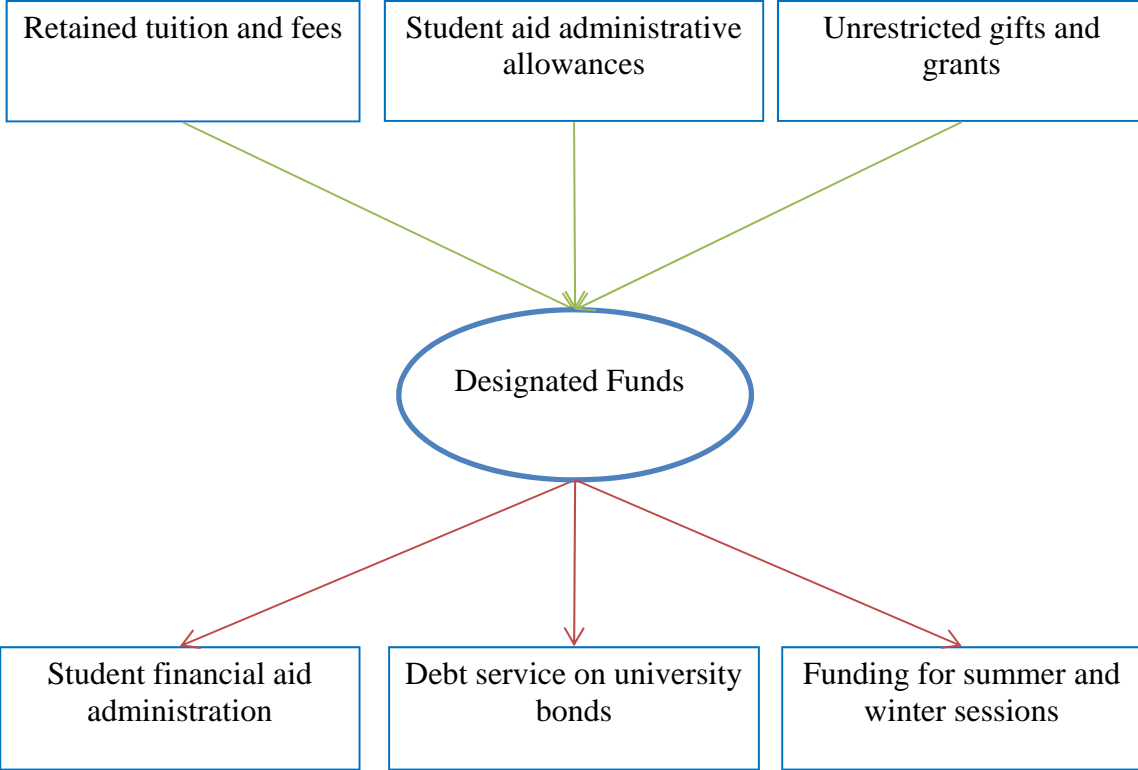
Debt service on university bonds

Funding for summer and winter sessions

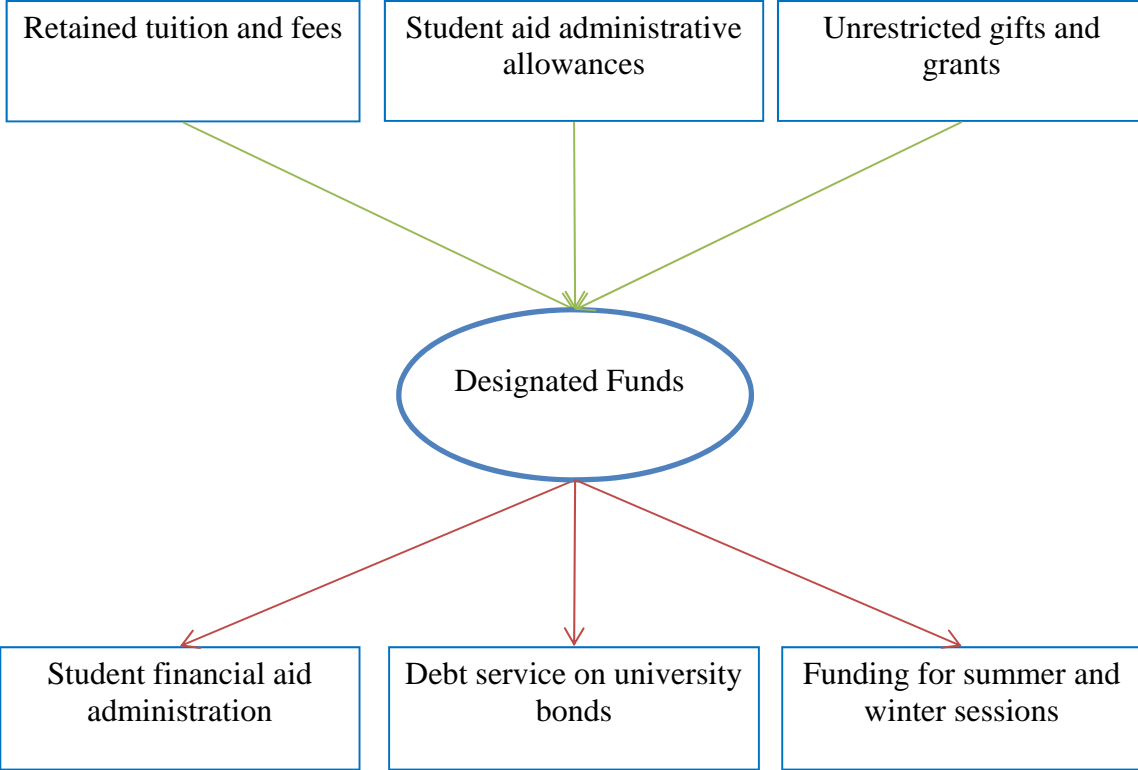
**DESIGNATED FUNDS
NORTHERN ARIZONA UNIVERSITY
8905NAA**



**DESIGNATED FUNDS
UNIVERSITY OF ARIZONA - MAIN CAMPUS
8905UAA**



DESIGNATED FUNDS
UNIVERSITY OF ARIZONA - HEALTH SCIENCES CENTER
8905UHA



**AUXILIARY FUNDS FUND
ASU - TEMPE
8906ASA**

Revenues from self-supporting university services

Auxiliary Funds Fund

Provides non-academic services to students, faculty, and staff (e.g. student housing, bookstores, athletics)

**AUXILIARY FUNDS FUND
ASU - WEST
8906AWA**

Revenues from self-supporting university services

Auxiliary Funds Fund

Provides non-academic services to students, faculty, and staff (e.g. student housing, bookstores, athletics)

**AUXILIARY FUNDS FUND
ASU - POLYTECHNIC
8906AXA**

Revenues from self-supporting university services

Auxiliary Funds Fund

Provides non-academic services to students, faculty, and staff (e.g. student housing, bookstores, athletics)

**AUXILIARY FUNDS FUND
NORTHERN ARIZONA UNIVERSITY
8906NAA**

Revenues from self-supporting university services

Auxiliary Funds Fund

Provides non-academic services to students, faculty, and staff (e.g. student housing, bookstores, athletics)

**AUXILIARY FUNDS FUND
UNIVERSITY OF ARIZONA - MAIN CAMPUS
8906UAA**

Revenues from self-supporting university services

Auxiliary Funds Fund

Provides non-academic services to students, faculty, and staff (e.g. student housing, bookstores, athletics)

**AUXILIARY FUNDS FUND
UNIVERSITY OF ARIZONA - HEALTH SCIENCES CENTER
8906UHA**

Revenues from self-supporting university services



Auxiliary Funds Fund



Provides non-academic services to students, faculty, and staff (e.g. student housing, bookstores, athletics)

**RESTRICTED FUNDS FUND
ASU - TEMPE
8907ASA**

Funds from private and non-federal grants
(includes 301 TRF grants and a portion of
AFAT student fees)

Restricted Funds Fund

Supports operating and research purposes
specified by the donating agency

**RESTRICTED FUNDS FUND
ASU - WEST
8907AWA**

Funds from private and non-federal grants
(includes 301 TRF grants and a portion of
AFAT student fees)

Restricted Funds Fund

Supports operating and research purposes
specified by the donating agency

**RESTRICTED FUNDS FUND
ASU - POLYTECHNIC
8907AXA**

Funds from private and non-federal grants
(includes 301 TRF grants and a portion of
AFAT student fees)

Restricted Funds Fund

Supports operating and research purposes
specified by the donating agency

**RESTRICTED FUNDS FUND
NORTHERN ARIZONA UNIVERSITY
8907NAA**

Funds from private and non-federal grants
(includes 301 TRF grants and a portion of
AFAT student fees)



Supports operating and research purposes
specified by the donating agency

**RESTRICTED FUNDS FUND
UNIVERSITY OF ARIZONA - MAIN CAMPUS
8907UAA**

Funds from private and non-federal grants
(includes 301 TRF grants and a portion of
AFAT student fees)



Supports operating and research purposes
specified by the donating agency

**RESTRICTED FUNDS FUND
UNIVERSITY OF ARIZONA - HEALTH SCIENCES CENTER
8907UHA**

Funds from private and non-federal grants
(includes 301 TRF grants and a portion of
AFAT student fees)



Supports operating and research purposes
specified by the donating agency

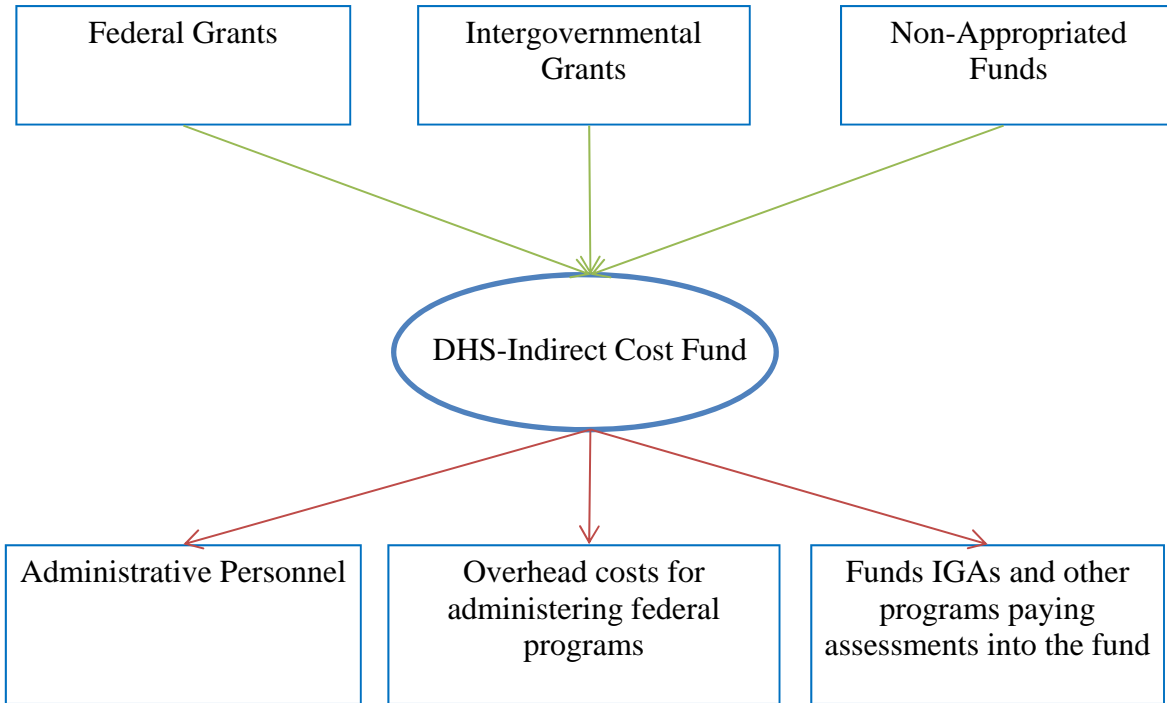
**INDIRECT COST RECOVERY FUND
CORPORATION COMMISSION
900CCA**

Federal grant money and other non-
appropriated funds

Indirect Cost Recovery
Fund

Administrative expenditures (not tied to any
specific program)

**DHS- INDIRECT COST FUND
DEPARTMENT OF HEALTH SERVICES
9001**



**FINANCIAL INSTITUTIONS FUND
STATE DEPARTMENT OF FINANCIAL INSTITUTIONS
9099**

Licensing fees, industry assessments, and
examination fees

Financial Institutions
Fund

Used on department operations

**NON-APPROPRIATED RESTRICTED FUNDS FUND
ARIZONA HISTORICAL SOCIETY
9950**

Revenues are from interest from the trust
principle

Non-Appropriated

Funds are expended according to
specifications of the trust

**APA - GENERAL FUND
POWER AUTHORITY
9506**

Proceeds from the sale of supplemental
energy

APA General Fund

Used to purchase supplemental energy that
is sold to customers

**ARIZONA INNOVATION ACCELERATOR FUND
COMMERCE AUTHORITY
9507**

Revenues are from a U.S. Treasury appropriation given to states with programs that provide additional capital for small businesses.

Arizona Innovation
Accelerator Fund

Allows ACA to provide up to 49.9% of the finance package for public and private

**CORPORATION FOR SKILLED WORKFORCE FUND
COMMERCE AUTHORITY
9508**

Funding comes from a contract with the
Department of Economic Security

Corporation for Skilled
Workforce Fund

Used to align Arizona human capital
development efforts with economic growth
and job creation efforts

COUNTY FUNDS FUND
ARIZONA HEALTH CARE COST CONTAINMENT SYSTEM
9691

County contributions for the AHCCCS ALTCS
Funds (forecast revenues only)

County Funds
Fund

A portion of the state match for AHCCCS
programs

PUBLIC SAFETY PERSONNEL RETIREMENT FUND
STATE TREASURER
9901

Employee and employer retirement contributions from public safety personnel



Public Safety Personnel Retirement Fund



Pays for public safety personnel retirement benefits



Administers the Public Safety Retirement System

Agencies:
Arizona State Retirement System
State Treasurer

**NON-APPROPRIATED PRIVATE OPERATING FUND
ARIZONA HISTORICAL SOCIETY
9947**

Program and membership dues and

Non-appropriated
Private Operating Fund

All membership activities, newsletters,
mailings, and supplement museum operation

**NON-APPROPRIATED RESTRICTED FUNDS FUND
ARIZONA HISTORICAL SOCIETY
9948**

Donations from individuals and organizations

Non-appropriated
Restricted Funds Fund

Used on exhibits or programs based on the donor's request

**NON-APPROPRIATED PRIVATE GRANTS FUND
ARIZONA HISTORICAL SOCIETY
9949**

Grants from private foundations and local governments

Non-appropriated
Private Grants Fund

Pays for programs, salaries, and
ERE

Used according to donor
specifications

GENERAL FUND
COMPARATIVE BALANCE SHEET
AS OF JUNE 30, 2013
(\$ in thousands)

	<u>June 30, 2013</u>	<u>June 30, 2012</u>	<u>Change</u>
SSETS			
Cash With The State Treasurer	1,483,012	761,302	721,710
Less: Payments Outstanding	38,569	40,667	(2,098)
Net Cash With The State Treasurer	<u>1,444,443</u>	<u>720,635</u>	723,808
Cash Not With The State Treasurer	178	181	(3)
Total Cash	<u>1,444,621</u>	<u>720,816</u>	723,805
Net Receivables	<u>3,357</u>	<u>1,661</u>	1,696
TOTAL ASSETS	<u><u>1,447,978</u></u>	<u><u>722,477</u></u>	<u><u>725,501</u></u>
ABILITIES			
Claims Payable	33,665	27,154	6,511
Other Payables	5,180	5,581	(401)
TOTAL LIABILITIES	<u>38,845</u>	<u>32,735</u>	6,110
JND BALANCE			
Restricted:			
Budget Stablization Fund	454,102	250,063	204,039
School Accountability Account (Proposition 301)	9,113	12,376	(3,263)
Reserved For:			
Continuing Appropriations	50,265	30,162	20,103
Revolving Funds	178	181	(3)
Unreserved	<u>895,475</u>	<u>396,960</u>	498,515
TOTAL FUND BALANCE	<u><u>1,409,133</u></u>	<u><u>689,742</u></u>	<u><u>719,391</u></u>
TOTAL LIABILITIES AND FUND BALANCE	1,447,978	722,477	725,501

BUDGET

- [FY 2015 Executive Budget – Summary](#)
- [FY 2015 Executive Budget – State Agency Budgets](#)
- [FY 2015 Executive Budget – Sources and Uses of State Funds and Appendix](#)
- [Statement of Federal Funds for Fiscal Years 2013 through 2015](#)
- [Calculation of the Appropriation Limit for Fiscal Years 2012 and 2013](#)

STRATEGIC PLANNING

- [Five-Year Strategic Plans for State Agencies and the Master List of State Government Programs](#) includes:
 - Expenditures for each function or program of state government
 - Goals and performance measures for Fiscal Years 2013 through 2015
 - Agencies' strategic issues and strategies for addressing them for the next five years
 - Agencies' resource needs for the next five years

FEE COMMISSION

- [2013 Report](#)

HISTORICAL PERSPECTIVE

- [Revenue Data since 1971](#)
- [Expenditure Data since 1979](#)
- [Executive Budgets, Strategic Planning Documents, and Fee Commission Reports from Previous Years](#)

MONTHLY UPDATES

- Year-to-Date General Fund Revenue Collections
- [Monthly Budget Reports](#), including (a) Agencies' Statements of Year-to-Date Revenues and Expenditures for Every Fund, and Projections for the Remainder of the Fiscal, Year and (b) Agencies' Statements of Year-to-Date Expenditures from Appropriations, and Projections for the Remainder of the Fiscal Year

STATE AGENCY TECHNICAL RESOURCES

- [Instructions for Developing and Presenting Budget and Planning Requests and Information](#)
- [Managing for Results](#), Arizona's Strategic Planning Handbook (recognized by the Council of State Governments as an Exemplary State Management Program)

OTHER HELPFUL LINKS

- [Arizona's Official Website](#)
- [Governor's Website](#)
- [State Agencies' Websites](#)
- Searchable data base of the State accounting system ([Openbooks](#))
- [Arizona Employment and Population Statistics](#)
- [FY 2014 Appropriations Report](#)

Acknowledgement

Governor Brewer gratefully acknowledges the skilled and dedicated efforts of the staff of the Governor's Office of Strategic Planning and Budgeting

DIRECTOR	John Arnold
ASSISTANT DIRECTORS	Bret Cloninger Bill Greeney
CAPITAL MANAGER	Ed Boot
BUDGET AND PROJECT MANAGERS	Brandon Nee Scott Selin
SENIOR BUDGET ANALYSTS	Whitney Chapa Jill Hall Illya Riske
BUDGET ANALYSTS	Ken Matthews Will Palmisano Jerry Hale Elizabeth Hansen
BUDGET AND OPERATIONS ANALYST	Michael Williams
ECONOMIST AND BUDGET ANALYST	Duong Nguyen
SYSTEMS ANALYST	Joy Su
OFFICE MANAGER	Pamela Ray